

Weekly Lesson Plan Week 5, T-X

	Theme & Letter	Phonics & Reading	Math	Color	Shape	Science /Social Studies	ART	Story time
MON	T is for Trains Decorate T with black crayon like train tracks	T says /t/ as in a ticking clock	Introduce number 5 Write number 5 Count 5 trains	Orange song- ORANGE, orange, ORANGE, orange. Orange is what that spells.	Oval - Ollie Oval poem	All about trains	Train craft with toilet roll wheels	Thomas the Tank Engine by Wilbert Awdry
TUES *Bring a musical instrument to class (real or toy)	U is for Ukulele & All Things Musical Decorate U with music notes	U says /u/ as in tummy ache Meet Mr. U stick puppet	Count and Trace Number 5 sheet	Orange song review	Oval - Ollie Oval poem	Learn about orchestras	Box Ukulele craft	I Got Rhythm by Connie Schofield-Morrison
WED	V is for Vegetables Decorate V with vegetables cut from magazines	V says /v/ as in violin Sue will play her violin for us!	Count 5 toy vegetables in class	Orange-I Spy orange vegetables sheet	Oval potato	Forces - Push/Pull	Vegetable stamping	The Enormous Turnip by Irene Yates
THURS	W is for Web Decorate W like a web using black crayon	W says /w/ as in wake up	Review writing number 5 I Spy Farm Animals game on screen	Orange-Mix red and yellow to make orange	Draw a spider using 2 ovals and lines for legs	All About Spiders	Salt/Glue Web painting	Charlotte's Web by E.B. White
FRI	X is for X-Ray Decorate X with popsicle stick "bones"	X says /x/ as in water squirter Usually end of a word (ax, box, mix, tux, Rex)	Count 5 bones in class activity	Review all colors	Review all shapes	Discuss X-rays and foods that are good for your bones	Hand Q-tip X-ray	Curious George Goes to the Hospital by H.A. Rey

Supply List:

(You do not need to buy these things. This list is for your convenience in case you want to do any of the activities I demonstrate at home. I try to use common household items, so you won't have to buy many things. You may want to stock up on common art supplies such as glue, construction paper, and washable paint.)

Monday – Train printable, 1 empty toilet roll, scissors, crayons

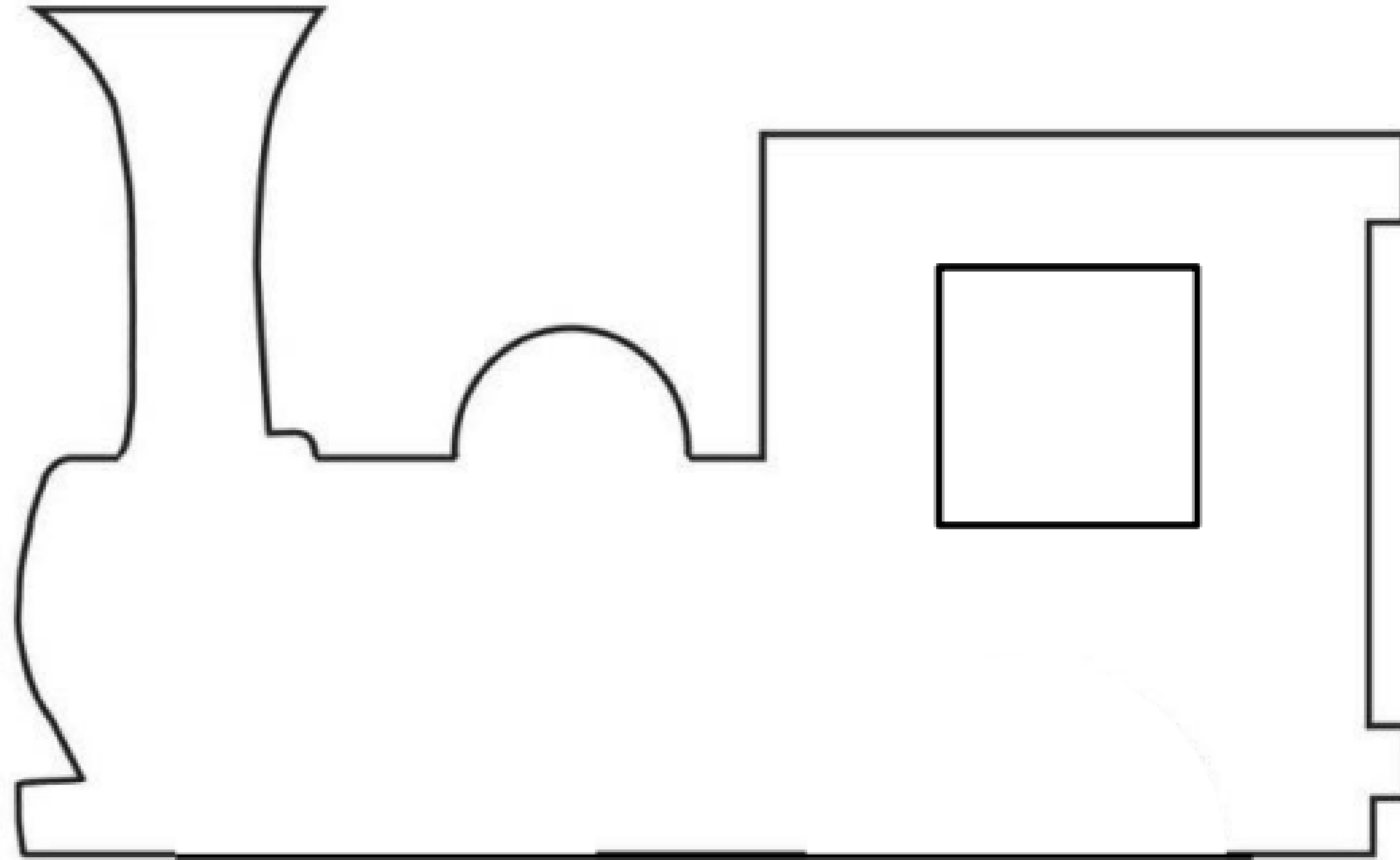
Tuesday – Small box, 3 or 4 rubber bands, paper towel roll, scissors

Wednesday – Vegetables cut, paint, white paper






Thursday – Dark paper, glue, salt



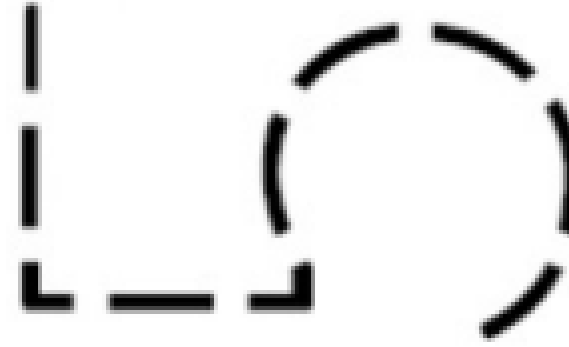






Friday – Black paper, white crayon/chalk, Q-tips, glue





Count and Trace Number 5



I Spy Fall Vegetables that are ORANGE



PUSH OR PULL?

Name _____

Cut and sort the action pictures that show either a push or a pull.

push

pull

©The Kindergarten Connection

