

Weekly Lesson Plan Week 2, F-J


	Theme & Letter	Language & Literacy	Math	Color	Shape	ART	SCIENCE/ SOCIAL STUDIES	STORY Time
MON	Ff - Fish Decorate F with finger prints	F says /f/ as in fast	Introduce number 2 Write number 2 Drive the boat to find the fish Number 2 Practice sheet	Blue (like Fred) Color song: BLUE spells blue. BLUE spells blue. Hi Ho, Did you know? BLUE spells blue.	Square – Sandy Square poem	Paper plate pasta fish	Science: Discuss the needs of fish	A Fish out of Water by P.D. Eastman
TUE	Gg – Garden Decorate G with vegetables from magazines	G says /g/ as in gulp	More or Less Garden vegetables interactive game (on screen)	Blue (repeat song) I Spy game	Square – draw a square garden plot	Printable Garden busy box	Science: Ziplock Bean experiment	Stone Soup by Marcia Brown
WED	Hh – Community Helpers Decorate H with happy face stickers	H says /h/ as in running	Spread shaving cream on a table and practice writing number 2 (Barber)	Blue (repeat song) Play I Spy (Eye Doctor)	Square stamping with a wooden block (Construction Worker)	Toothbrush painting (Dentist)	Social Studies: Who are community helpers? They are people who provide a service that helps others.	Officer Buckle and Gloria by Peggy Rathmann
TH	li – Insects Decorate l with “itchy dots” (red marker)	l says /i/ as in Introduce the Vowel People puppet-Icky l	Bug Patterns sheet	Blue (repeat song)	Square – poem Insect shapes interactive game	Egg Carton worm OR Rock ladybug	Science: Observe an insect Talk about what makes it an insect (6 legs, 3 body parts, etc.)	The Ant and the Grasshopper by Aesop
FRI	Jj – Jungle Decorate J with orange crayon and spots like a jaguar	J says /j/ as in jump	Jungle butterflies number order (on screen)	Review (Each week, we will review any colors/shapes we have learning in past weeks)	Jungle Shape matching game	Toilet roll binoculars for a jungle safari	Go on a Jungle Safari – talk about the animals that live in the jungle	And the Rainforest Grew all Around by Susan K. Mitchell

Supply List:

(You do not need to buy these things. This list is for your convenience in case you want to do any of the activities I demonstrate at home. I try to use common household items, so you won't have to buy many things. You may want to stock up on common art supplies such as glue, construction paper, and washable paint.)

Monday –

Paint, paper plate, dry macaroni noodles, glue



Tuesday –

Magazine with vegetable pictures, child scissors, glue, Garden busy box printables, popsicle sticks, small box, ziplock bag, paper towel, dry bean



Wednesday –

Happy face stickers (or marker to draw happy faces), shaving cream, square block, paint, white paper, old toothbrush



Thursday –

Red marker, egg carton, pipe cleaner (optional), wiggly eyes (or marker to draw them), colorful paper



Friday –

Orange crayon, brown crayon, 2 empty toilet rolls (or roll paper into 2 cylinders), tape, stickers or markers, jungle safari cards





Name _____

Date _____

Number Practice

Help the boat get to the fish by drawing a line to all the number 2s.

	2	2	2	3
4	5	1	2	1
3	3	4	2	2
4	1	5	1	2
5	2	2	2	2
1	2	4	5	3
4	2	2	4	5
1	3	2	2	



Celery



Corn



Eggplant



Carrot



Tomato




Lettuce



Mushroom



Squash



Potato








Broccoli

For Printable Garden Busy Box

Name: _____

INSECT PATTERNS

Cut and paste the images at the bottom of the page to complete the patterns.



Jungle
Safari
Cards

