

# Weekly Lesson Plan Week 30, H-L

	<b>Theme &amp; Letter</b>	<b>Phonics</b>	<b>Reading</b>	<b>Math</b>	<b>Music</b>	<b>Science /Social Studies</b>	<b>ART</b>	<b>Story time</b>
<b>MON</b>	Hh is for Hippo Decorate letter H gray like a hippo	H says /h/ as in running/breathing Blend: ha, he, hi, ho, hu	Read and Match	Adding On Hippo Math sheet	Happy Hippo song	Science: All about Hippos	Hippo paper bag puppet	Fantastic Fiona
<b>TUES</b>	I is for Imogene's Antlers Decorate letter I with brown crayon	Vowel I Vowel People Stick puppet	Sight Words	Number Words one through ten sheet	Do Re Mi/Do a Deer song	Science: How deer shed their antlers	Antler headband craft	Imogene's Antlers
<b>WED</b>	Jj is for Jack and the Beanstalk Decorate like a bean stalk with green marker	J says /j/as in jump Blend: ja, je, ji, jo, ju	Read and Match	Addition – Add it Up sheet	Jack and the Beanstalk Climb High song	Science: Plant a bean activity	Beanstalk craft	Jack and the Beanstalk
<b>THURS</b>	Kk is for King Midas and the Magic Touch Decorate letter K with yellow crayon	K says /k/ as in karate Blend: ka, ke, ki, ko, ku	Simple sentences	Coins (on screen activity)	Coins song	Science: Cleaning coins activity	Trace hand art project	King Midas and the Golden Touch
<b>FRI</b>	Ll – Little Red Riding Hood Decorate with red crayon	L says /l/ as in lalala Blend: la, le, li, lo, lu lad, let, lip, lot, luck	Read and Match	Same size sheet	Little Red Riding hood song (Pink Fong)	Social Studies: Map skills	Paper basket craft	Little Red Riding Hood by Lady Bird

## Supply List:

(You do not need to buy these things. This list is for your convenience in case you want to do any of the activities I demonstrate at home. I try to use common household items, so you won't have to buy many things. You may want to stock up on common art supplies such as glue, construction paper, and washable paint.)

Monday – Hippo

Paper bag, hippo coloring sheet (or draw your own), scissors, glue



Tuesday – Antlers

Brown paper, antler coloring page, brown crayon, scissors, tape or glue



Wednesday – Beanstalk

Playdough, straw, green paper, hole punch (optional)



Thursday – Gold hand

paper, gold or yellow crayon, glitter (optional)



Friday – Paper Basket

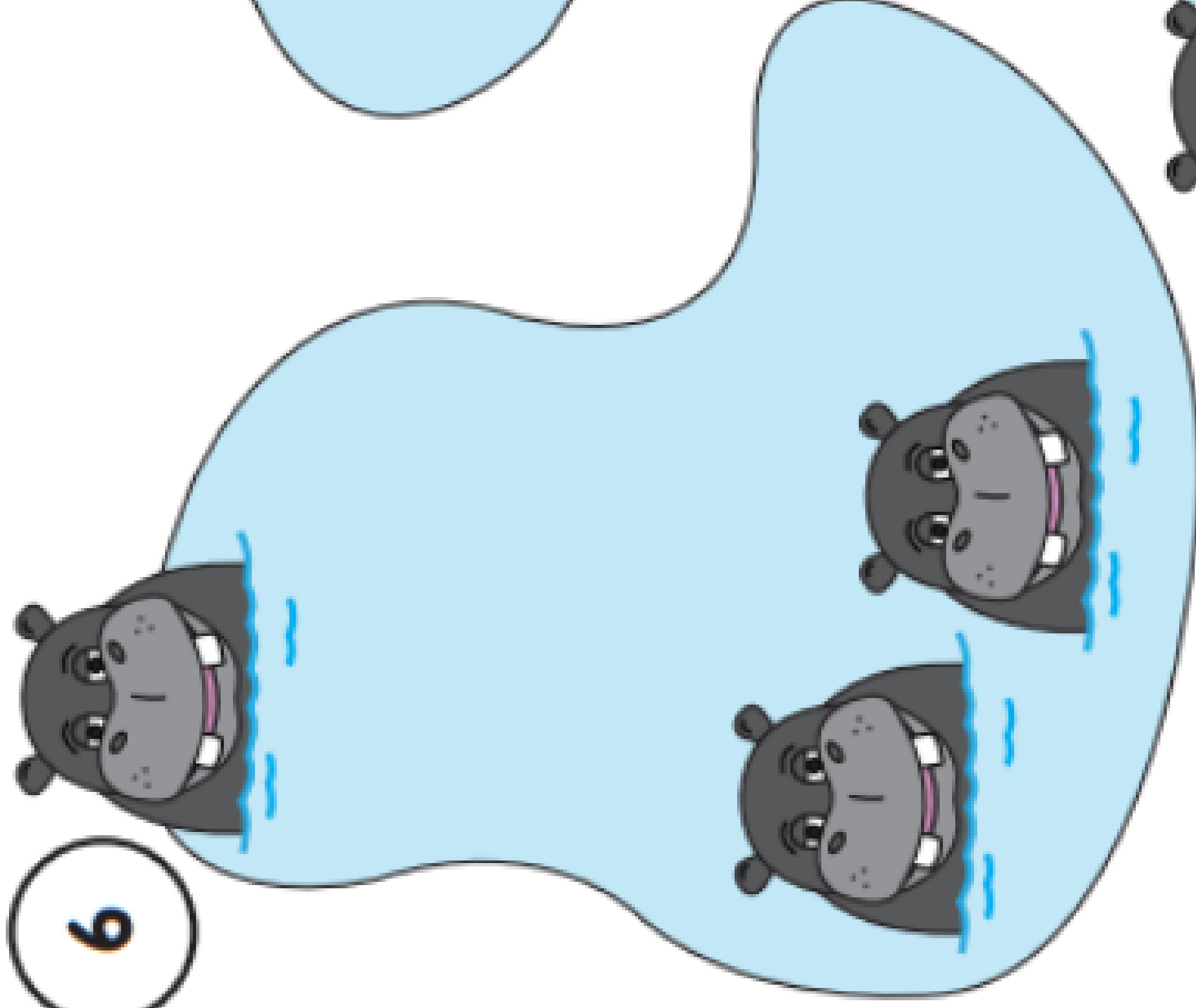
Basket paper template, brown crayon, tape/glue, scissors



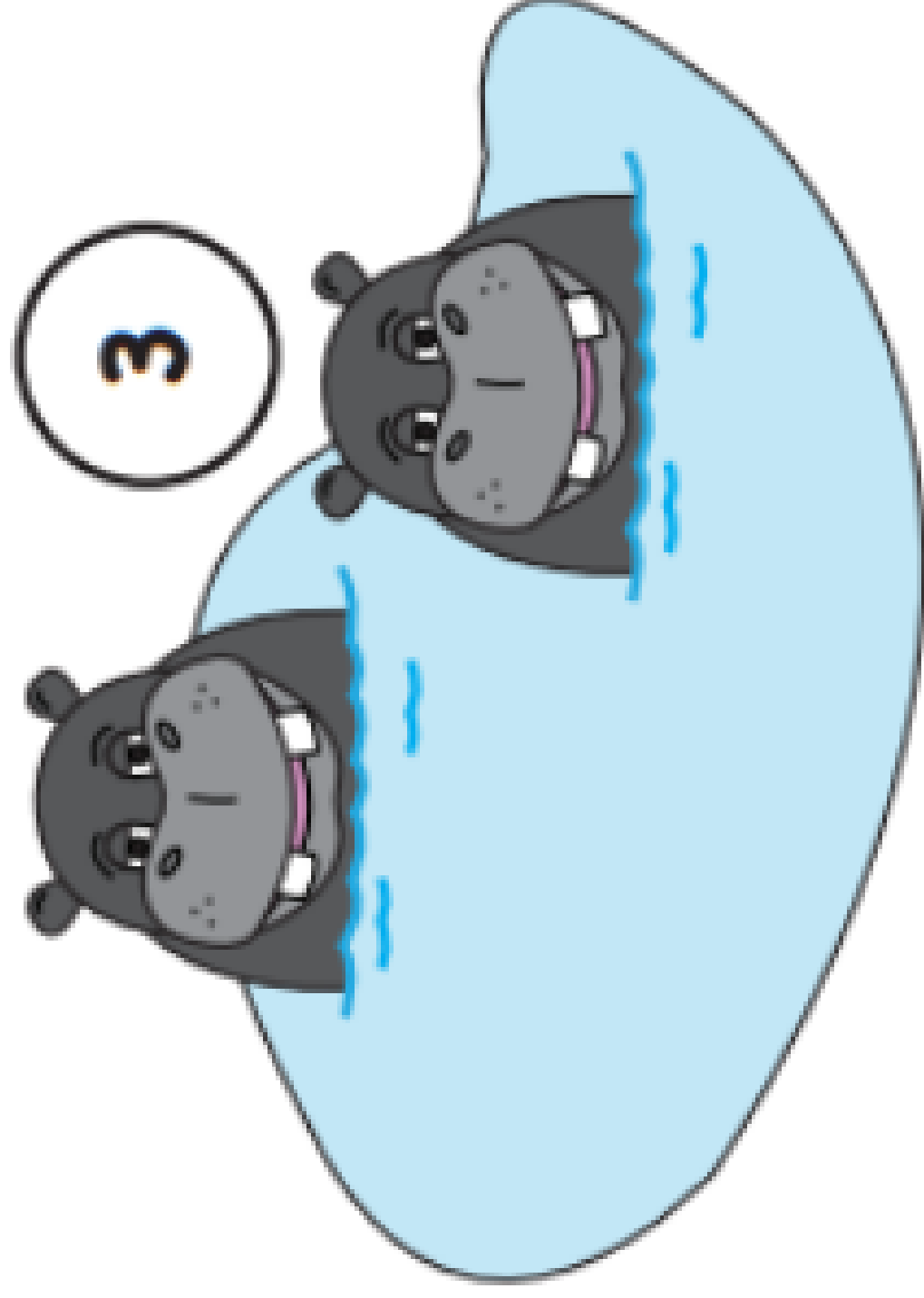
# Cut-and-Paste Counting: Hippos

These lakes are missing hippos. Cut out each hippo below and paste it into the lake to match the number written.

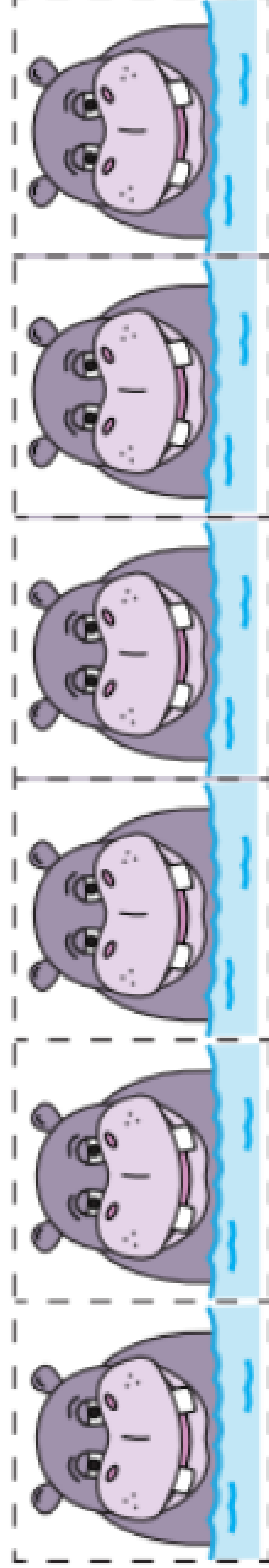
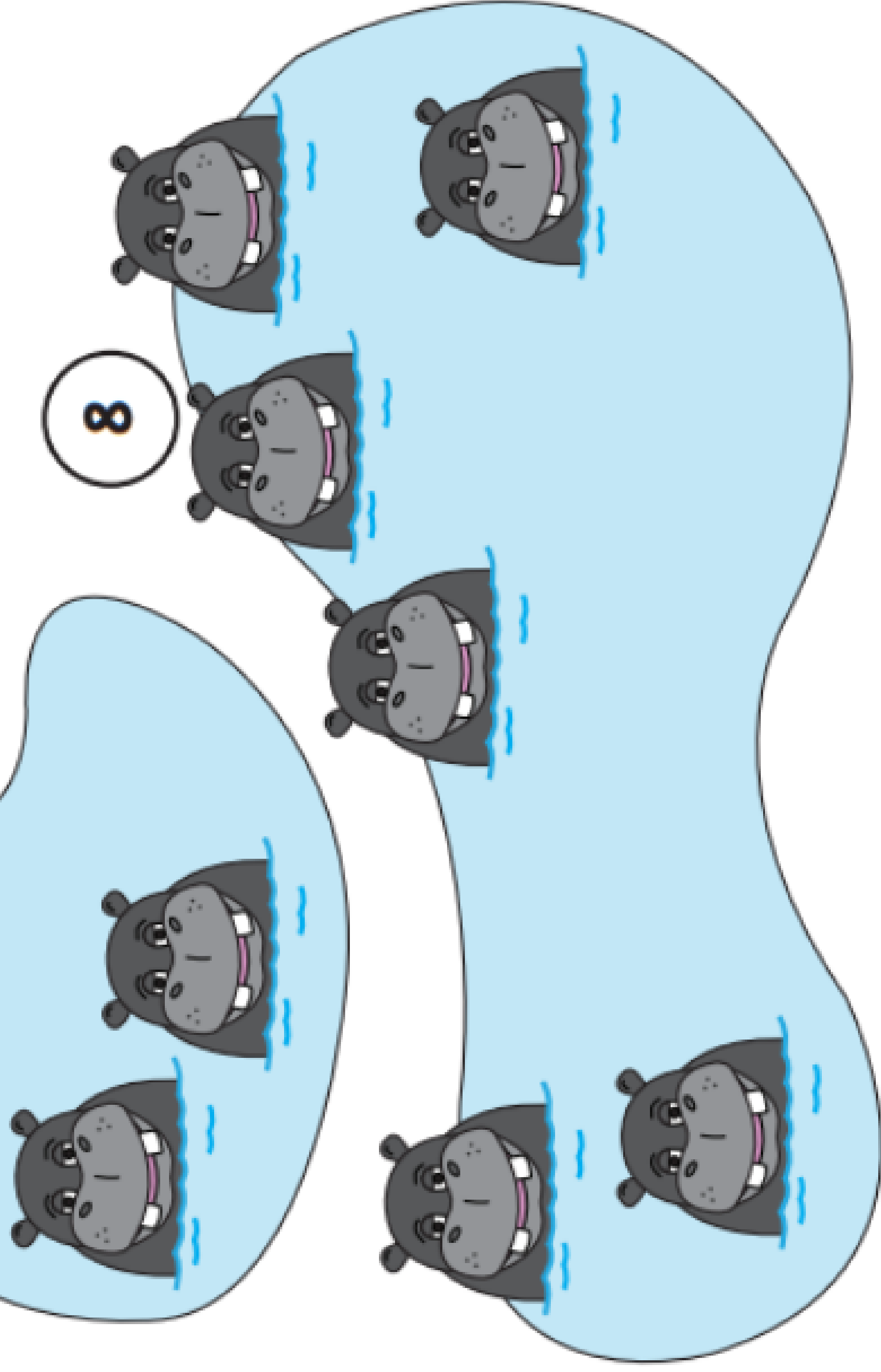
6

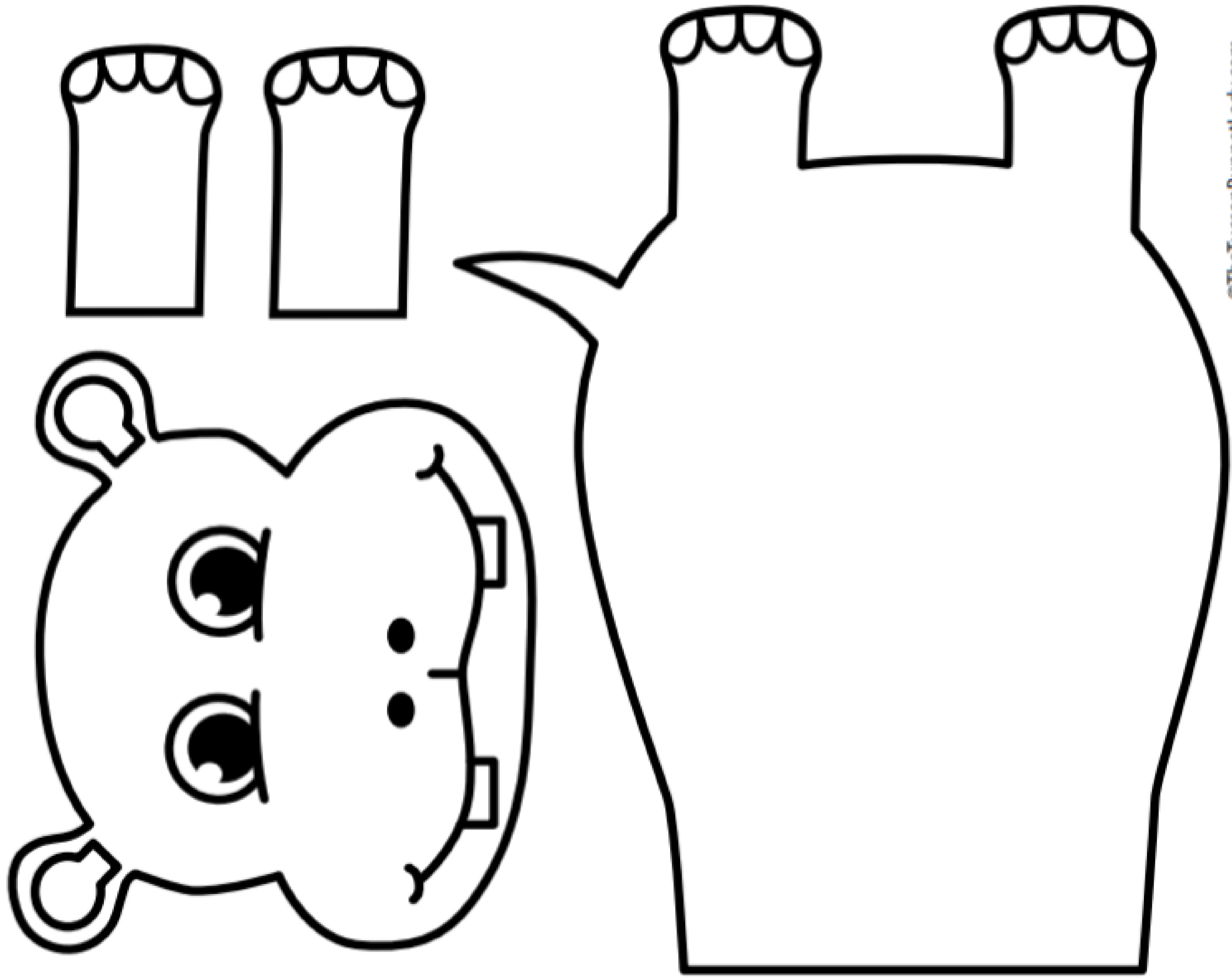


3



8







©TheTucsonPuppetLady.com  
Hippo Paper Bag Puppet Pattern

Name \_\_\_\_\_


# NUMBERS




1




2




3




4



5




6




7




8



9





10



© kandmclassroom.blogspot.com

one | seven | ten | three | nine |

four | two | eight | five | six |





# Add It Up! *With Jack*


Help Jack add up the items below  
by counting them aloud.

1.  $\bigcirc \bigcirc \bigcirc \bigcirc \bigcirc + \bigcirc \bigcirc \bigcirc \bigcirc =$



=

2.  $\text{leaf} + \text{leaf} + \text{leaf} =$



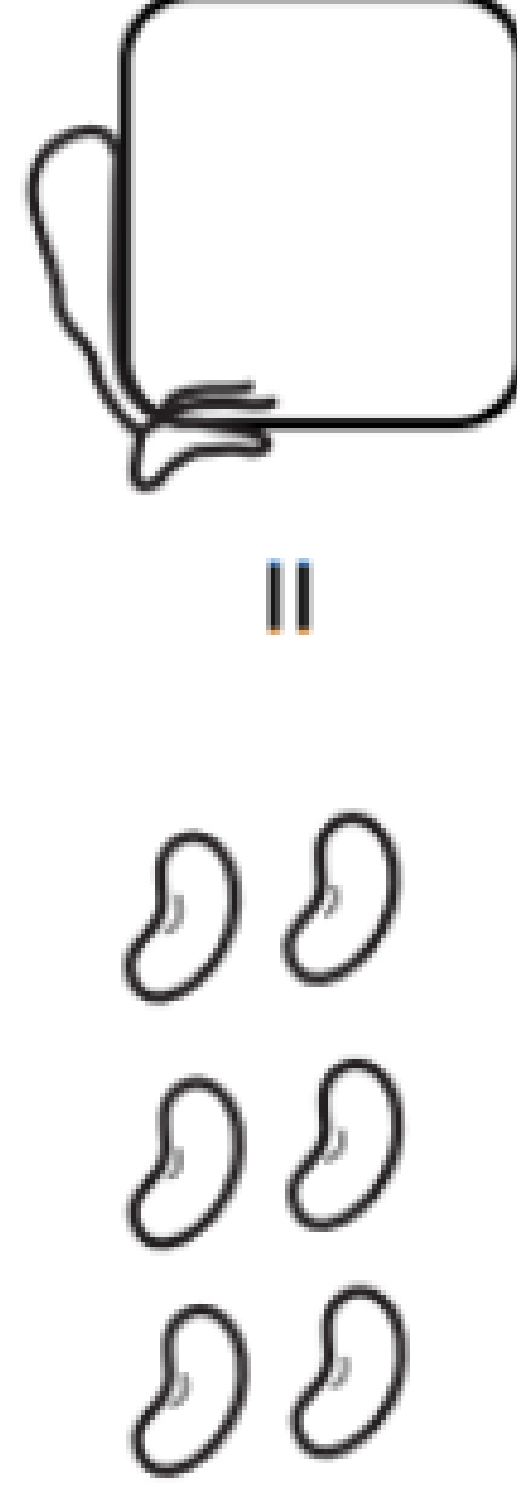
=

3.  $\text{flower} + \text{flower} + \text{flower} =$



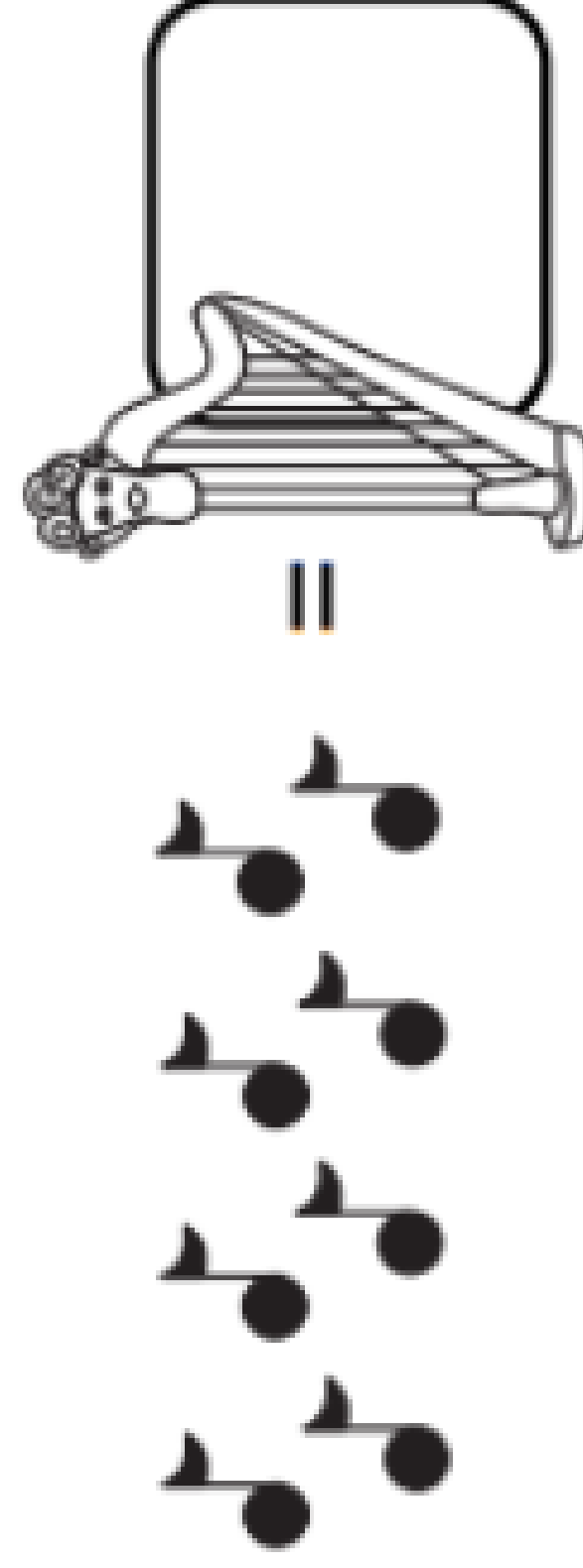
=

4.  $\text{bean} + \text{bean} + \text{bean} =$



=

5.  $\text{note} + \text{note} + \text{note} =$






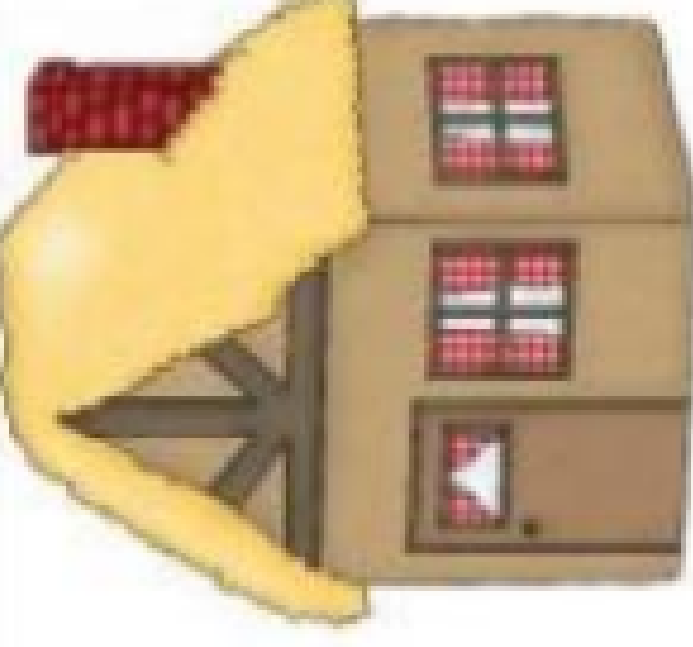
















=




# Observing Sizes

Circle the items in the right column that are the same size as the one in the 1st column.

www.123homeschool4me.com





# Read and Match


ha t



he n




hi p



ho p



hu m



# Read and Match


J a n




j e t




j i g



j o t



j u mp



# Simple sentences

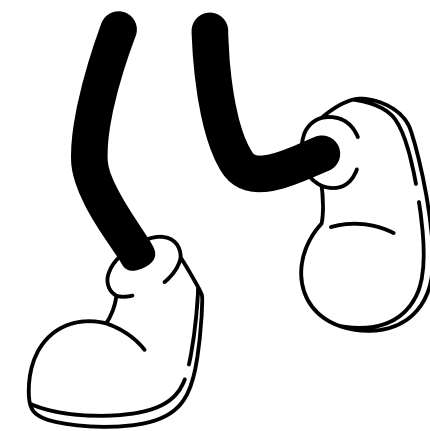
Kim can hit it.

I see a big jet.

The cat is my pet.

# Read and Match


la d




le g




li ft



lo g



lu nch



# Pre-Primer Sight Words Checklist

- |                                 |                                 |
|---------------------------------|---------------------------------|
| <input type="checkbox"/> a      | <input type="checkbox"/> look   |
| <input type="checkbox"/> and    | <input type="checkbox"/> make   |
| <input type="checkbox"/> away   | <input type="checkbox"/> me     |
| <input type="checkbox"/> big    | <input type="checkbox"/> my     |
| <input type="checkbox"/> blue   | <input type="checkbox"/> not    |
| <input type="checkbox"/> can    | <input type="checkbox"/> one    |
| <input type="checkbox"/> come   | <input type="checkbox"/> play   |
| <input type="checkbox"/> down   | <input type="checkbox"/> red    |
| <input type="checkbox"/> find   | <input type="checkbox"/> run    |
| <input type="checkbox"/> for    | <input type="checkbox"/> said   |
| <input type="checkbox"/> funny  | <input type="checkbox"/> see    |
| <input type="checkbox"/> go     | <input type="checkbox"/> the    |
| <input type="checkbox"/> help   | <input type="checkbox"/> three  |
| <input type="checkbox"/> here   | <input type="checkbox"/> to     |
| <input type="checkbox"/> I      | <input type="checkbox"/> two    |
| <input type="checkbox"/> in     | <input type="checkbox"/> up     |
| <input type="checkbox"/> is     | <input type="checkbox"/> we     |
| <input type="checkbox"/> it     | <input type="checkbox"/> where  |
| <input type="checkbox"/> jump   | <input type="checkbox"/> yellow |
| <input type="checkbox"/> little | <input type="checkbox"/> you    |