

Weekly Lesson Plan Week 26, N-R

	Theme & Letter	Phonics	Reading	Math	Music	Science /Social Studies	ART	Story time
MON	Nn – Nap Decorate like napping	N says /n/ as in “no” Blend: na, ne, ni, no, nu	Read and Match	Sequencing (from the story)	The Napping House song	Science: Balancing activity	Popsicle stick house	The Napping House by Audrey Wood
TUES	Oo is for Owl – Snowy Owl Decorate letter O with white paper torn & glued on	Vowel O Ow = /ou/ as in ouch!	Read and Match	Even/Odd Numbers	Owl Song for Kids	Snowy Owl Life Cycle	Snowy Owl painting with loofa	Little Owl's Snow
WED	Pp is for Pizza Decorate letter P with red crayon and yellow pieces of paper (cheese)	P says /p/ as in popcorn Blend: pa, pe, pi, po, pu	Read and Match	Count and add toppings Sizes: 1 whole, $\frac{1}{2}$, $\frac{1}{4}$	Pizza Man song by Jack Hartmann	Science: Solar Oven	Paper plate pizza	Pete the Cat and the Perfect Pizza Party by Kimberly and James Dean
THURS	Qq is for Quack – Ducks in Winter Decorate letter Q with eye and orange beak	Q says /q/ as in quiet (Quiet game) Q’s best friend letter U Blend: qua, que, qui, quo, qu	Sight Words	Simple Math word problems and number sentences (on screen)	5 Little Ducks finger play	Science: All about Ducks in Winter & Duck Body Parts Game	Ducks on Ice craft	Let's Feed the Ducks
FRI	Rr is for Race Decorate letter R like a road with gray/yellow lines	R says /rrr/ as in motorcycle Blend: ra, re, ri, ro, ru	Read and Match	Race track dice game/counting, adding on	Race cars song	Science: Viscosity race	Race car paper craft	George’s Race Car

Supply List:

(You do not need to buy these things. This list is for your convenience in case you want to do any of the activities I demonstrate at home. I try to use common household items, so you won't have to buy many things. You may want to stock up on common art supplies such as glue, construction paper, and washable paint.)


Monday – Napping House

Paper, popsicle sticks, glue, Napping House sheet, scissors



Tuesday – Snowy Owl

Black paper, white paint, loofa or crumpled paper, yellow paper (eyes), brown paper (tree)



Wednesday – Pizza

Paper plate, red paint or marker, colorful paper for pizza toppings



Thursday – Frozen Duck Pond


Cardboard (like cereal box), blue paint, ducks printable or draw your own, glitter (optional), kitchen plastic wrap



Friday – Paper Race Car

Race car printable or draw your own, crayons/markers, scissors







For more creative learning ideas
check out www.makinglearningfun.com

Even & Odd Numbers






Count, write the number, then shade the answer.

Number: _____

Odd










Even

Number: _____

Odd





Even

Number: _____

Odd











Even

Number: _____

Odd













Even

Number: _____

Odd

Even

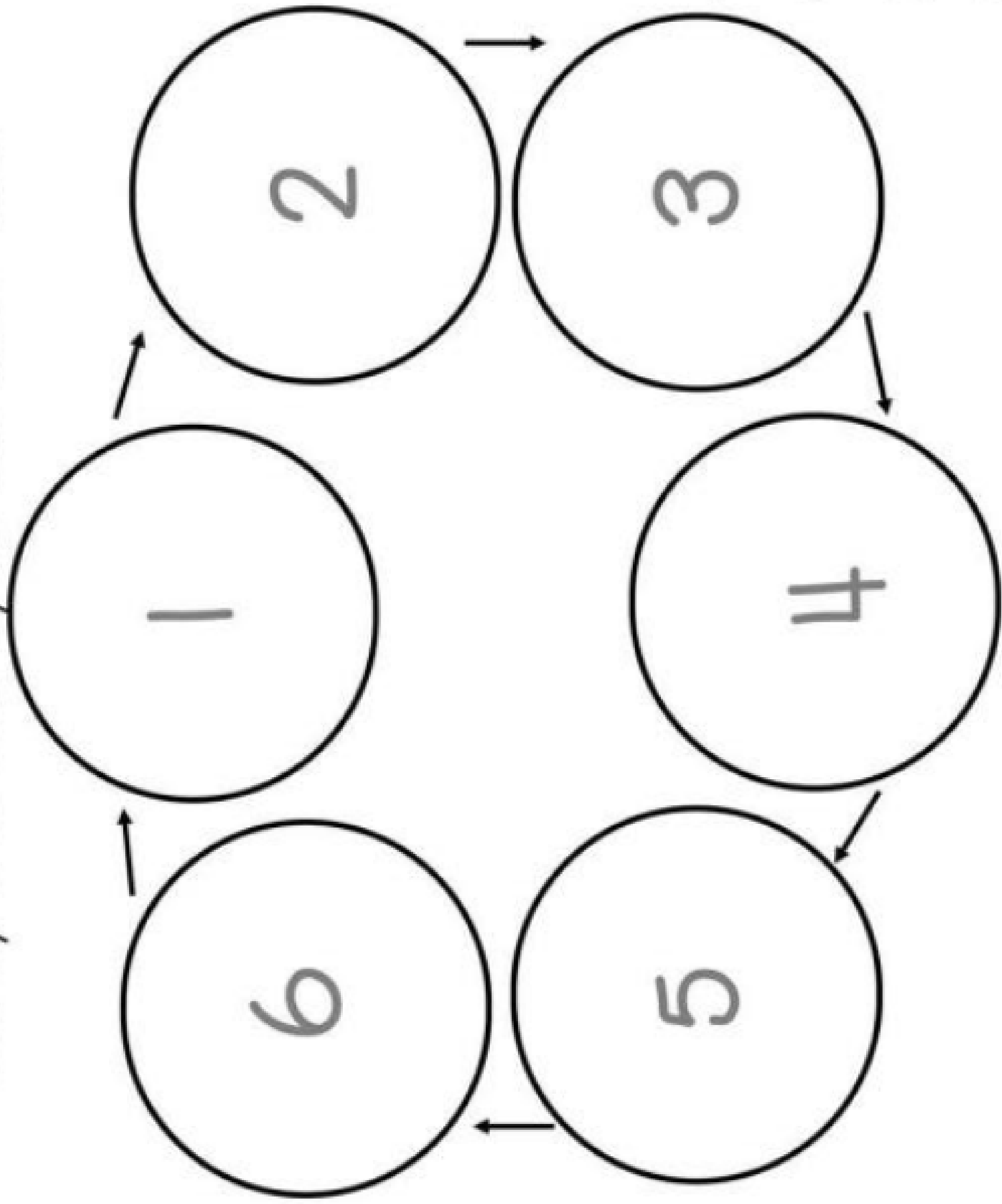
					
					

Number: _____




Odd


Even



Snowy Owl Life Cycle Cut and Paste



© Simple Living. Creative Learning

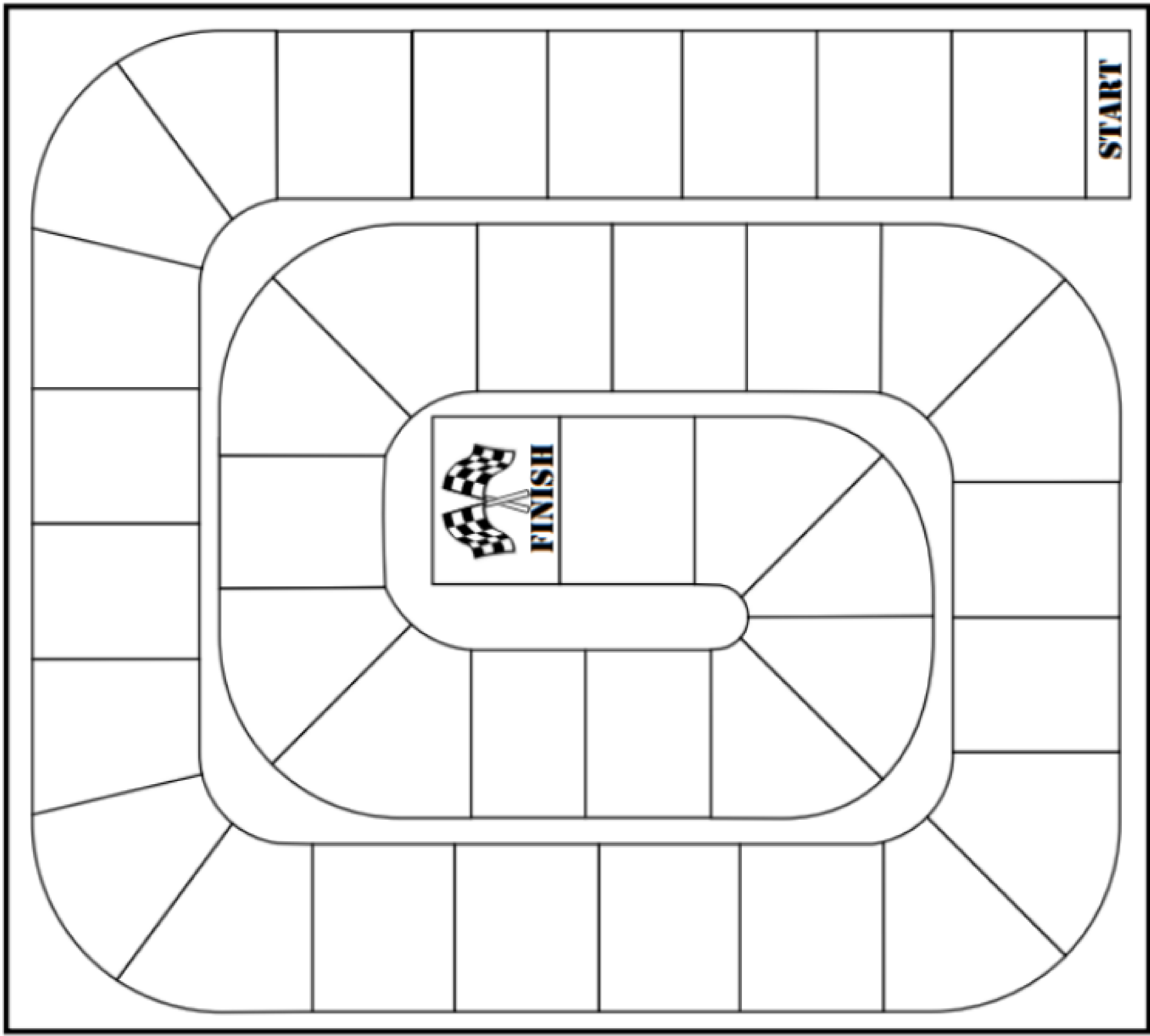
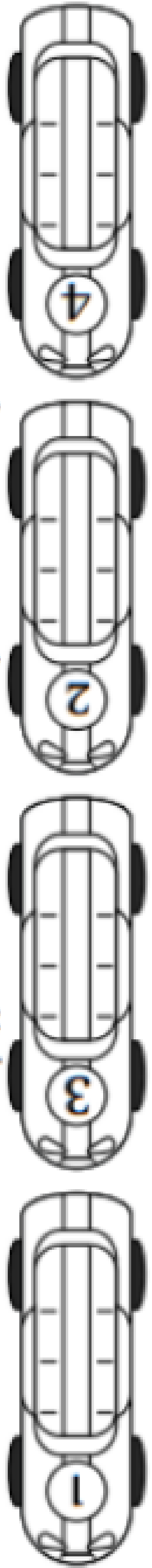




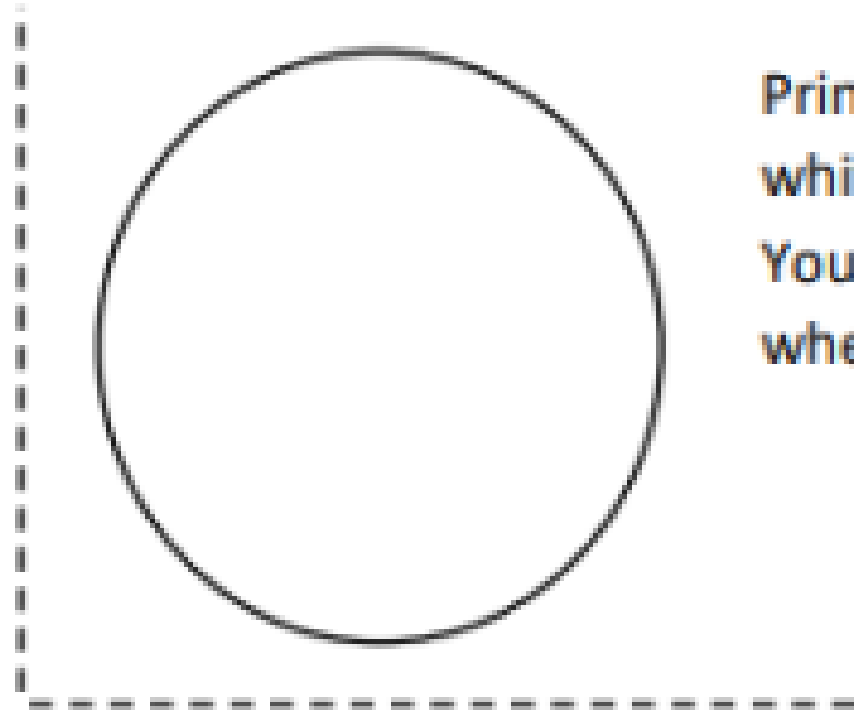
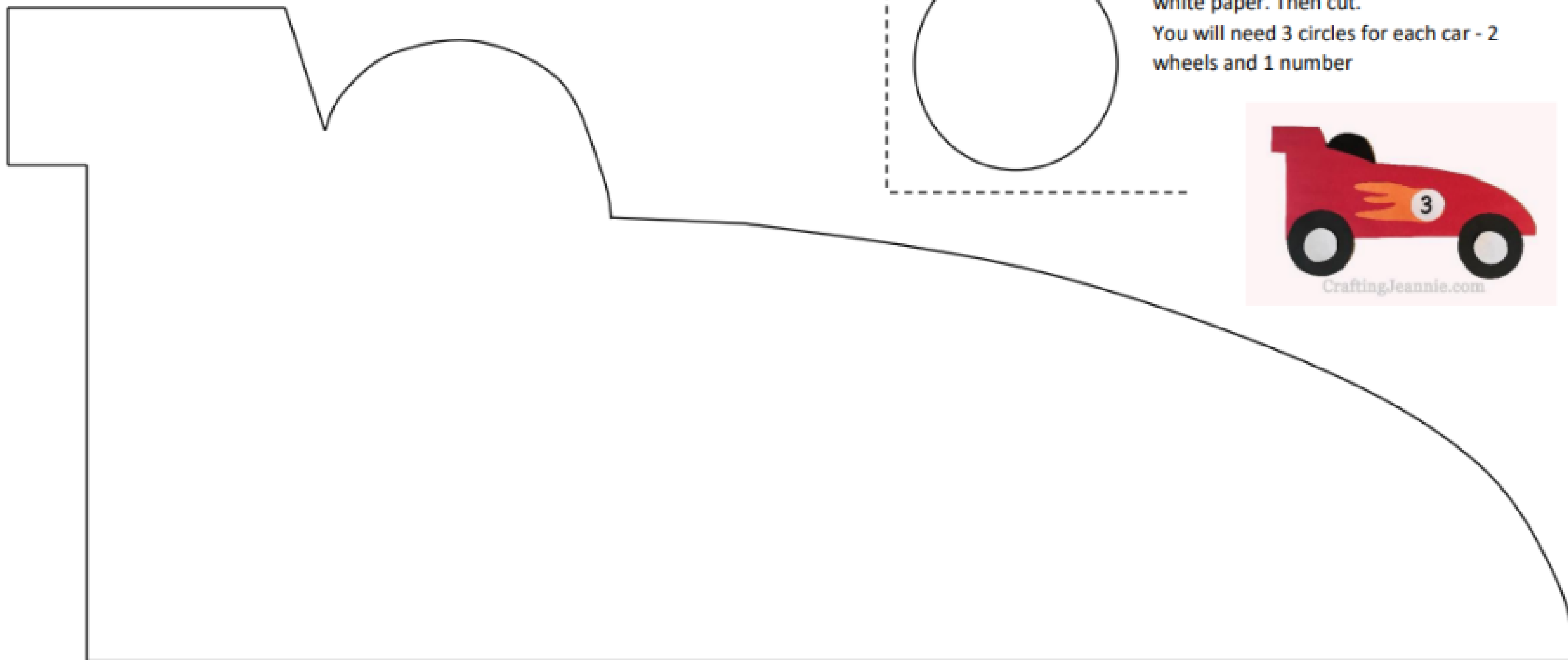


Pattern for Race Game Track

How to Make: <http://www.auntannie.com/GamesToMake/RaceGame>




Print and staple to multiple sheets of colored paper. Then cut.



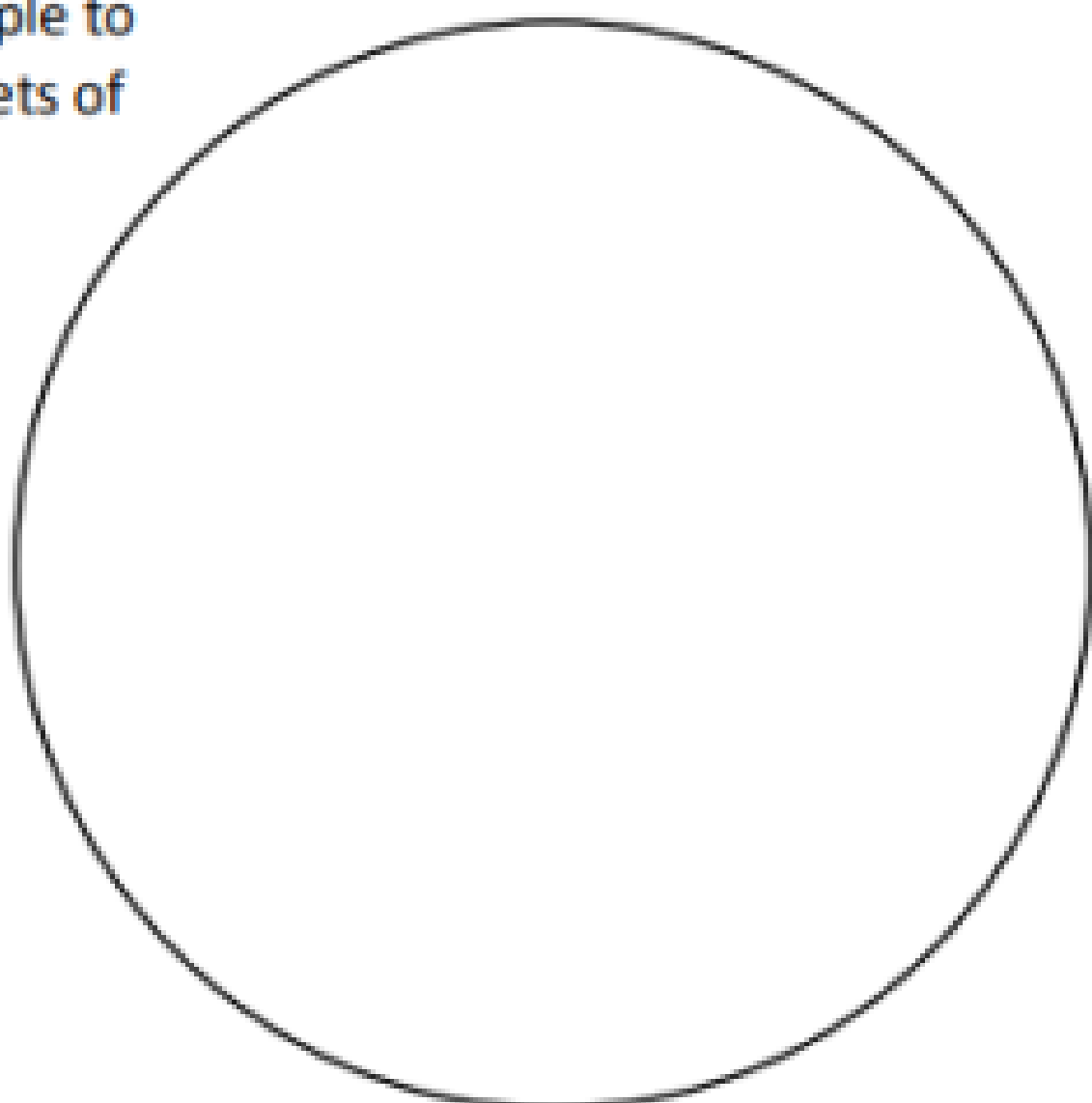
Print and staple to multiple sheets of white paper. Then cut.
You will need 3 circles for each car - 2 wheels and 1 number



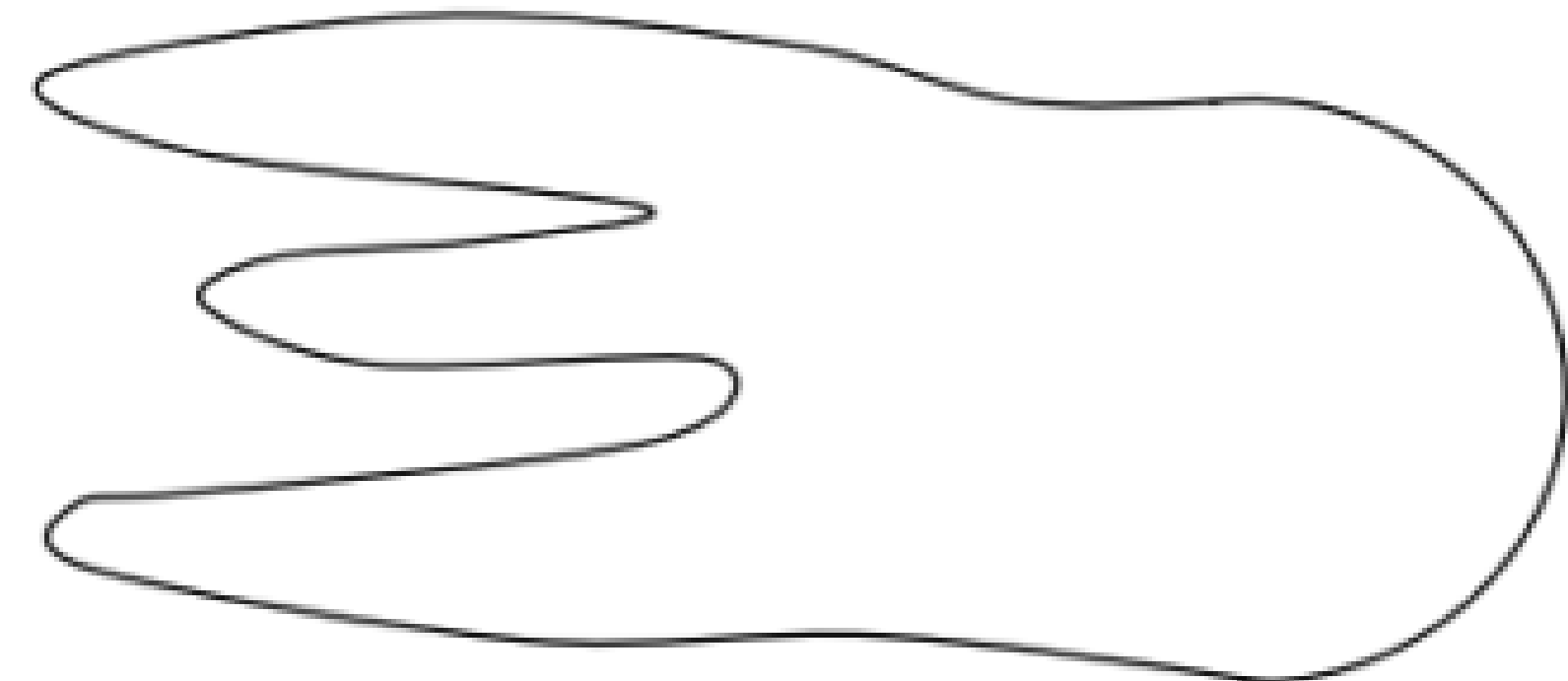
Print and staple to multiple sheets of black paper. Then cut.



Racecar

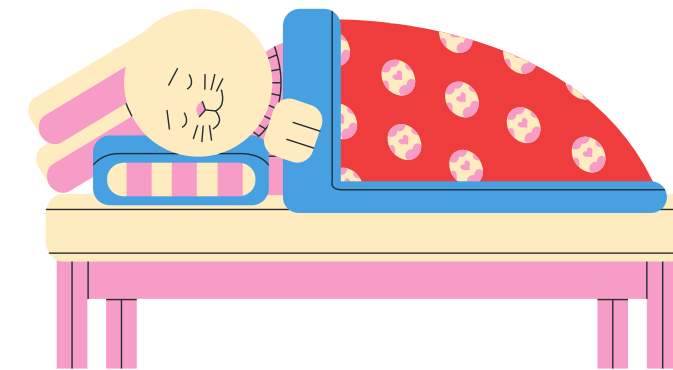


Print and staple to multiple sheets of orange or red paper. Then cut.



Read and Match

na p



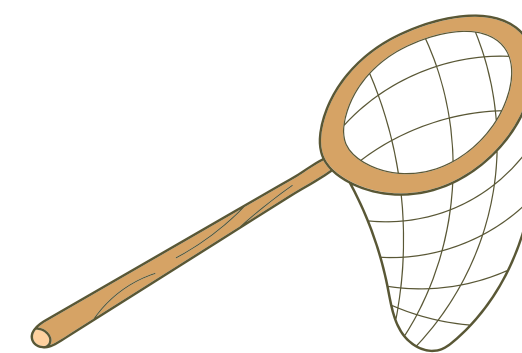
ne t




ni p



no t




nu m




Read and Match

pa n



pe n



pi g



po p



pu p



Read and Match

ra t




re d



ri p



ro ck



ru g



Pre-Primer Sight Words Checklist

- | | |
|---------------------------------|---------------------------------|
| <input type="checkbox"/> a | <input type="checkbox"/> look |
| <input type="checkbox"/> and | <input type="checkbox"/> make |
| <input type="checkbox"/> away | <input type="checkbox"/> me |
| <input type="checkbox"/> big | <input type="checkbox"/> my |
| <input type="checkbox"/> blue | <input type="checkbox"/> not |
| <input type="checkbox"/> can | <input type="checkbox"/> one |
| <input type="checkbox"/> come | <input type="checkbox"/> play |
| <input type="checkbox"/> down | <input type="checkbox"/> red |
| <input type="checkbox"/> find | <input type="checkbox"/> run |
| <input type="checkbox"/> for | <input type="checkbox"/> said |
| <input type="checkbox"/> funny | <input type="checkbox"/> see |
| <input type="checkbox"/> go | <input type="checkbox"/> the |
| <input type="checkbox"/> help | <input type="checkbox"/> three |
| <input type="checkbox"/> here | <input type="checkbox"/> to |
| <input type="checkbox"/> I | <input type="checkbox"/> two |
| <input type="checkbox"/> in | <input type="checkbox"/> up |
| <input type="checkbox"/> is | <input type="checkbox"/> we |
| <input type="checkbox"/> it | <input type="checkbox"/> where |
| <input type="checkbox"/> jump | <input type="checkbox"/> yellow |
| <input type="checkbox"/> little | <input type="checkbox"/> you |