

Weekly Lesson Plan Week 29, C-G

	Theme & Letter	Phonics	Reading	Math	Music	Science /Social Studies	ART	Story time
MON	Cc is for Cabin Decorate letter C with brown crayon/marker	C says /c/ as in cut Blend: ca, co, cu (c before e/i says /s/) Read" can, cop, cut	Read and Match	Snowy Cabin Village Number order sheet	Winter Freeze song	Sink/Float activity	Log Cabin with popsicle sticks	Henry Builds a Cabin
TUES	Dd is for Drums Decorate letter D like a drum using crayons/marker	D says /d/ as in knocking on the door Blend: da, de, di, do, du Read: dad, den, did, dot, dug	Read and Match	I Can Write My Numbers 1 – 20 sheet	Can You Play the Drums action song	Dancing Rice science experiment with drum and sound	Paper cup Drum craft	I Want to be a Drummer
WED	Ee is for Emu Decorate letter E with colorful feathers	Vowel E Long and short vowel sounds	Sight Words	Telling Time sheet	7 Continents song	Social Studies: Continents Emu come from Australia Emu2nd largest bird	Draw an Emu art project	Edward the Emu by Sheena Knowles
THURS	Ff is for Forest Decorate letter F with	F says /f/ as in firefly Blend: fa, fe, fi, fo, fu Read: fan, fed, fit, fox, fun	Read and Match	Snowy Forest Measuring sheet	Forest Animals song	Growth of a tree – look at rings to determine the age of a tree	Colorful Forest art project	Over in the Forest
FRI	Gg is for Gruffalo Decorate letter G with brown yarn (or crayon)	G says /g/ like gulping water Blend: ga, ge, gi, go, gu Read: gal, get, got, gum Rhyming Words BINGO	Read and Match	Missing Numbers 1-20 sheet	Walking in the Forest song	Shadow investigation scienceactivity	Gruffalo paper craft	The Gruffalo

Supply List:

(You do not need to buy these things. This list is for your convenience in case you want to do any of the activities I demonstrate at home. I try to use common household items, so you won't have to buy many things. You may want to stock up on common art supplies such as glue, construction paper, and washable paint.)

Monday – Cabin

Paper, popsicle sticks (or cut strips of brown paper), glue, scissors




Tuesday – Paper Cup Drum

Paper cup (or tin can, plastic container, etc.), something to cover the top of cup such as plastic grocery sack/wax paper/tissue paper, rubber band



Wednesday – Emu

White paper, emu face printable (or draw your own), crayons – blue, yellow, pink, purple, green



Thursday – – Colorful Forest

Background paper, colorful paper, black marker



Friday – Gruffalo paper craft

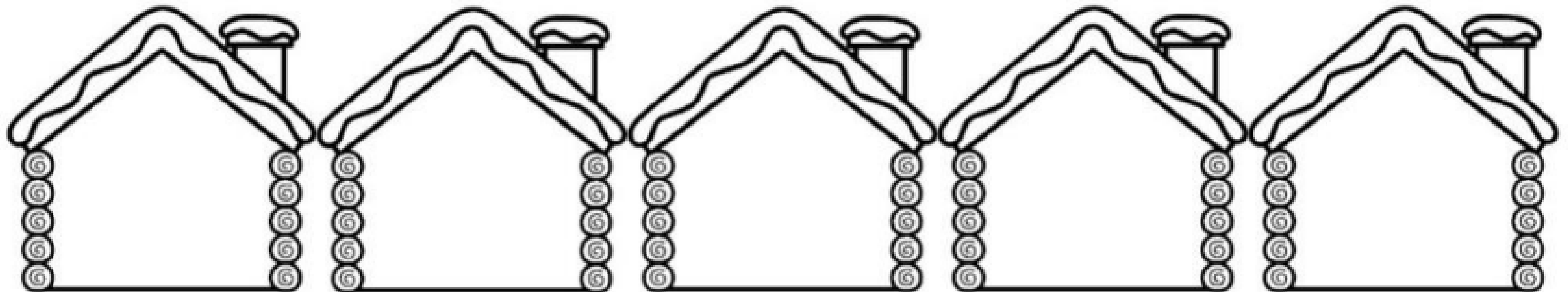
Paper: brown, white, orange, pink, black, black marker, glue, scissors



Name: _____

Snowy Cabins Village

Cut and paste the numbers unto the cabin houses below in the correct number order.



© Kool Kids Games

9	7	3	8	5
1	2	10	4	6

I CAN WRITE MY NUMBERS 1-20

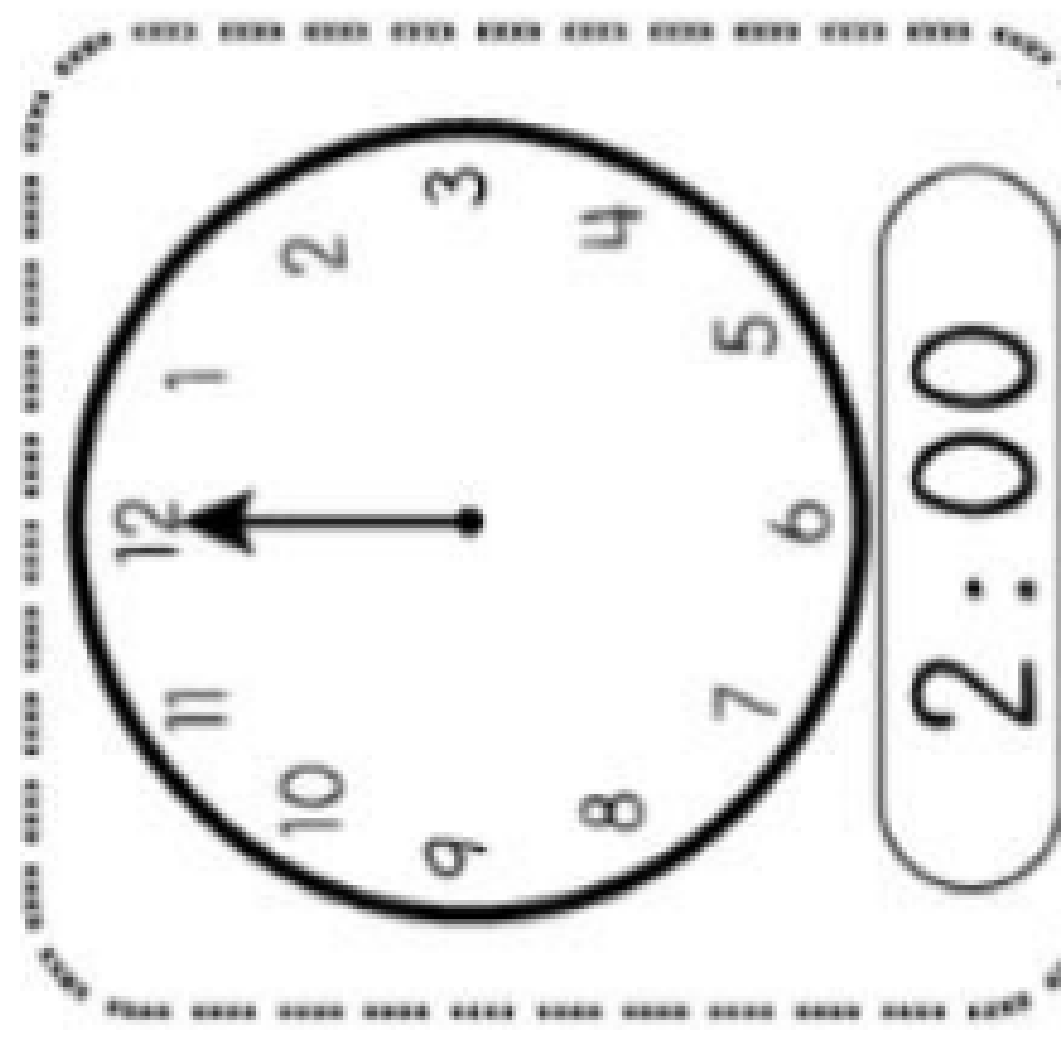

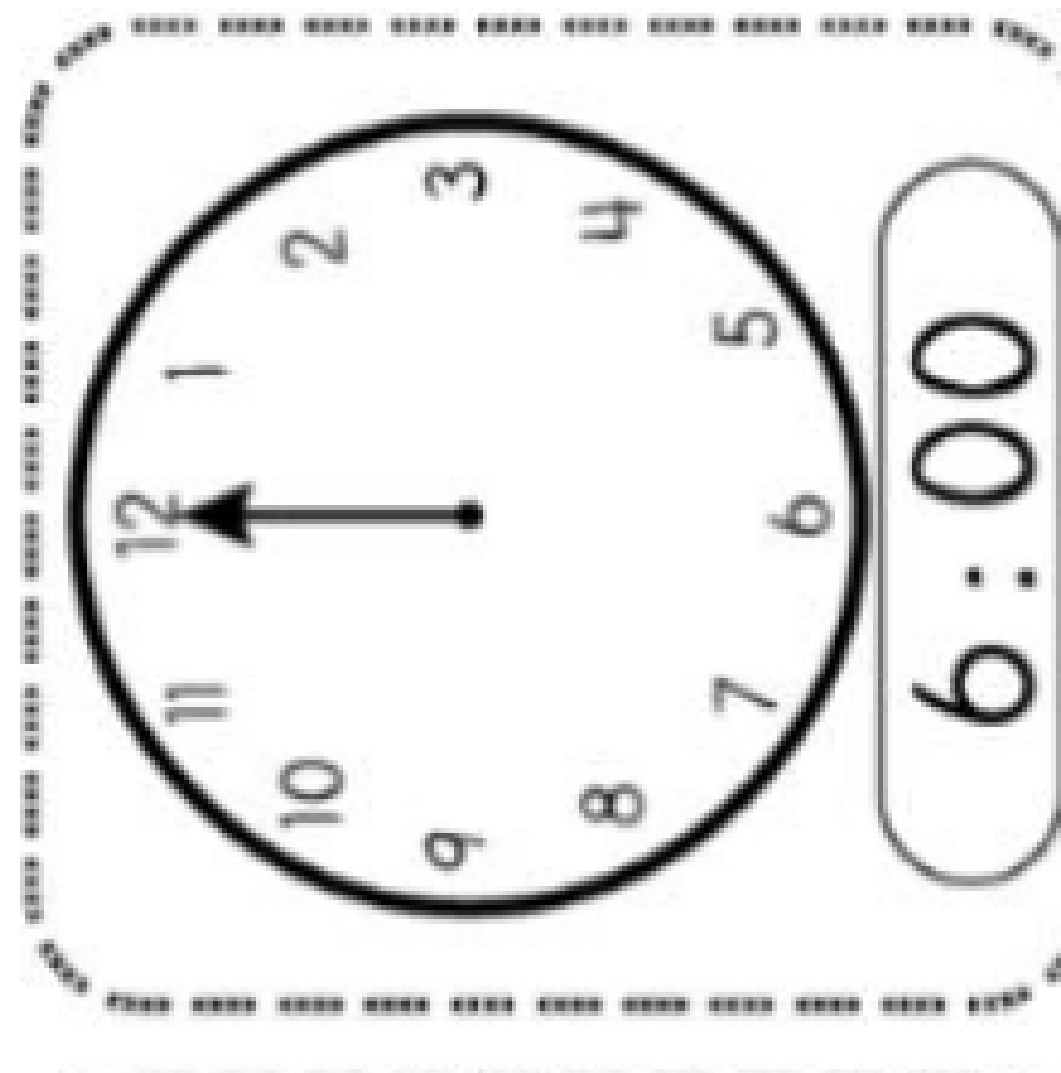



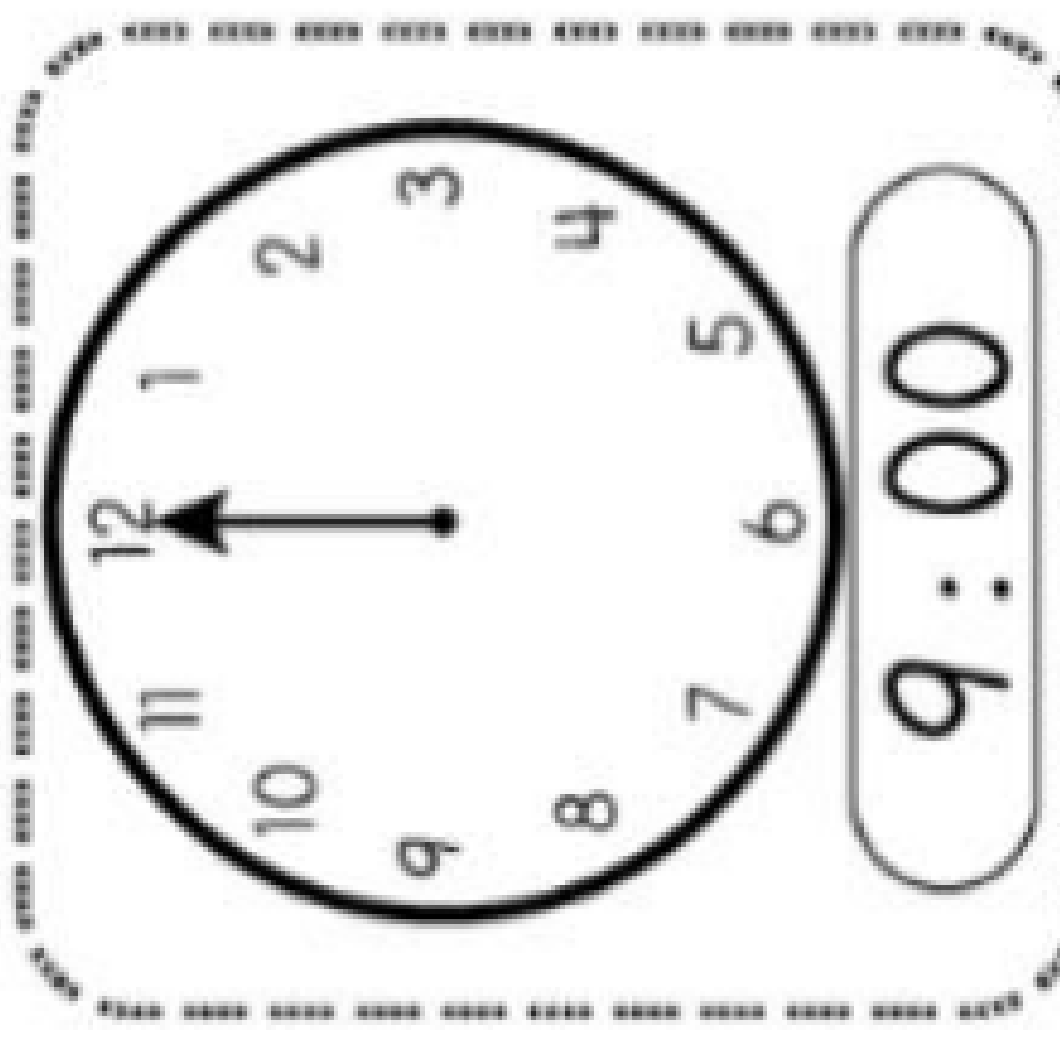

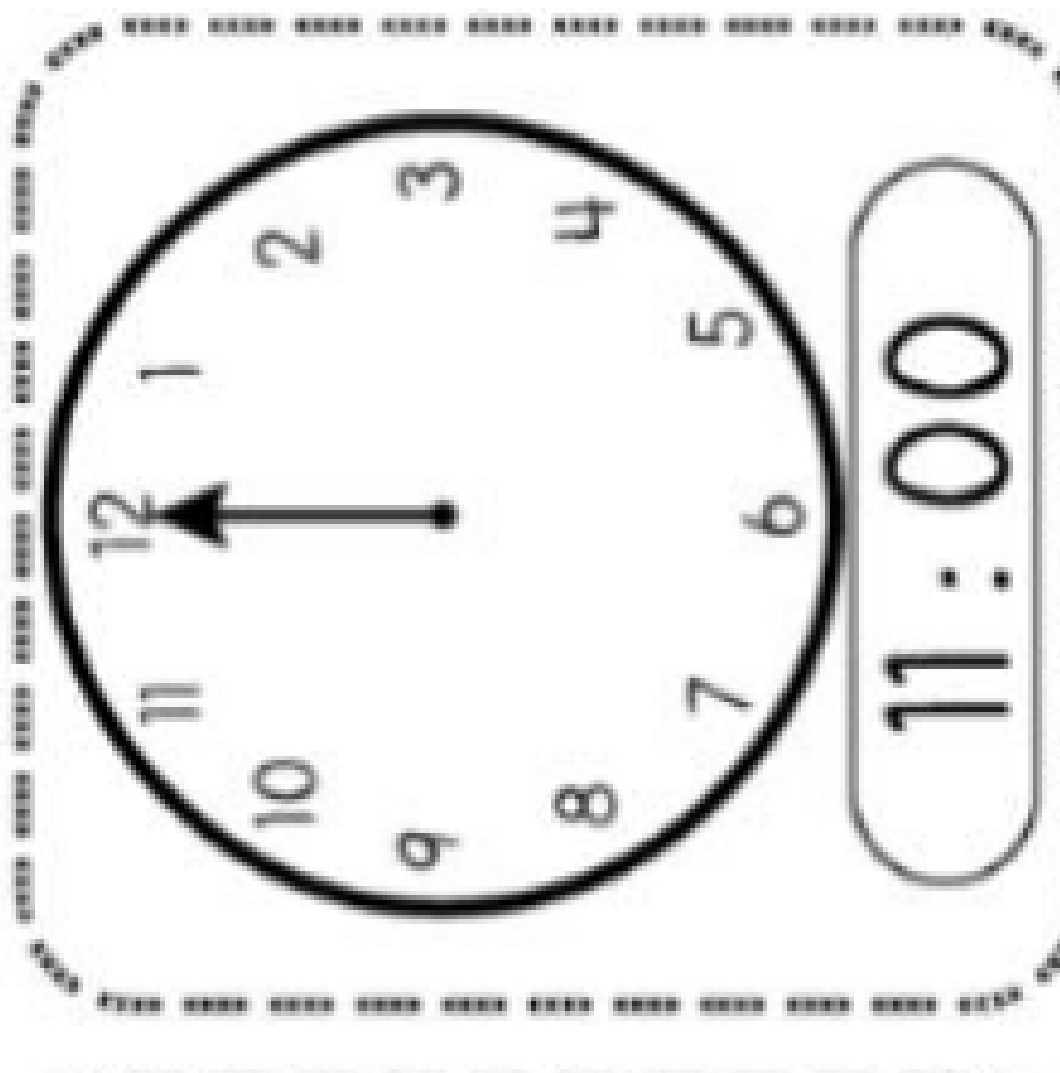
1	2	3	4	5	

6	7	8	9	10	

11	12	13	14	15	

16	17	18	19	20	

Draw the Time




Name: _____

Snowy Forest

Cut out the snowflake ruler below and use it to measure the height of each tree.



units



units



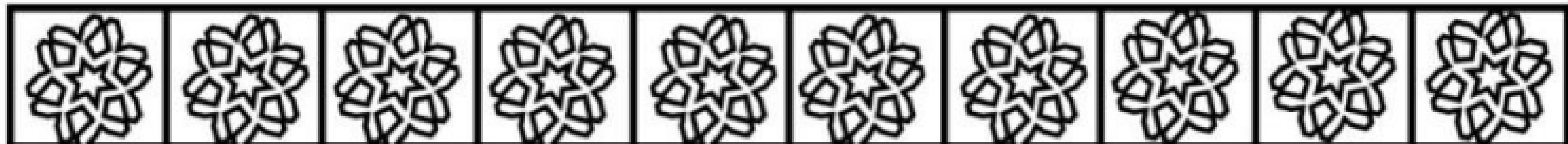
units

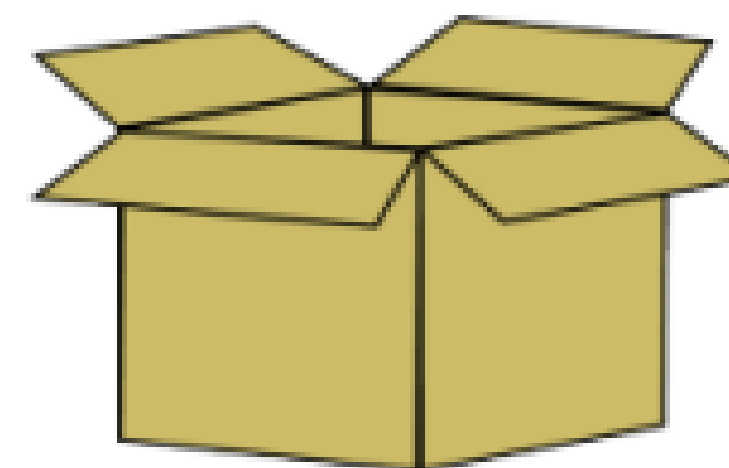
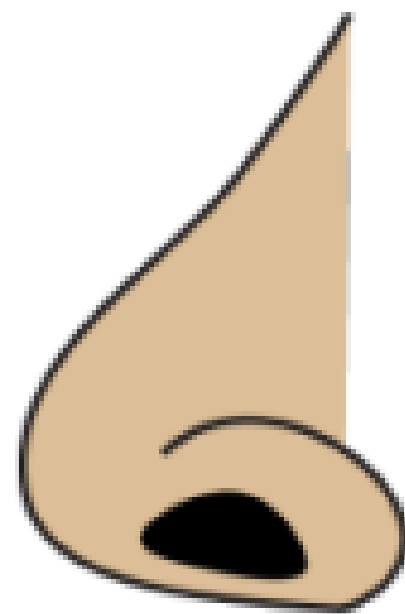




units



units







Help the Gruffalo find the missing numbers

Can you write numbers 1-10


1			4				8		10
	12			15				19	

Read and Match

ca t




s
cent



s
city e



co d



cu b




Read and Match


da d




de n




di g



do t




du ck



Read and Match

f a n




f e d



f i n



f o o t



f u n



bat, bed, bin, bop, bug

Read and Match

ga p



ge t



gi ft



go lf



gu m



Pre-Primer Sight Words Checklist

- a
- and
- away
- big
- blue
- can
- come
- down
- find
- for
- funny
- go
- help
- here
- I
- in
- is
- it
- jump
- little
- look
- make
- me
- my
- not
- one
- play
- red
- run
- said
- see
- the
- three
- to
- two
- up
- we
- where
- yellow
- you