

Weekly Lesson Plan Week 28, X-B

	Theme & Letter	Phonics	Reading	Math	Music	Science /Social Studies	ART	Story time
MON	Xx – MaX and Ruby Decorate with red X's (X marks the spot for treasure)	X says /ks/ like a water squirter Telling sentence/asking sentence practice	Read and Match	Simple word problems with treasure chest math mat sheet	We're Going on a Treasure Hunt song	Social Studies: Simple map skills (directions)	Make a treasure map with paper stained brown with coffee or tea	Max and Ruby's Treasure Hunt by Rosemary Wells
TUES	Yy – Yoyo Decorate with yellow paper bits	Y says /y/ as in yell Blend: ya, ye, yi, yo, yu Words – yak, yes	Read and Match	Sequencing by size	Jump Up, Bend Down song	Science: Gravity	Yoyo cupcake liner craft	The Yoyo King
WED	Zz – ZigZag Lightening and Weather Decorate with zigzag lines	Z says /z/ as in bees Blend: za, ze, zi, zo, zu Words-zip	Read and Match	Roll a Cloud Number Recognition/ Addition (sheet)	The Weather song	Science: Cloud in a jar experiment	Zig Zag painting	Franklin and the Thunderstorm
THURS	Aa – Alphabet Decorate with alphabet stickers OR white letters with colorful markers	A says /a/ as in achoo Vowel A Fill in the missing alphabet (ABC song)	Sight Words	Addition to Ten (on screen)	Act out the Alphabet song	Science: Floating letters experiment	Toilet paper roll tree with letters	Chicka Chicka Boom Boom
FRI	Bb – Bike Decorate like a bike (turn sideways)	B says /b/ as in bubbles Blend: ba, be, bi, bo, bu Words: bat, bed, bin, bop, bug	Read and Match	Order by size (smallest to largest)	I Have a Little Bicycle song	Science: Design a helmet	Bike paper craft	Froggy Rides a Bike

Supply List:

(You do not need to buy these things. This list is for your convenience in case you want to do any of the activities I demonstrate at home. I try to use common household items, so you won't have to buy many things. You may want to stock up on common art supplies such as glue, construction paper, and washable paint.)

Monday – Treasure Map

white paper, coffee or tea bag, markers



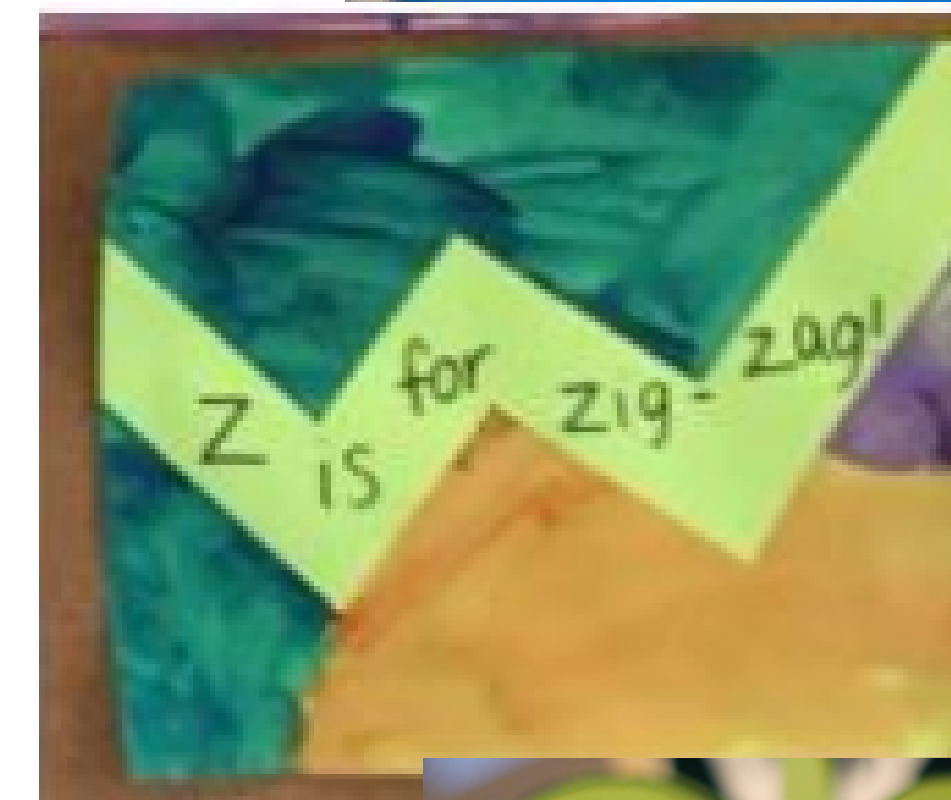
Tuesday – Yoyo Craft

Paper for background & hand, string, cupcake liner (or cut circle from paper)




Wednesday – Zig Zag Painting

Paper, tape (stick it on and off a hand towel to pick up some lint so it's not too sticky because you want it to peel off the paper), paints



Thursday – Alphabet Tree


toilet paper roll, green paper leaves, glue, marker to draw letters on the tree trunk



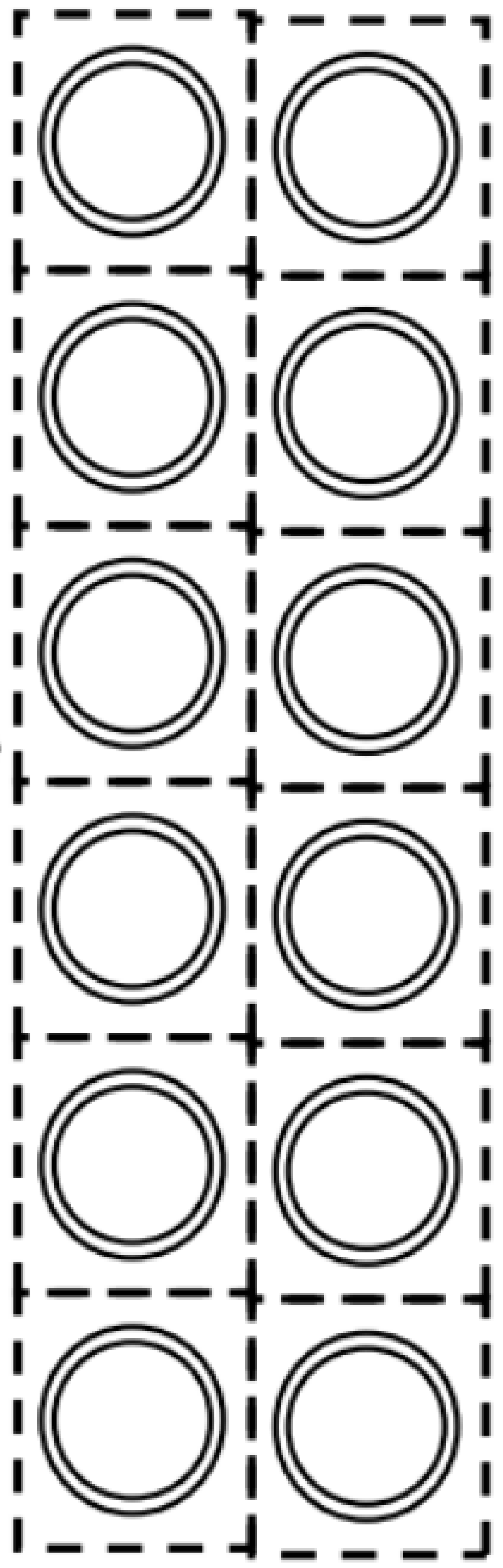
Friday – Bicycle craft

bike printable, paper, glue or tape

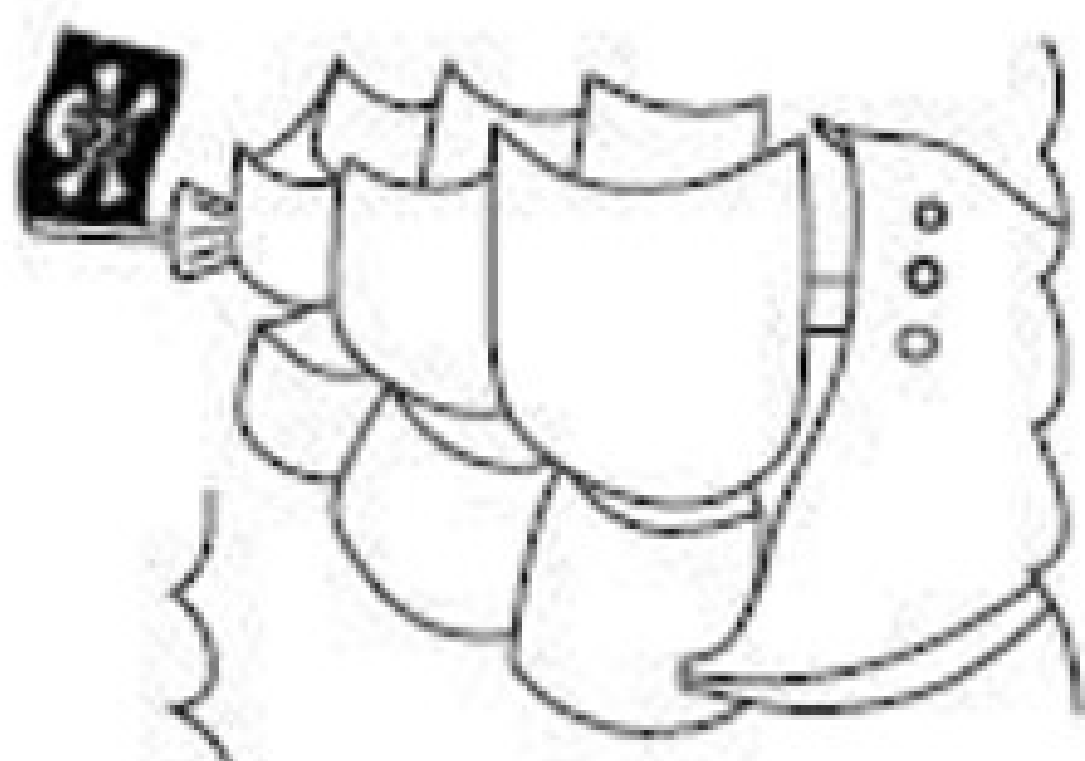
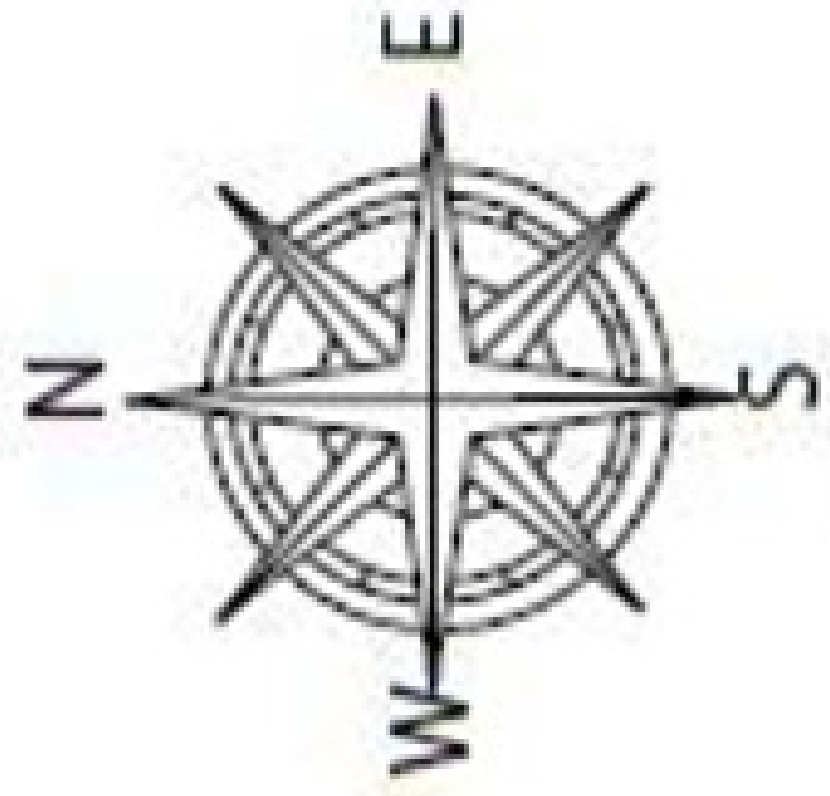
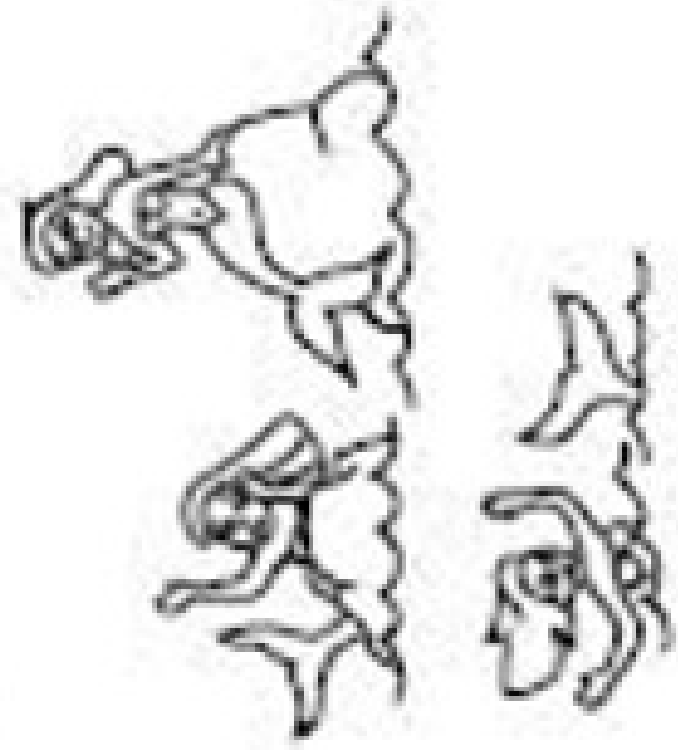




www.hsm4kids.com



Treasure Map



Size Sequencing Cards



Cut out and
sort according
to size.























© Fun With Mama

© Fun With Mama

Roll a cloud +5


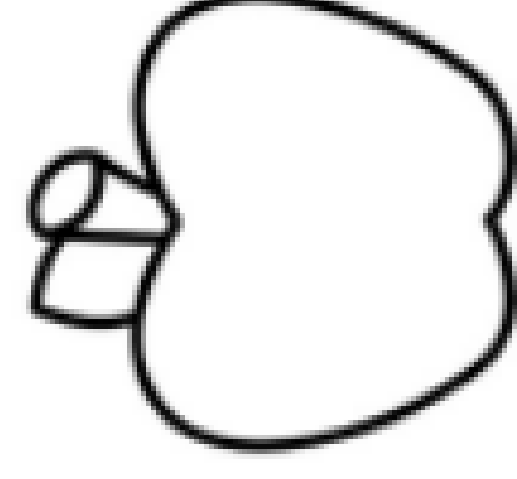
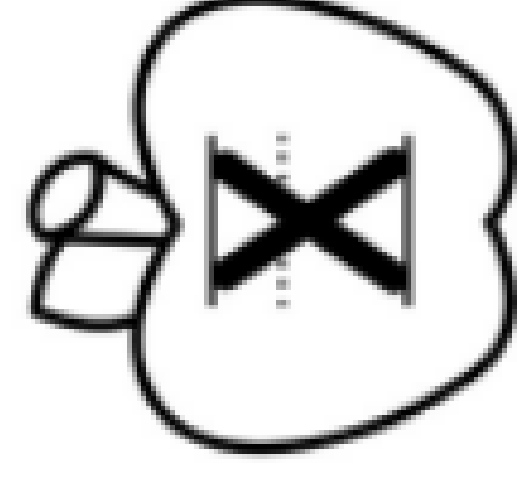
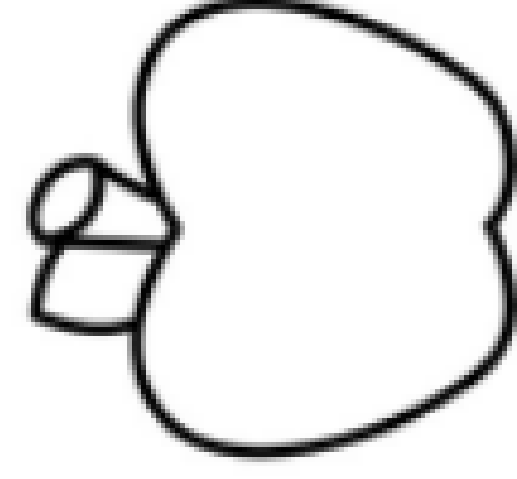


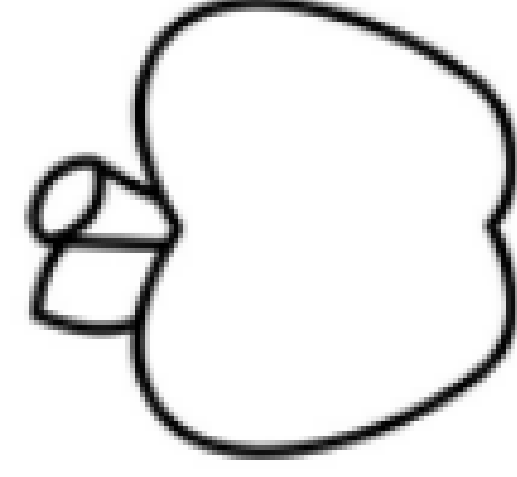



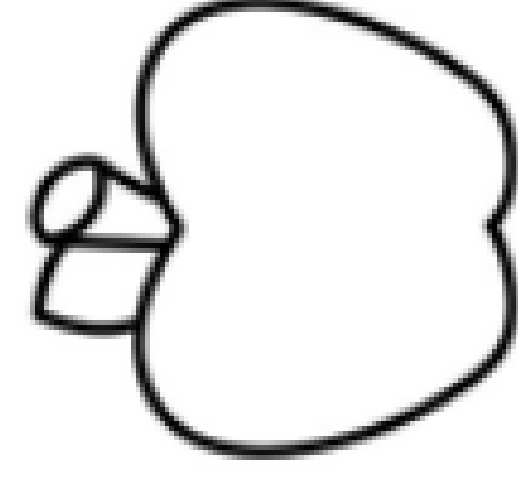


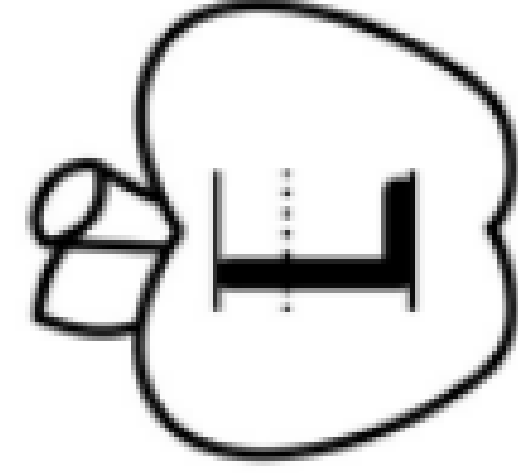

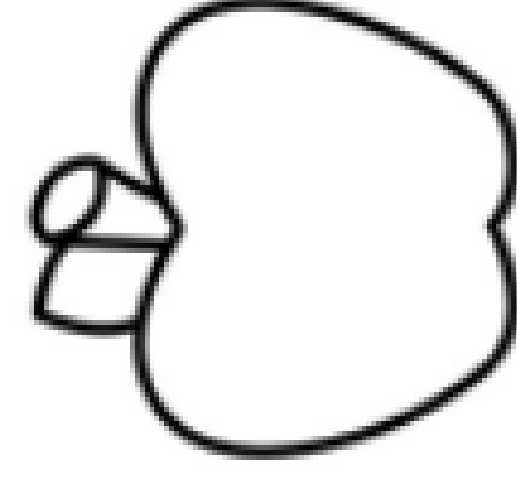
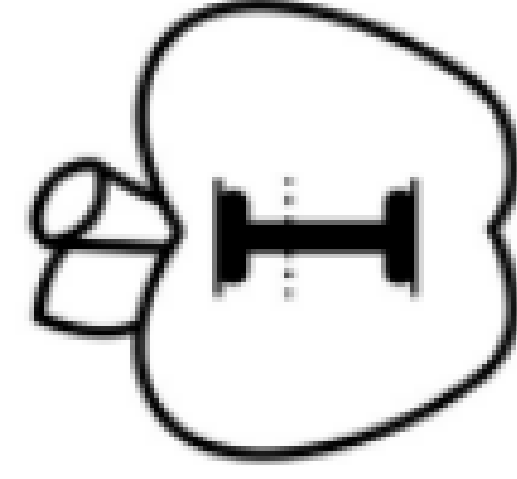


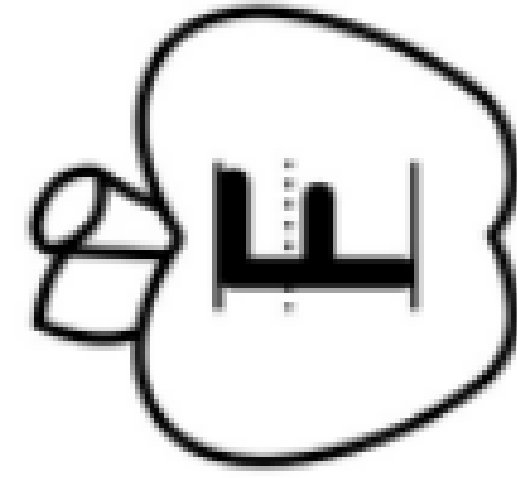




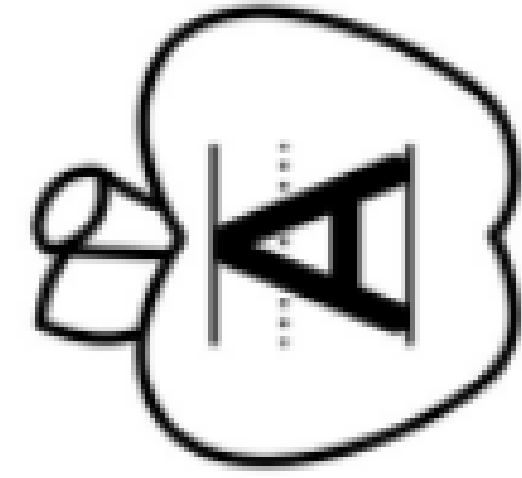
Name: _____ Roll one time and add 5 to your number. Color in one

cloud with the matching number..

 11	 10	 6	 8
 8	 7	 11	 7
 9	 9	 9	 8
 10	 8	 7	 10
 7	 6	 11	 6

Name: _____

Fill in the Missing Letters!




Name: _____

SMALLEST TO LARGEST: BICYCLES

Cut and glue the bicycles in order from smallest to largest.

--	--	--	--	--





www.krokotak.com



Read and Match

tax




rex



six



box




tux



Read and Match

ya k




ye s



yi p



yo n



yu ck



Read and Match

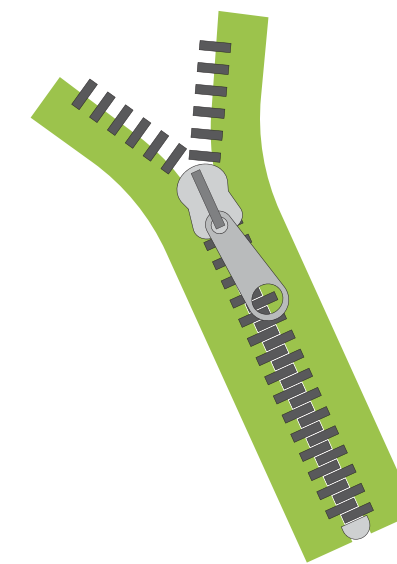
z a p



Z e b



z i p



z o o




z u



bat, bed, bin, bop, bug

Read and Match

ba t



be d




bi n



bo t



bu g



Pre-Primer Sight Words Checklist

- | | |
|---------------------------------|---------------------------------|
| <input type="checkbox"/> a | <input type="checkbox"/> look |
| <input type="checkbox"/> and | <input type="checkbox"/> make |
| <input type="checkbox"/> away | <input type="checkbox"/> me |
| <input type="checkbox"/> big | <input type="checkbox"/> my |
| <input type="checkbox"/> blue | <input type="checkbox"/> not |
| <input type="checkbox"/> can | <input type="checkbox"/> one |
| <input type="checkbox"/> come | <input type="checkbox"/> play |
| <input type="checkbox"/> down | <input type="checkbox"/> red |
| <input type="checkbox"/> find | <input type="checkbox"/> run |
| <input type="checkbox"/> for | <input type="checkbox"/> said |
| <input type="checkbox"/> funny | <input type="checkbox"/> see |
| <input type="checkbox"/> go | <input type="checkbox"/> the |
| <input type="checkbox"/> help | <input type="checkbox"/> three |
| <input type="checkbox"/> here | <input type="checkbox"/> to |
| <input type="checkbox"/> I | <input type="checkbox"/> two |
| <input type="checkbox"/> in | <input type="checkbox"/> up |
| <input type="checkbox"/> is | <input type="checkbox"/> we |
| <input type="checkbox"/> it | <input type="checkbox"/> where |
| <input type="checkbox"/> jump | <input type="checkbox"/> yellow |
| <input type="checkbox"/> little | <input type="checkbox"/> you |