

Weekly Lesson Plan Week 23, Y-C

	Theme & Letter	Phonics	Reading	Math	Music	Science /Social Studies	ART	Story time
MON	Yy - Yak Decorate with yucky stuff (candy wrappers, bits of paper, etc.)	Y says /y/ like yell Blend: ya, ye, yi, yo, yu Words-yam, yes	Come, here, you Flashcards Letter Y reader	Number Maze Counting 1-20	Animal Alphabet Move and Groove song	Science: molding bread (yuck)	Toilet Roll Yak craft	The Yak Who Yelled Yuck by Carol Pugliano-Martin
TUES	Zz - Zoomer Decorate brown with black spots (like dog in story)	Z says /z/ as in bees buzzing Blend: za, ze, zi, zo, zu words: zig, zag	Come, here, you Flashcard review Letter Z reader	Bubble Bump number recognition 1-11 (mixed order)	Zoom Zoom Zoom song	Bubble science experiment	Stand up paper dog	Zoomer by Ned Young
WED	Aa - Art Decorate with different colors	A says /a/ as in "ah"	Middle sounds: CVC words with a in the middle	Dot to Dot 1 - 20	Painting song	Color mixing activity	Paint pallet craft	Mouse Paint by Ellen Walsh
THURS	Bb - Polar Bear Decorate with cotton "fur"	B says /b/ as in bubbles Blend: ba, be, bi, bo, bu Words-bag, bet, bib, bop, bud	Read: bag, bet, bib, bop, bud	Polar Bear Addition sheet	Paw Paw Polar Bear action song	All about polar bears	Polar bear blot painting	Polar Bear, Polar Bear, What do you see? by Eric Carle
FRI	Cc - Clue Decorate with question marks	C says /c/ as in clue Blend: ca, ce, ci, co, cu	Read: cat, cob, cup	How many cookies - count to 20 on screen game	Who Took the Cookies from the Cookie Jar song	3 Types of fingerprints activity	Cookie Detective craft	Who Stole the Cookies by Judith Moffatt

Supply List:

(You do not need to buy these things. This list is for your convenience in case you want to do any of the activities I demonstrate at home. I try to use common household items, so you won't have to buy many things. You may want to stock up on common art supplies such as glue, construction paper, and washable paint.)

Monday – Yak

toilet roll tube, pink paper, white paper, google eyes, glue, yarn, black marker



Tuesday – Zoomer Dog

Thin cardboard (like cereal box), scissors, marker




Wednesday – Paint Pallet

White cardstock, different color paints or markers, scissors



Thursday – Polar Bear Blot Painting

Blue paper, white paint, cotton ball (or Kleenex rolled into a ball), black marker



Friday – Cookie

paper plate or white circle, brown crayon, black construction paper or marker, glue, scissors

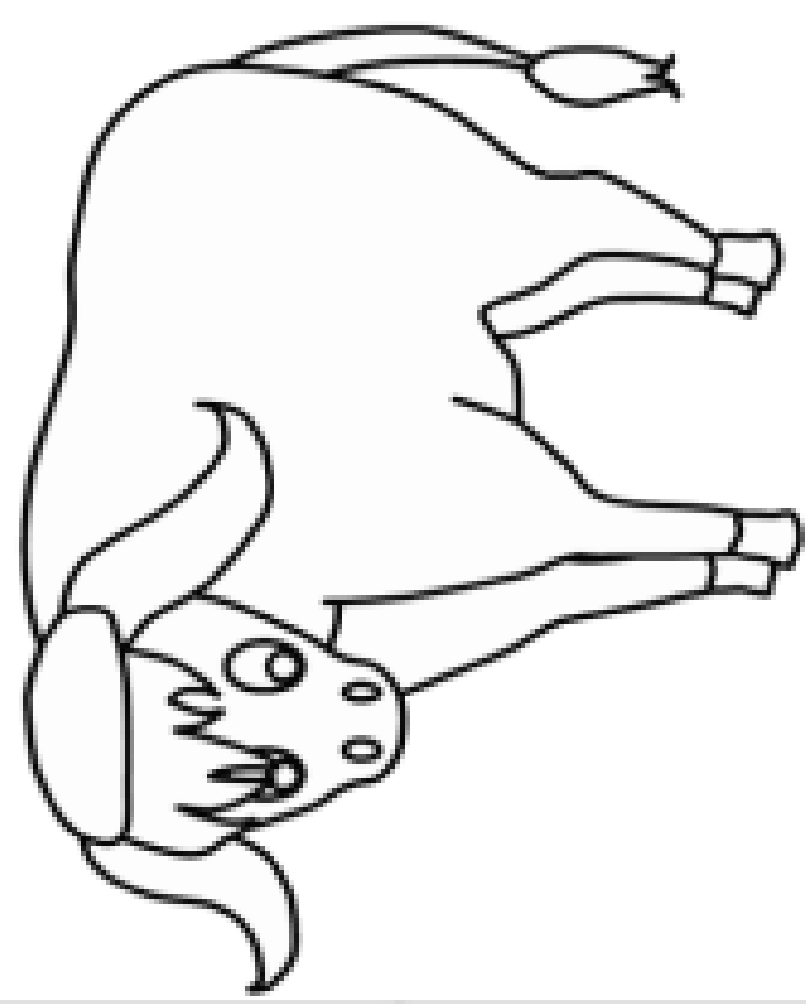




Name: _____

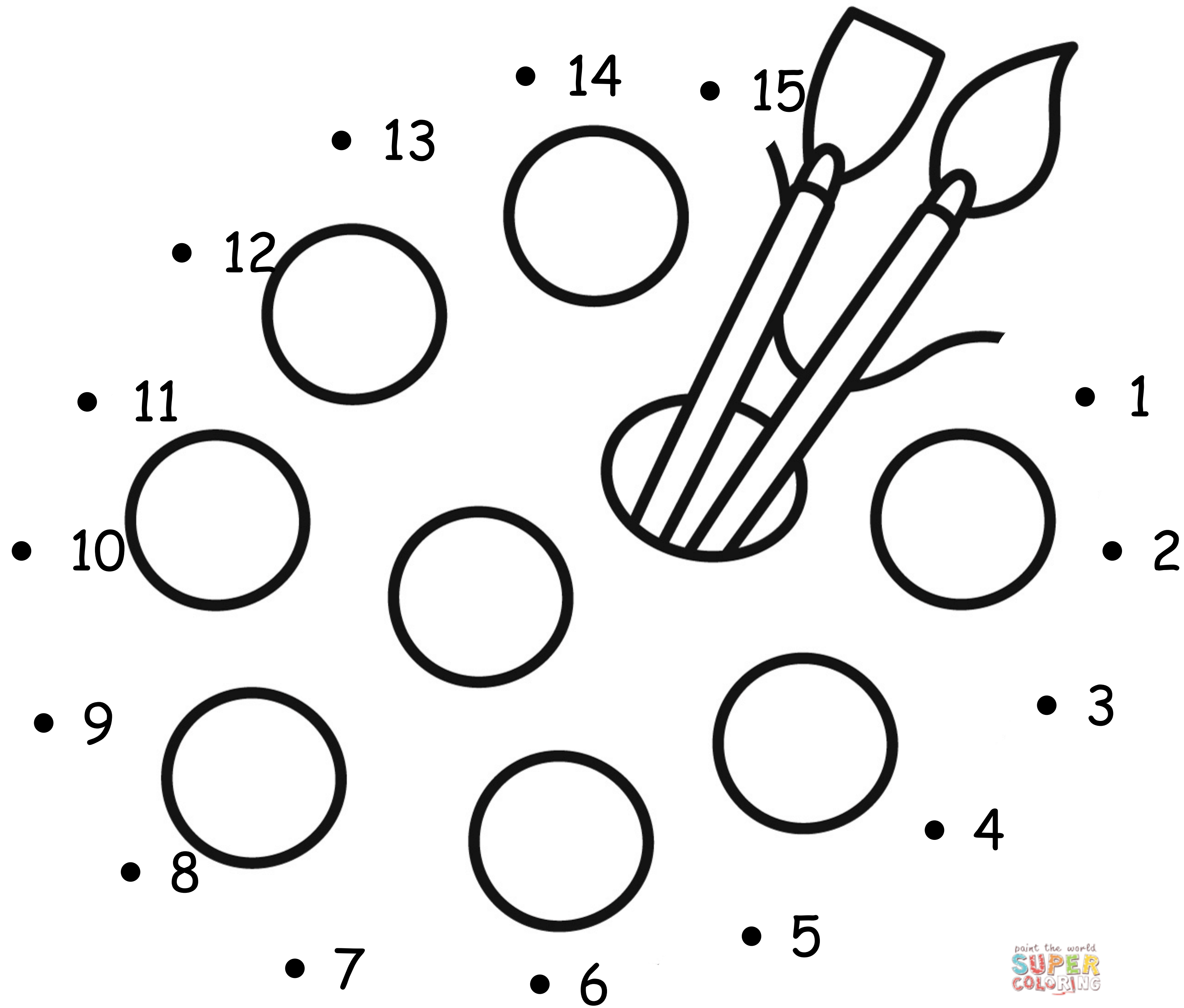
1-20

Number Sequence Maze

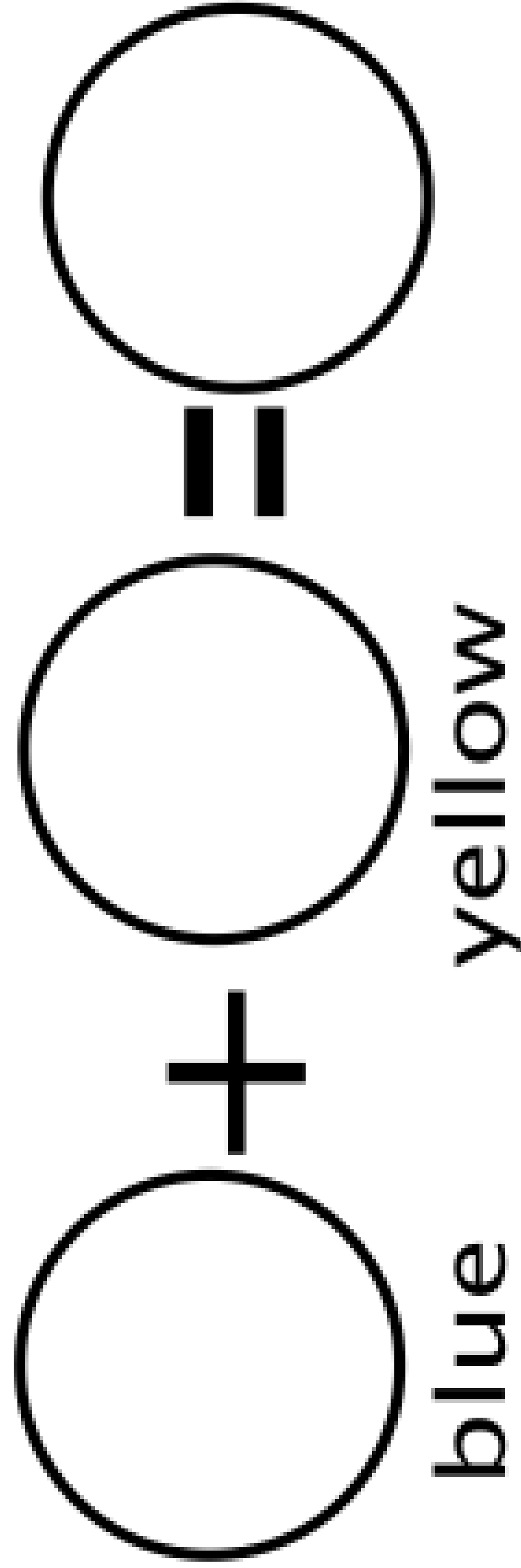
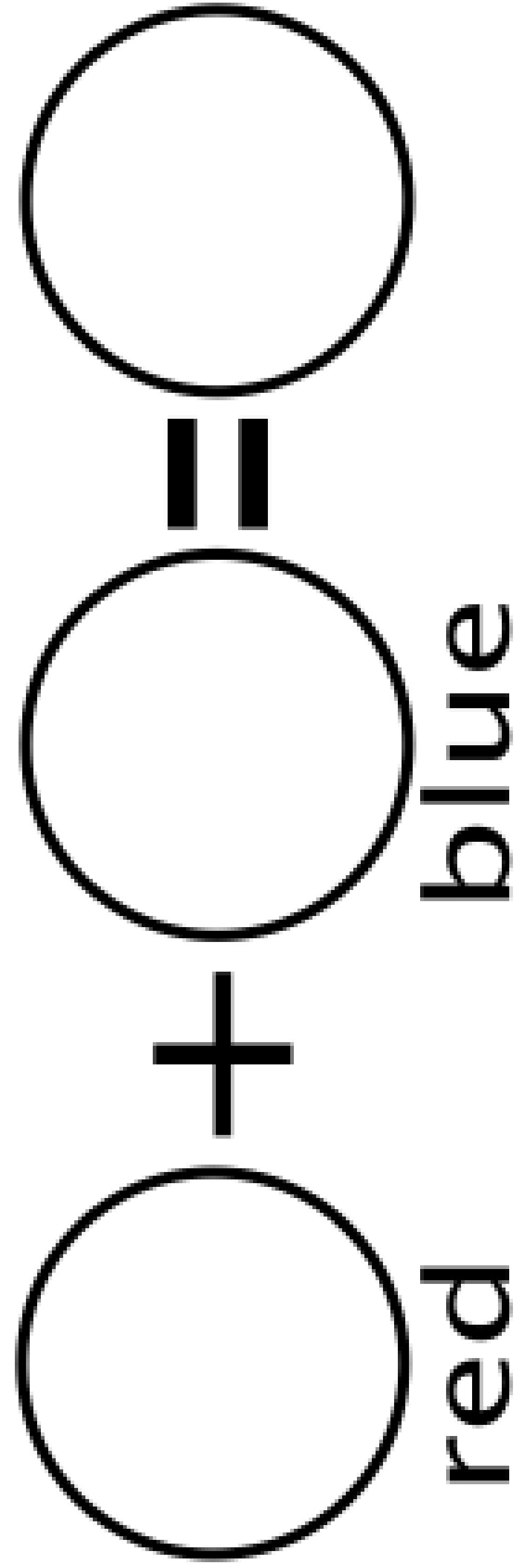
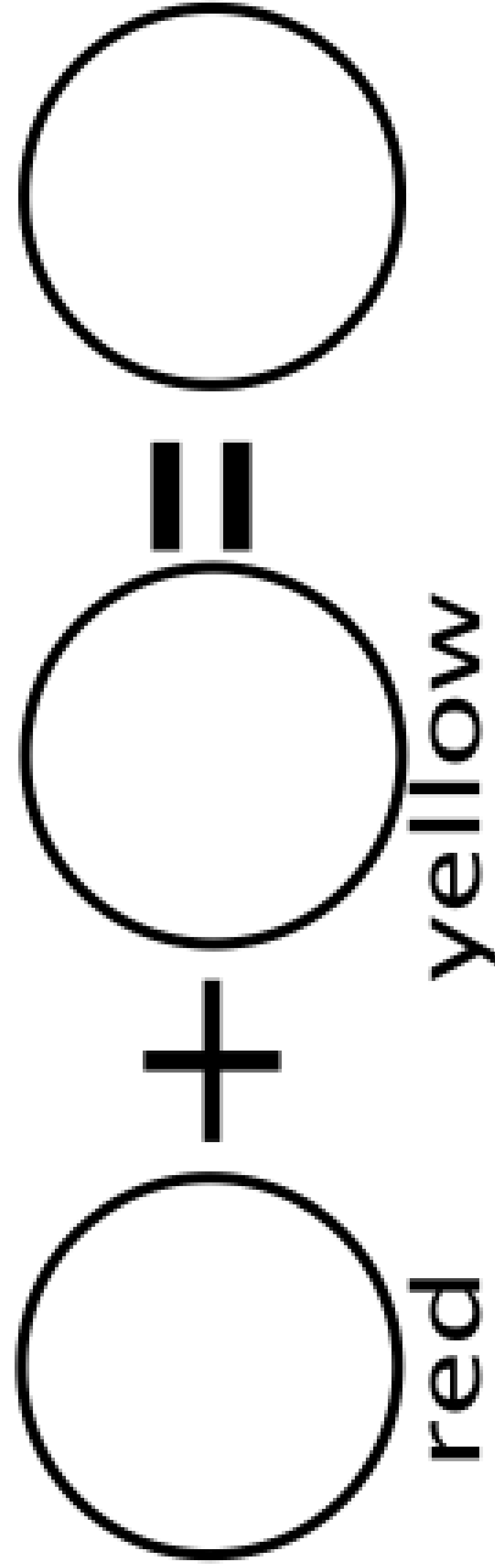
Follow the correct number sequence to help the monkey find a tree.



16	15	14	13	
17	7	11	12	
18	19	10	9	1
2	20	4	9	2
				3
				6
				4
				5



Color Mixing!



BUBBLE BUMP



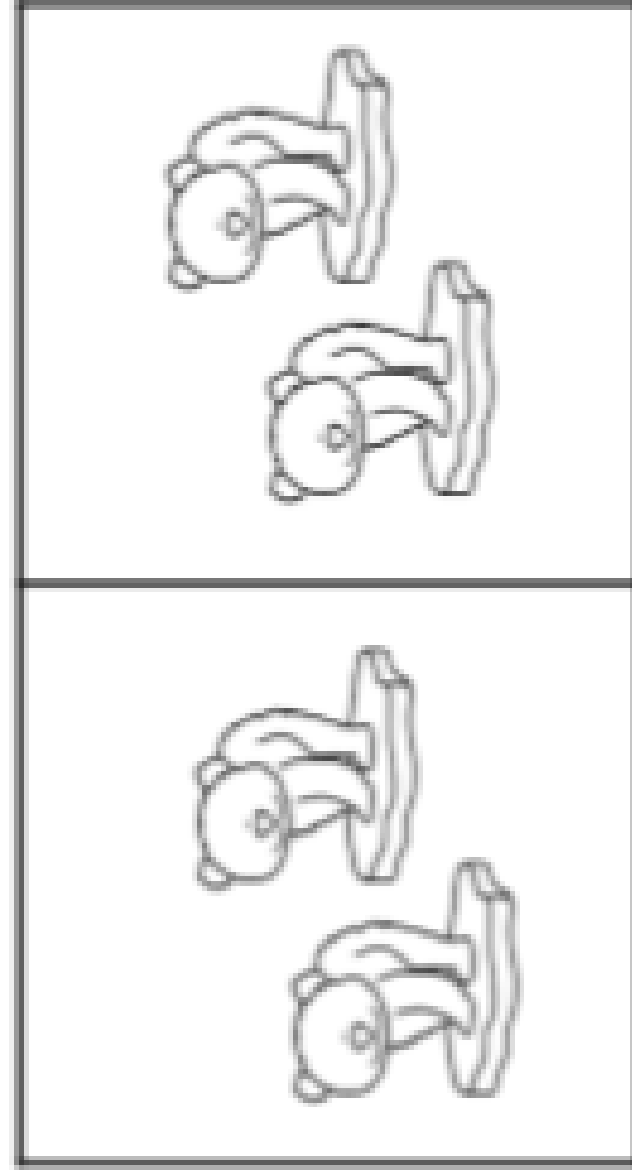
2	8	4	12
5	11	9	
6	3	7	10

Polar Bears

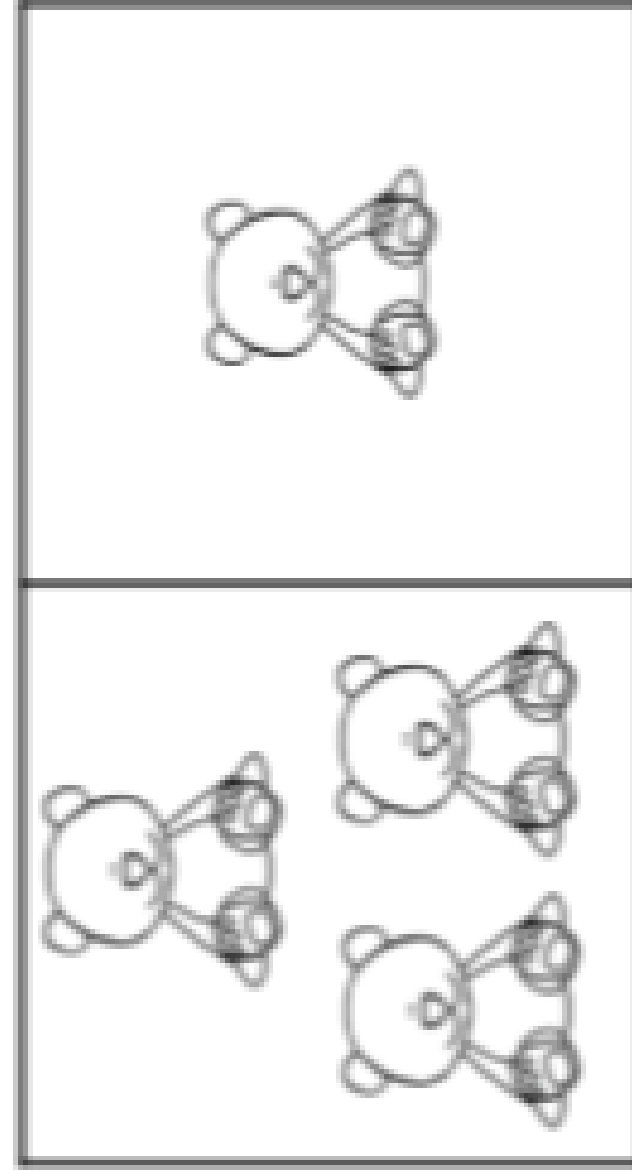
Name _____

Addition

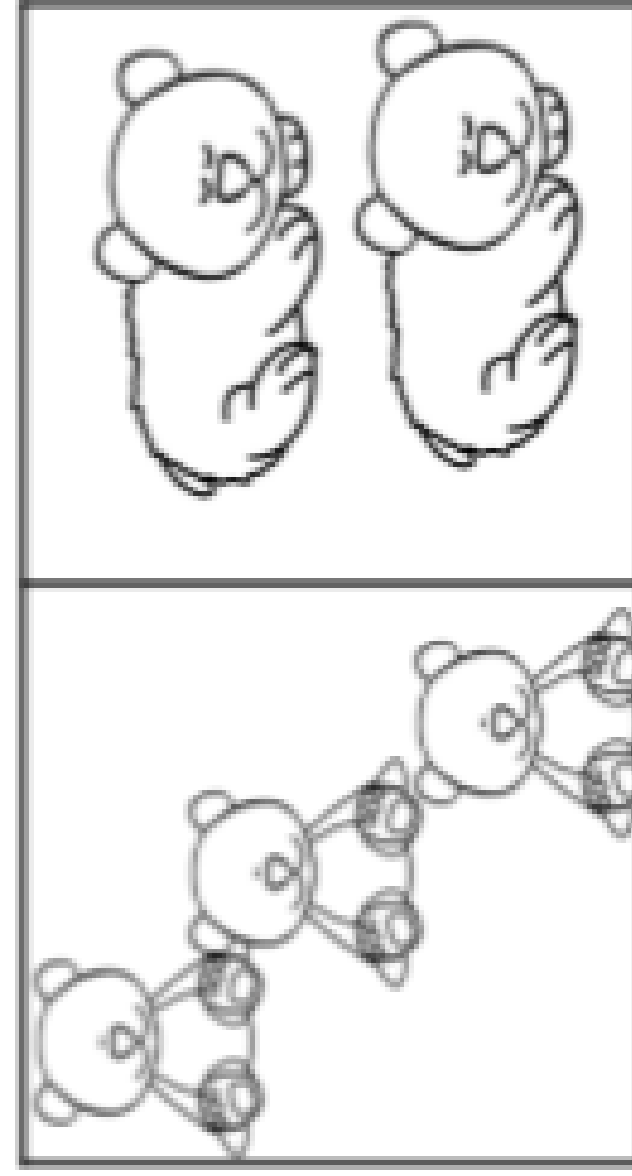
Use the pictures to add. Write the numbers.



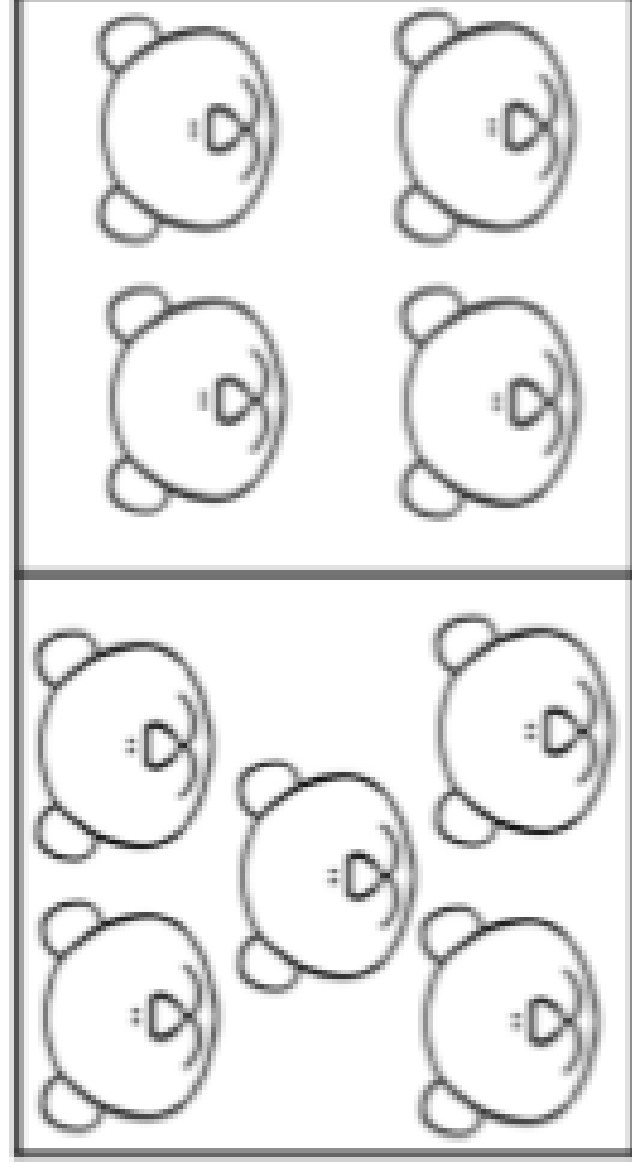
$$+ \quad = \quad$$




$$+ \quad = \quad$$




$$+ \quad = \quad$$



$$+ \quad = \quad$$



$$+ \quad = \quad$$



$$+ \quad = \quad$$

Decorate letter C with these question marks or draw your own.



MY
YY
BOOK



Come here you _____
• • •



Come here you _____
• • •



Come here you _____
• • •

MY
Zz
BOOK



Come here you _____



Come here you _____



Come here you _____