

## Weekly Lesson Plan Week 22, T-X

	Theme & Letter	Language & Literacy	Pre-K Sight Words	Math	Music & Movement	SCIENCE/ SOCIAL STUDIES	ART	STORY Time
<b>MON</b>	Tt – Tea party and Manners  Decorate with tissue paper	T says /t/ like a ticking clock (Time for tea) Blend: ta, te, ti, to, tu Words – tip, top	We, find, one  Flashcards  Letter T reader	Telling Time to the Hour	I’m a Little Teapot action song	Science: Flying Tea Bag experiment	3D Tea Cup craft	The Berenstain Bears Forget their Manners by Stan and Jan Berenstain
<b>TUE</b>	Uu – Utensils  Decorate with fork painting	U says /u/ as in tummy ache  Vowel U (Vowel People stick puppet)	We, find, one  Flashcard review  Letter U reader	Utensils number order puzzle (sheet)	Music with kitchen utensils	Social Studies: History of Utensils	U Toss (Like horse shoes game)	Bee-bim Bop by Linda Sue Park
<b>WED</b>	Vv–Vacation (Penguin on Vacation)  Decorate	V says /v/ as in violin  Blend: va, ve, vi, vo, vu Words – van, vet	We, find, one  Flashcard review  Letter V reader	Penguin Greater Than and Less Than (on screen)  Penguin Shapes Review	Penguin dance action song	Science: Learn about penguins	Penguin paper art project	Penguin on Vacation by Salina Yoon
<b>TH</b>	Ww– Walrus  Decorate with brown paper (the W is the teeth)	W says /w/ as in wake up Blend: wa, we, wi, wo, wu	We, find, one  Flashcard review  Letter W reader	Walrus Counting-I Spy How Many (on screen)	This Little Walrus finger play	Science: Learn about the walrus	Paper plate walrus	There’s a Walrus in my Bed by Ciara Flood
<b>FRI</b>	Xx – Xylophone (Music)  Decorate with music notes	X says /ks/ as in Water squirter Usually at the end of a word as in: ax, ex, ix, ox, ux (ax, Rex, fix, ox, tux)	We, find, one  Flashcard review  Letter X reader	Music Note patterns (sheet)	Play along with upbeat music using the instruments we brought to class (or clap/drum along on the table)	Science: Water xylophone experiment	Popsicle stick xylophone craft	Xavier Ox's Xylophone Experiment Barbara deRubertis

Bring a musical instrument to class on Friday (real, toy, or homemade).

## Supply List:

(You do not need to buy these things. This list is for your convenience in case you want to do any of the activities I demonstrate at home. I try to use common household items, so you won't have to buy many things. You may want to stock up on common art supplies such as glue, construction paper, and washable paint.)

### Monday

Colored paper, scissors, glue/tape



### Tuesday

### Wednesday

Blue paper, black paper, white paper, scissors, glue



### Thursday

Paper plate, brown paint, light brown paper, 2 craft sticks, glue, wiggly eyes (optional)



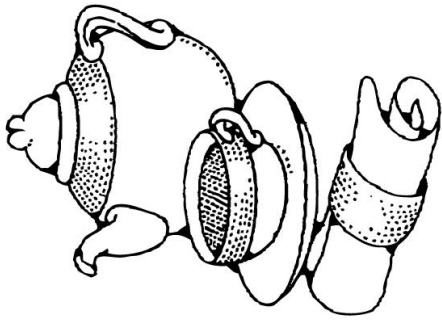
### Friday

Craft sticks, markers, glue



NAME: \_\_\_\_\_

# Tea Time



DRAW THE SHORT HAND ON THE CLOCKS TO SHOW THE CORRECT HOUR LISTED.

2:00

5:00

6:00

3:00

1:00


7:00




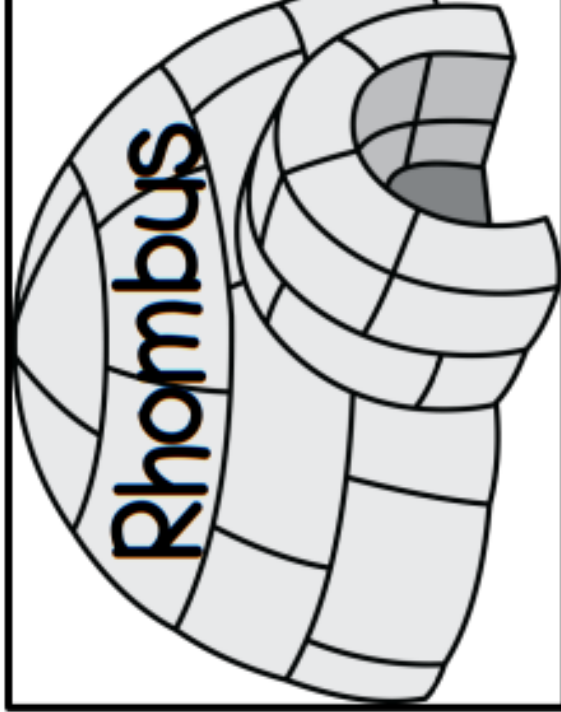
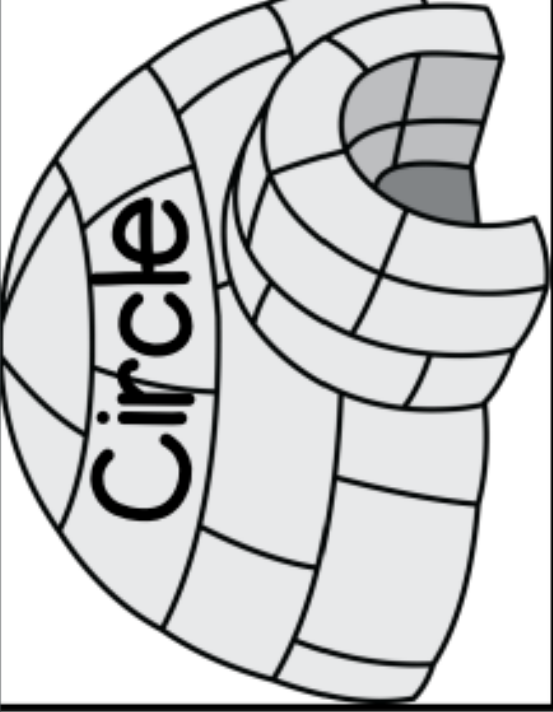
9:00




4:00




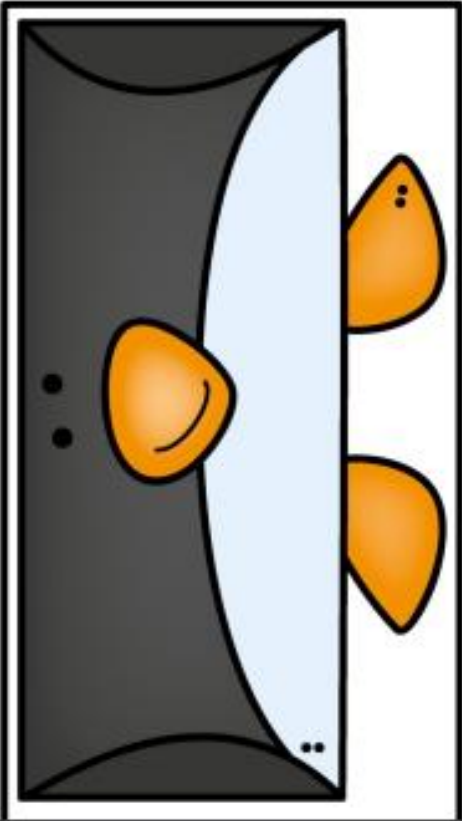
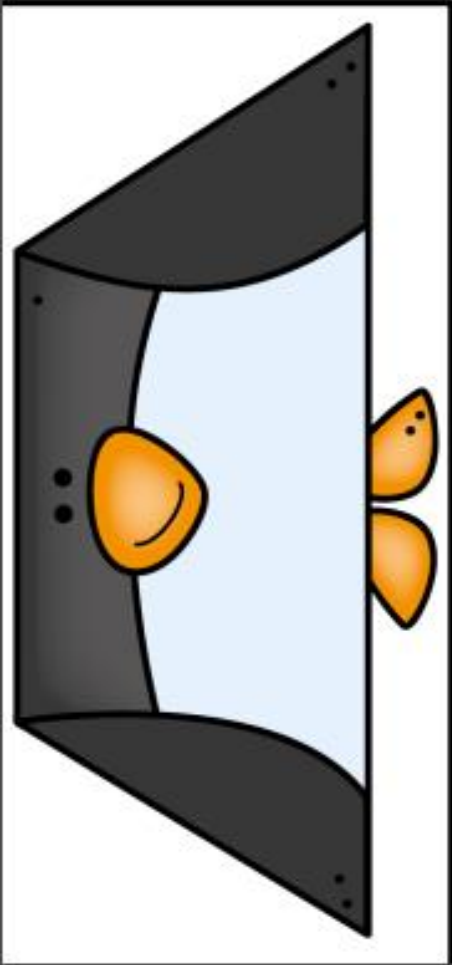

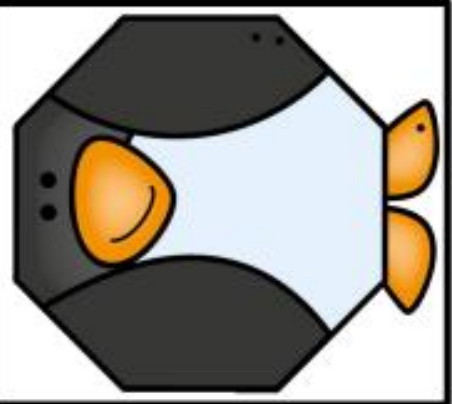

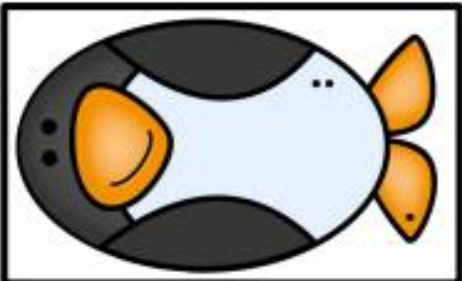

11:00

Counting Puzzle. Print, cut out on solid black lines, laminate for durability and put the puzzle together in the correct number order.

										
1	2	3	4	5	6	7	8	9	10	11































# Let's Make Music!

Which music note comes next? Help finish the pattern by cutting out the missing notes and gluing them on the correct row.



			
--	---	---	---




# MY Tt BOOK



We find one \_\_\_\_\_  
● ● ●




We find one \_\_\_\_\_  
● ● ●



We find one \_\_\_\_\_  
● ● ●

MY  
Uu  
BOOK



We find one \_\_\_\_\_  
● ● ●



We find one \_\_\_\_\_  
● ● ●




We find one \_\_\_\_\_  
● ● ●


MY  
Vv  
BOOK



We find one \_\_\_\_\_  
● ● ●

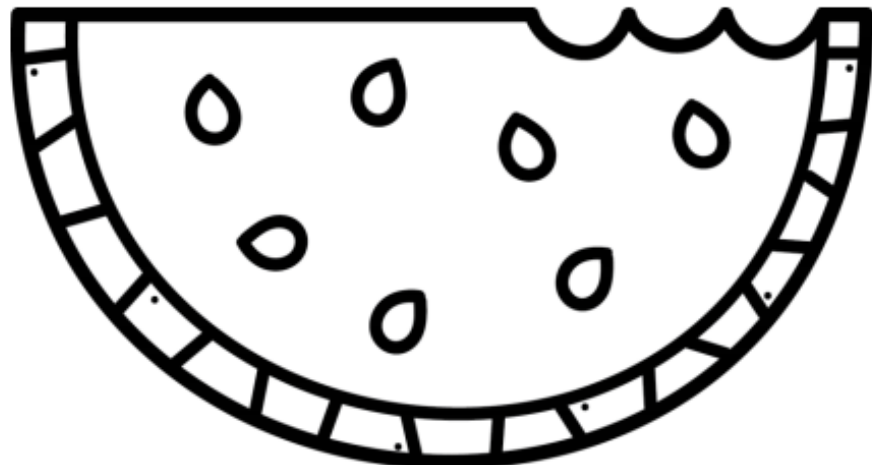


We find one \_\_\_\_\_  
● ● ●




We find one \_\_\_\_\_  
● ● ●


MY  
Ww  
BOOK



We find one \_\_\_\_\_  
● ● ●

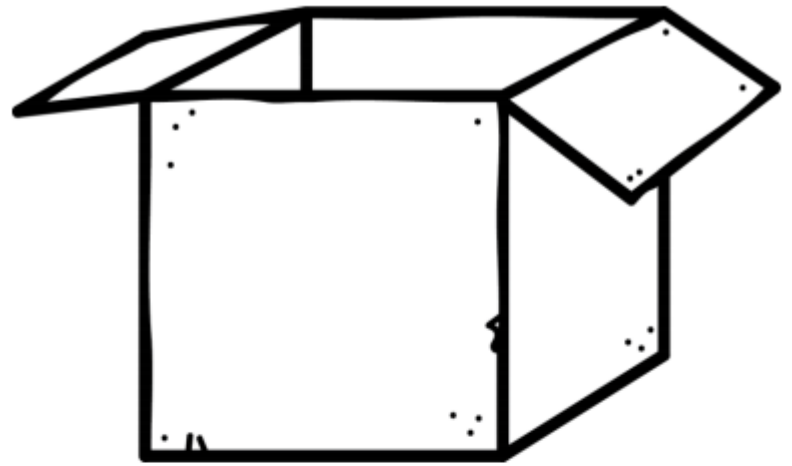


We find one \_\_\_\_\_  
● ● ●

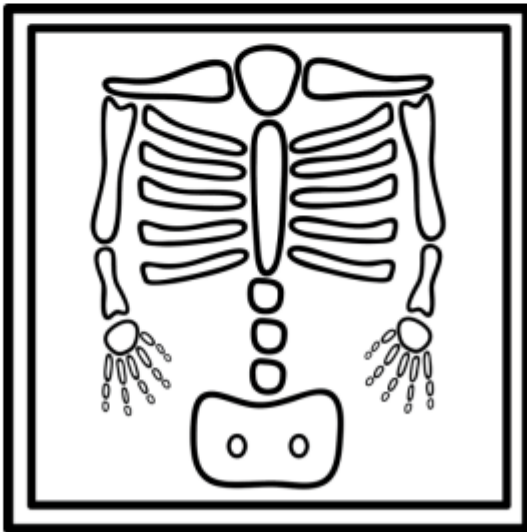


We find one \_\_\_\_\_  
● ● ●


MY  
Xx  
BOOK



We find one \_\_\_\_  
● ● ●



We find one \_\_\_\_  
● ● ●



We find one \_\_\_\_  
● ● ●