

Weekly Lesson Plan Week 25, I-M

	Theme & Letter	Phonics	Reading	Math	Music	Science /Social Studies	ART	Story time
MON	li – Igloo Decorate with blue squares	I says /i/ as in an icky sticky lollipop Vowel i Long/short i sounds	Sight words	Domino Math	Fun Phonics Fitness song	Science: Absorb and Dissolve - Sugar Cube Stacking activity	Milk Jug Igloo	Curious George Builds an Igloo by H.A. Rey
TUES	Jj – Jet Decorate like a jet with clouds	J says /j/ as in jump Blend: ja, je, ji, jo, ju Word – jam, jet, jig, job, jump	Read and Match	Number Line Airplane Subtraction	Airplane song	Paper Airplane Science	Jet paper craft	Jay Jay the Jet Plane
WED	Kk – Kangaroo Decorate like a kangaroo (brown crayon, kangaroo head)	K says /k/ as in kick Blend: ka, ke, ki, ko, ku Words – Ken, kit	Sight words	Number line kangaroo	Jump Like a Kangaroo action song	Science: All About Kangaroo Social Studies: Continents Kangaroo live n Australia	Kangaroo paper cup/tin can pencil holder	Pouch by David Stein
THURS	Ll – Llama Decorate like a llama (the vertical part is the neck, the horizontal part is the body)	L says /l/ as in singing Blend: la, le, li, lo, lu Words – lad, let, lip	Read and Match	Ordinal numbers (first, second, third, fourth, fifth)	Llama Song	Glass of water science experiment	Decorate your own pajamas	Llama Llama Red Pajama by Anna Dewdney
FRI	Mm – Magic Decorate with black magician’s hat	M says /m/ as in something yummy Blend: ma, me, mi, mo, mu Words – man, met, mop, mud	Read and Match	How Many Rings Numbers to 20 (on screen)	Magic Carpet Ride action song	Science: Magic Letters experiment	Magic Wand craft	Pete the Cat and His Magic Sunglasses

Supply List:

(You do not need to buy these things. This list is for your convenience in case you want to do any of the activities I demonstrate at home. I try to use common household items, so you won't have to buy many things. You may want to stock up on common art supplies such as glue, construction paper, and washable paint.)

Monday – Igloo

Milk jug (a grownup will need to cut in advance), Cotton balls, glue

Tuesday – Paper Jet

Construction paper, scissors, glue

Wednesday – Kangaroo Cup craft


Kangaroo sheet, paper cup or tin can, glue, scissors, popsicle stick for body (optional)

Thursday – Design your own pajamas

Pajama sheet, markers/crayons/colored pencils for decorating pajamas

Friday – Magic Wand



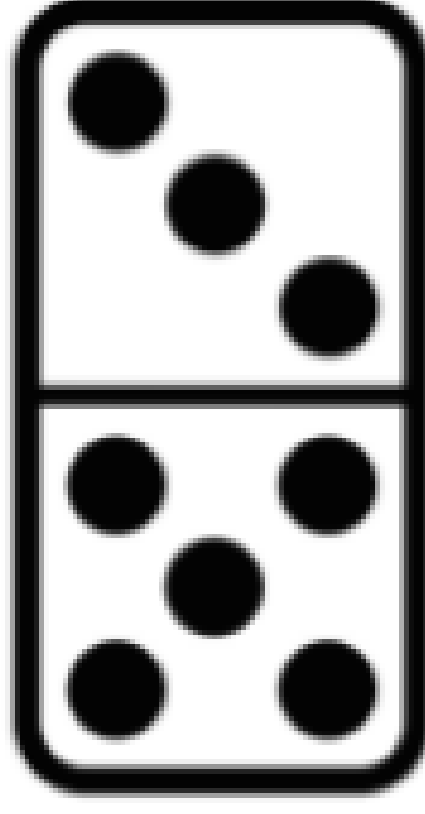
Popsicle stick (or other stick like a pencil or straw), star cut out, stickers or other items so decorate the wand (optional)



DOMINO MATH

Name: _____

1. Pick a domino.
2. Draw it below.
3. Count the dots.
4. Draw a picture to match.



Write about your picture.

Name: _____

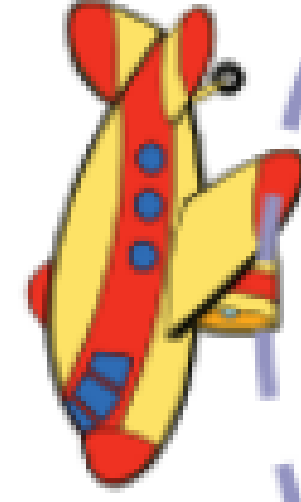
Number Line Airplane

Complete the number sentence for each airplane's trip.



Example:


$$0 \ 1 \ 2 \ 3 \ 4 \ 5 \ 6 \ 7 \ 8 \ 9 \quad 7 - \underline{\quad} = 5$$



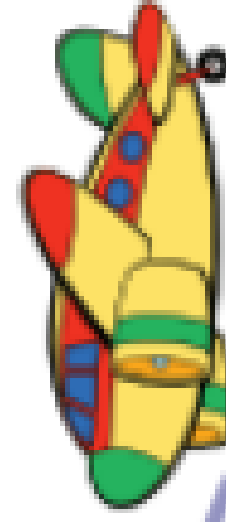
$$0 \ 1 \ 2 \ 3 \ 4 \ 5 \ 6 \ 7 \ 8 \ 9 \quad 9 - \underline{\quad} = 4$$




$$0 \ 1 \ 2 \ 3 \ 4 \ 5 \ 6 \ 7 \ 8 \ 9 \quad 7 - \underline{\quad} = 6$$



$$0 \ 1 \ 2 \ 3 \ 4 \ 5 \ 6 \ 7 \ 8 \ 9 \ 10 \ 11 \quad 11 - \underline{\quad} = 8$$




$$0 \ 1 \ 2 \ 3 \ 4 \ 5 \ 6 \ 7 \ 8 \ 9 \quad 6 - \underline{\quad} = 1$$



Name: _____

Number Line Kangaroo

The kangaroo is jumping! Add her jumps together and see where she will land. Fill in the blank with the correct answer and circle it on the number line.



$0 + 1 = \underline{\hspace{2cm}}$

$2 + 7 = \underline{\hspace{2cm}}$

$1 + 2 = \underline{\hspace{2cm}}$

$5 + 3 = \underline{\hspace{2cm}}$

$3 + 4 = \underline{\hspace{2cm}}$

$6 + 4 = \underline{\hspace{2cm}}$



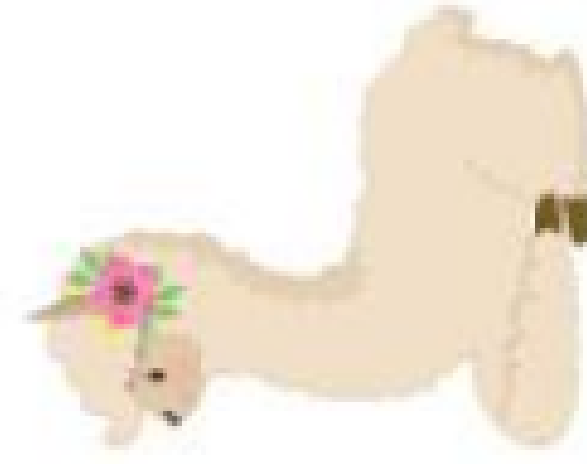
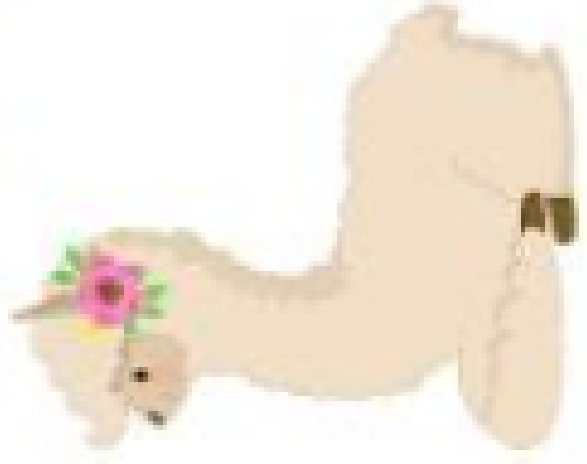
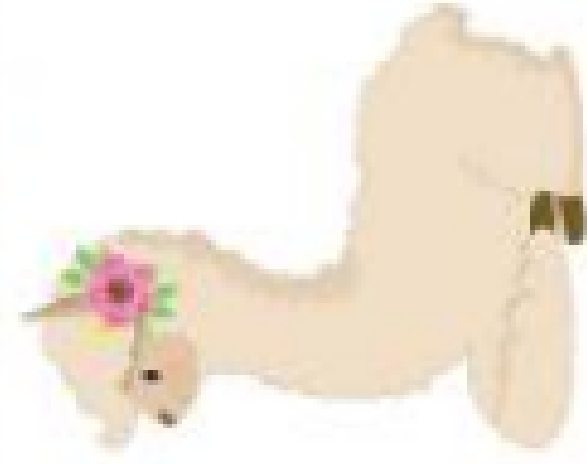
Name _____

Paste a flower under the second (2) llama and baby.



--	--	--	--

Paste a flower under the first (1) llama.




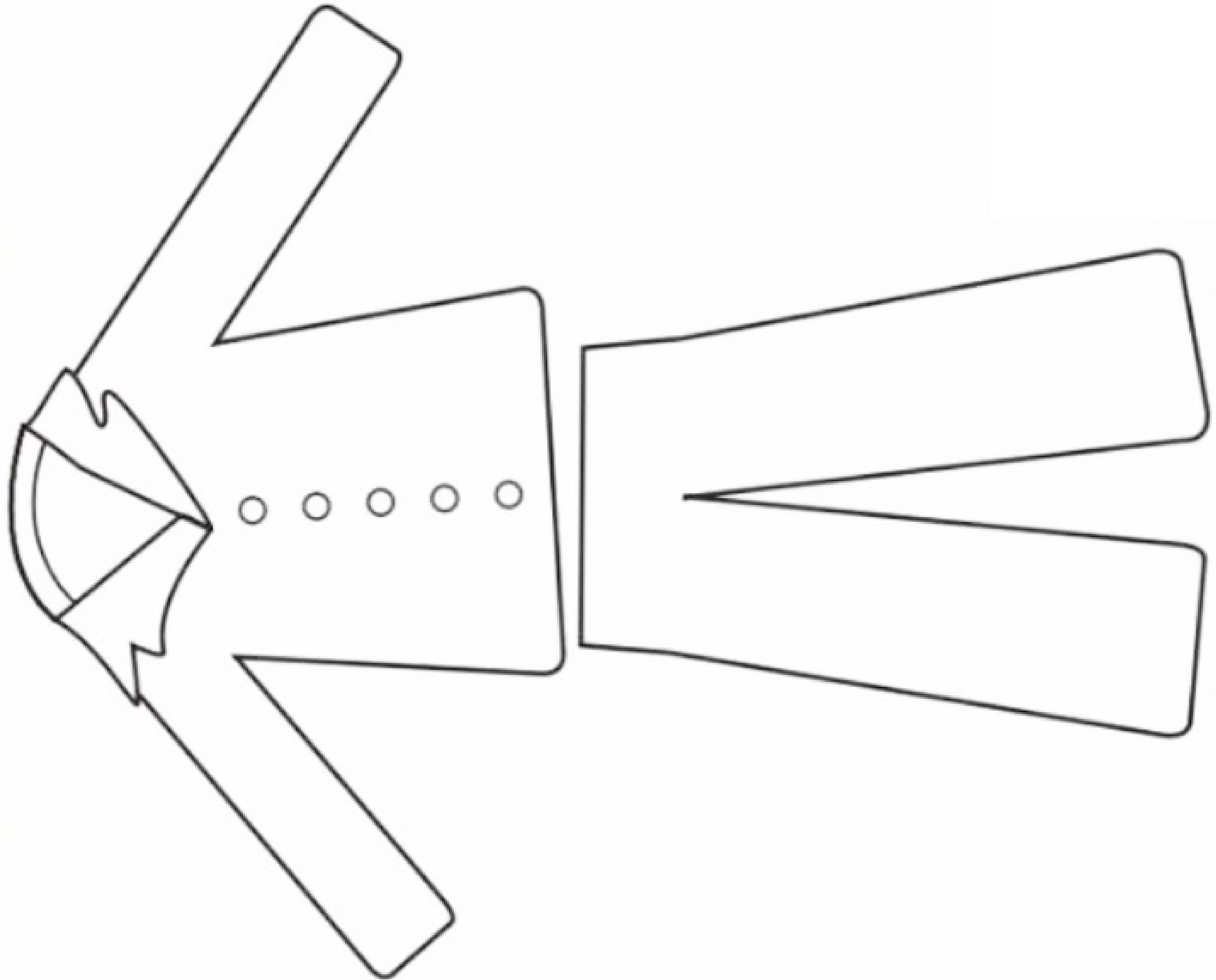
--	--	--	--

Paste a flower under the fourth (4) llama .



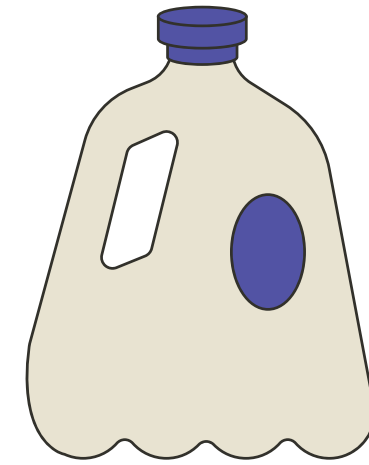
--	--	--	--





Read and Match

ja m



je t



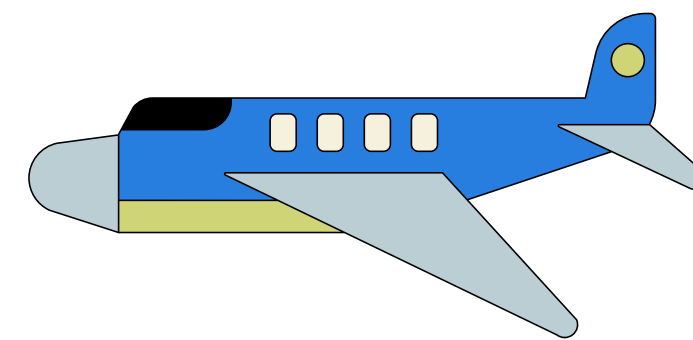
ji g



jo b




ju g



Read and Match


l**a** b



l**e** g




l**i** p



l**o** b




l**u** ck




Read and Match

ma p



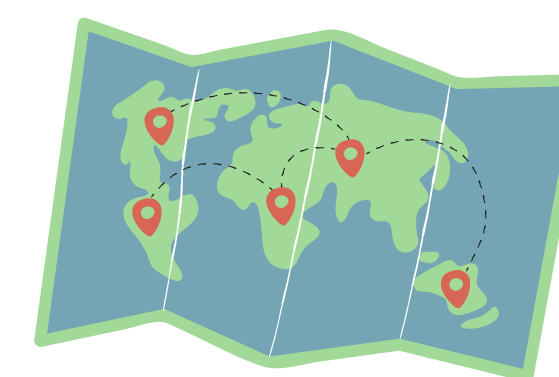
me n



mi x



mo p



mu d



Pre-Primer Sight Words Checklist

- | | |
|---------------------------------|---------------------------------|
| <input type="checkbox"/> a | <input type="checkbox"/> look |
| <input type="checkbox"/> and | <input type="checkbox"/> make |
| <input type="checkbox"/> away | <input type="checkbox"/> me |
| <input type="checkbox"/> big | <input type="checkbox"/> my |
| <input type="checkbox"/> blue | <input type="checkbox"/> not |
| <input type="checkbox"/> can | <input type="checkbox"/> one |
| <input type="checkbox"/> come | <input type="checkbox"/> play |
| <input type="checkbox"/> down | <input type="checkbox"/> red |
| <input type="checkbox"/> find | <input type="checkbox"/> run |
| <input type="checkbox"/> for | <input type="checkbox"/> said |
| <input type="checkbox"/> funny | <input type="checkbox"/> see |
| <input type="checkbox"/> go | <input type="checkbox"/> the |
| <input type="checkbox"/> help | <input type="checkbox"/> three |
| <input type="checkbox"/> here | <input type="checkbox"/> to |
| <input type="checkbox"/> I | <input type="checkbox"/> two |
| <input type="checkbox"/> in | <input type="checkbox"/> up |
| <input type="checkbox"/> is | <input type="checkbox"/> we |
| <input type="checkbox"/> it | <input type="checkbox"/> where |
| <input type="checkbox"/> jump | <input type="checkbox"/> yellow |
| <input type="checkbox"/> little | <input type="checkbox"/> you |