

Weekly Lesson Plan Week 24, D-H

	Theme & Letter	Phonics	Reading	Math	Music	Science /Social Studies	ART	Story time
MON	Dd - Donuts Decorate with brown crayon and confetti sprinkles.	D says /d/ as if knocking on the door Blend: da, de, di, do, du	Read and Match Sight words	Number Recognition Game-Roll and advance that number (game board sheet)	Donuts like Dancing song	Science: Yeast growth science experiment	Paper plate donut	If You Give a Dog a Donut
TUES	Ee - Elephant Decorate with lots of colors like Elmer in our story	E says /eh/ as in "What did you say?" vowel e sounds	Sight words	Graphing our favorite colors	Elephant Dance song	Science: Mentos and Diet Coke (spews out like an elephant's trunk)	Elephant Mosaic (tiny pieces of colorful paper)	Elmer the Patchwork Elephant
WED	Ff – Fishing Decorate with paper fins, tail, lips (sheet)	F says /f/ as in firefly Blend: fa, fe, fi, fo, fu	Read and Match Sight words	Subtraction up to 12 fishing activity (sheet)	Go Fishing song	Science: Swimming Fish experiment	Fishing pole craft	Let's Go Fishing by Erica Silverman
THURS	Gg – Gumballs Decorate with circles	G says /g/ as in gulping water Blend: ga, ge, gi, go, gu	Read and Match Sight words	Gumball machine money - penny, nickel, dime, quarter (on screen)	Gumball song	Science: gumball experiment	Gumball finger painting	On Account of the Gum
FRI	Hh – Horses Decorate with brown crayon	H says /h/ as in running fast Blend: ha, he, hi, ho, hu Words – hat, hen, him, hop, hut	Read and Match Sight words	Horse Addition/ Subtraction Math Mat	A Horse of Course action song	Science: All About Horses	Horse with clothespin legs	Clip Clop

Supply List:

(You do not need to buy these things. This list is for your convenience in case you want to do any of the activities I demonstrate at home. I try to use common household items, so you won't have to buy many things. You may want to stock up on common art supplies such as glue, construction paper, and washable paint.)


Monday – Donut

Paper plate or paper circle, brown crayon, crayon for “icing”, anything to look like “sprinkles” such as hole punched paper circles, confetti, real sprinkles, etc.



Tuesday – Elephant Mosaic

Elephant printable (OR trace it on paper from the computer screen, if you don't have a printer), colorful paper, scissors, glue



Wednesday – Fishing Pole

Pencil or stick, paper fish, string



Thursday – Gumball Machine

Gumball machine printable or draw your own, red crayon, paint or dot marker for gumballs



Friday – Horse

Horse printable or draw your own, 2 clothespins for legs





start

Five empty rounded rectangular boxes arranged horizontally at the top of the board.

If You Give a Dog a Donut

A large U-shaped path of empty rounded rectangular boxes for a board game. The path starts at the top left, goes down the left side, across the bottom, and up the right side. There are 18 boxes in total.

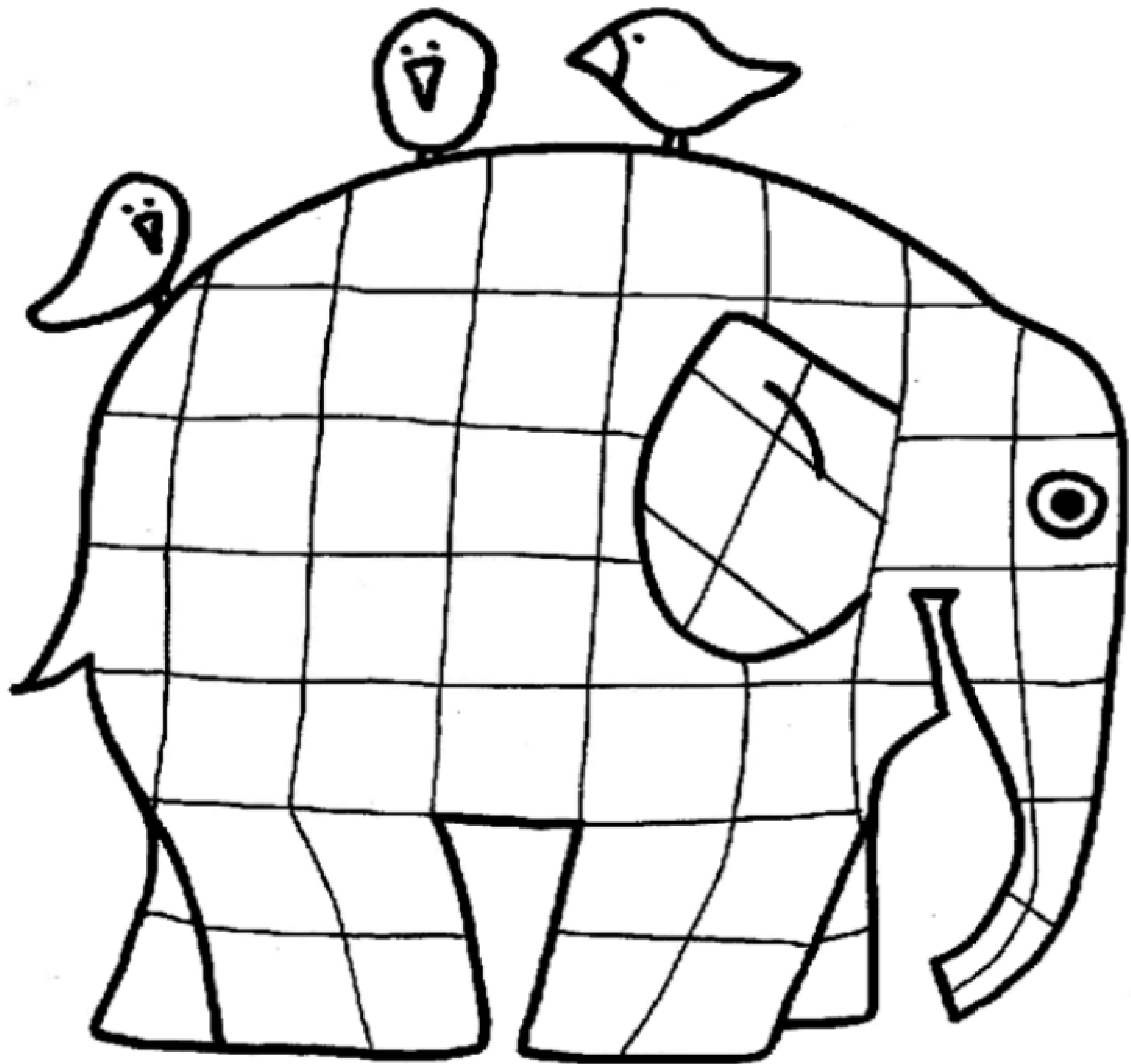


finish

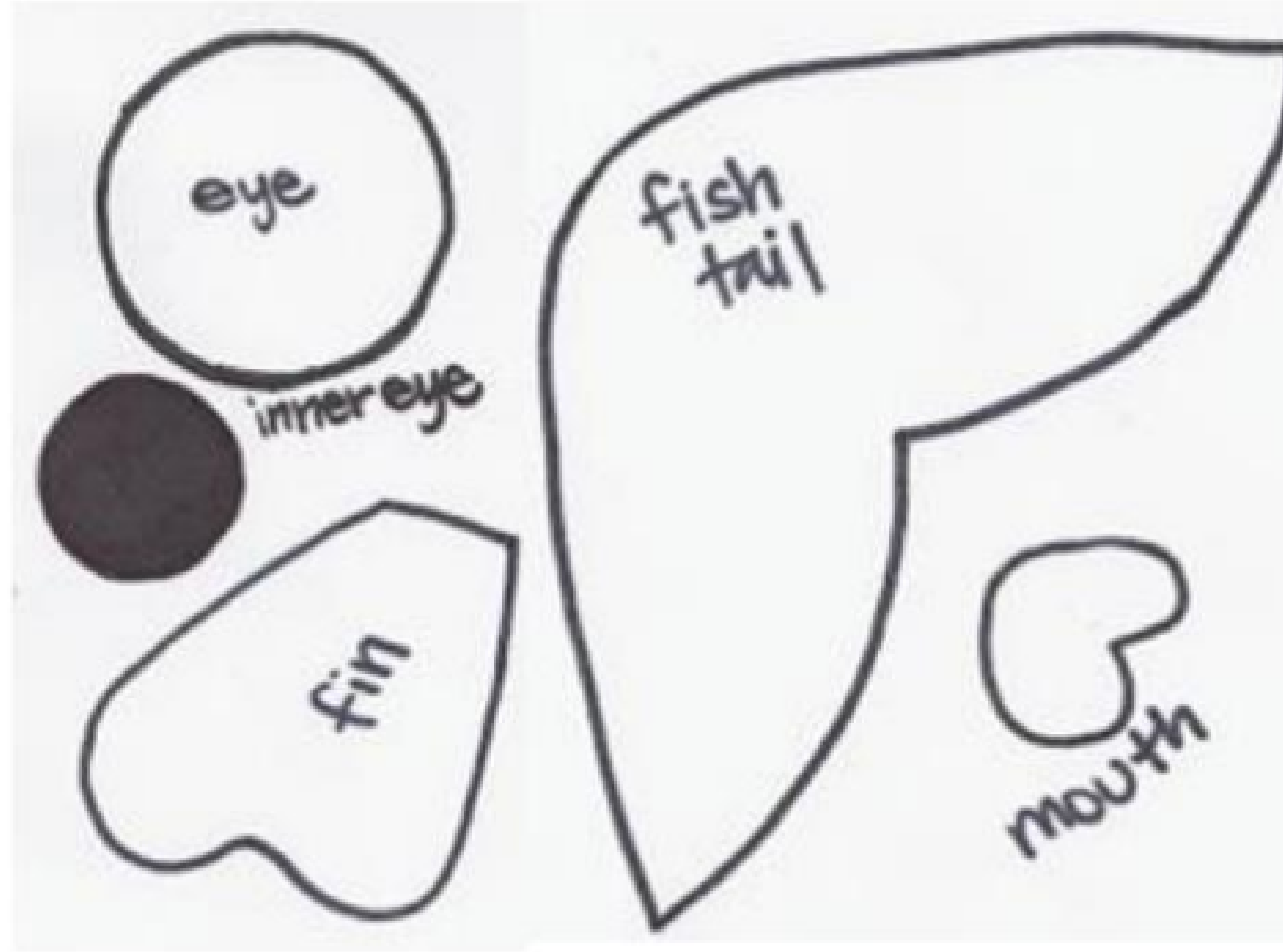
Graphing Colors

10									
9									
8									
7									
6									
5									
4									
3									
2									
1									
	Red	Orange	Yellow	Green	Blue	Purple			

Stay At Home Educator

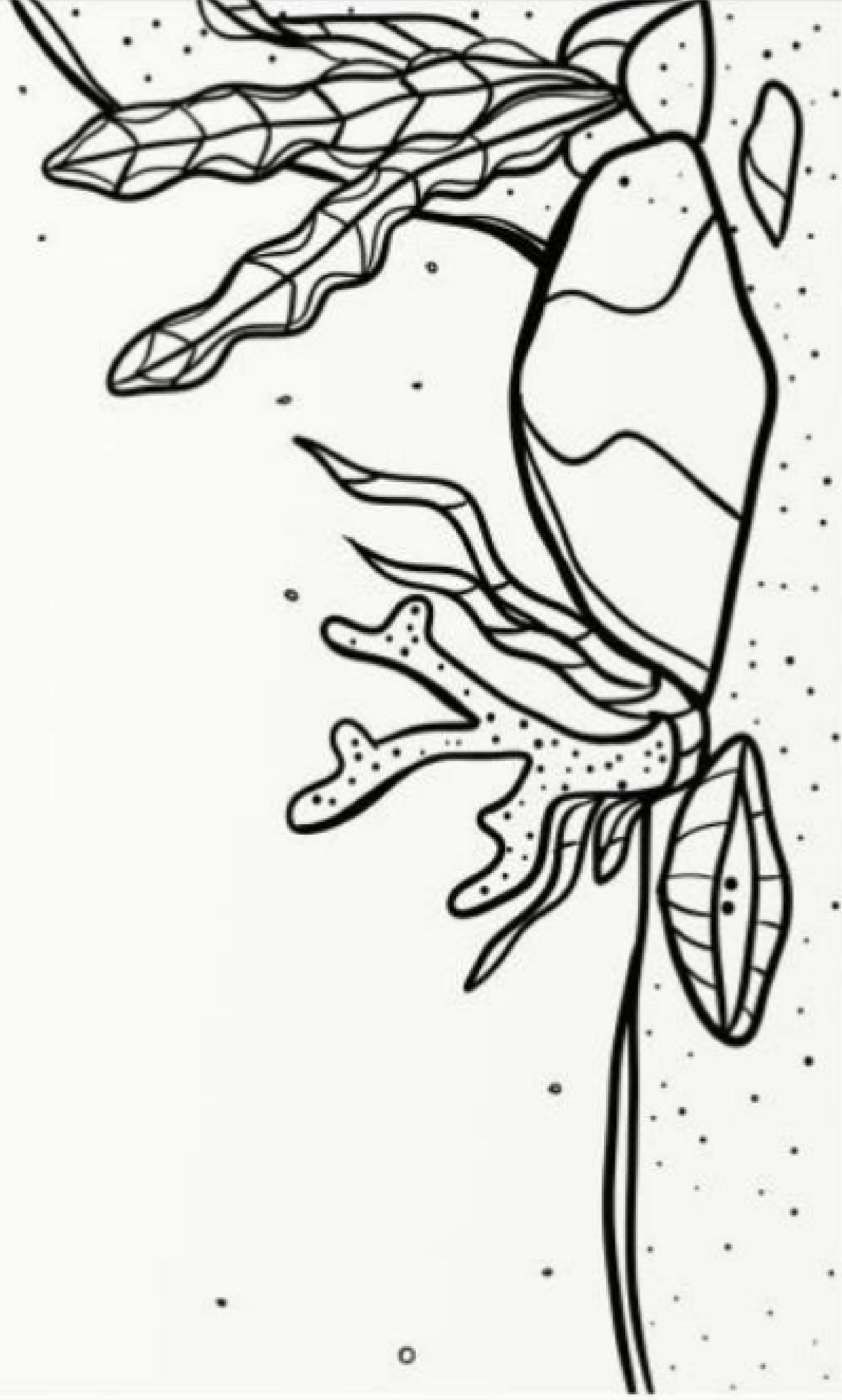




Patterns for decorating letter F like a fish

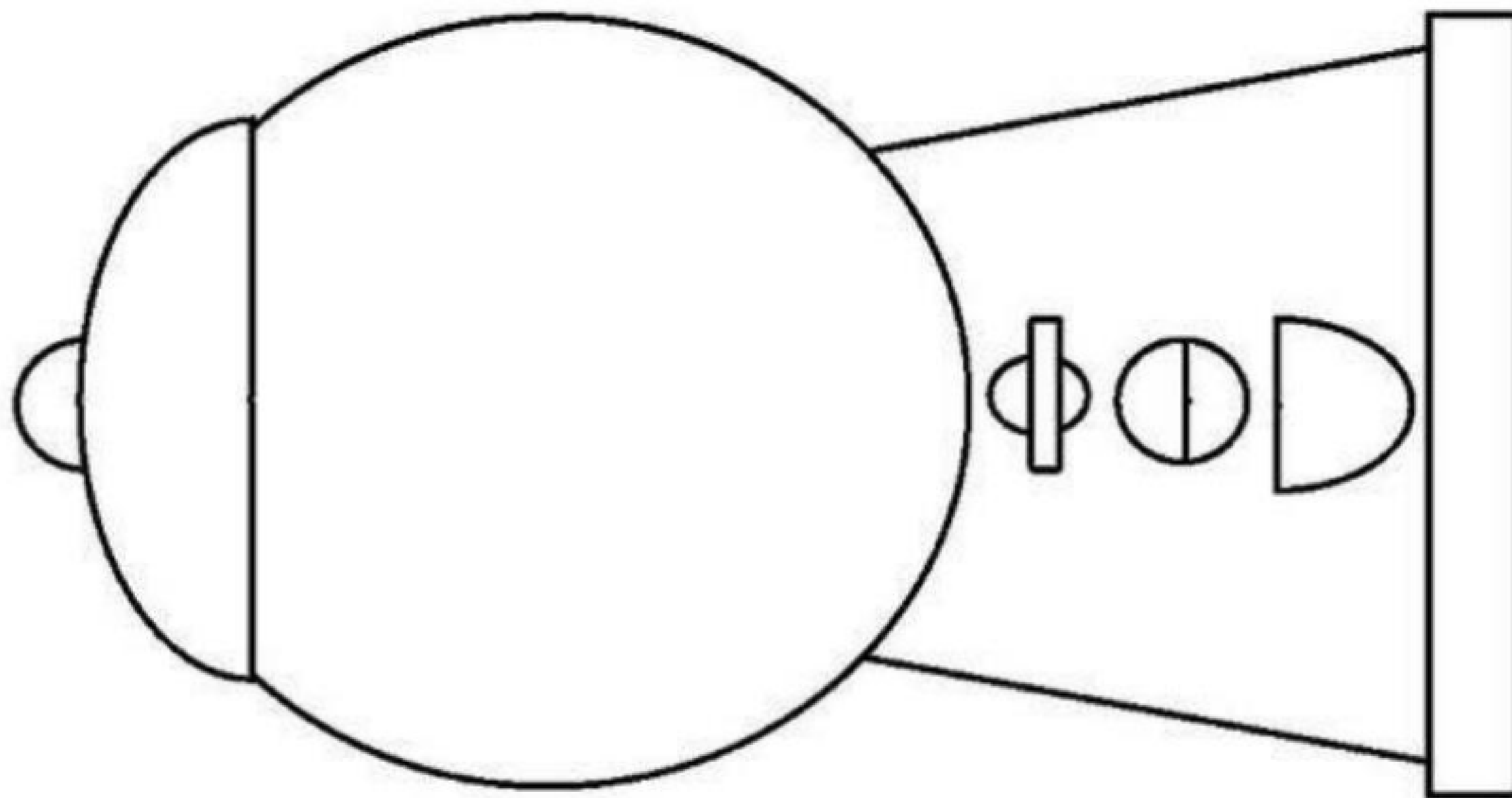



How many fish in the sea today?

Let's roll the dice and see what they say










Printed from [busybeekidscrafts.com](http://www.busybeekidscrafts.com)

Source: <http://www.busybeekidscrafts.com/Clothespin-Horse.html>



Get more worksheets at
www.supersimplelearning.com

© Super Simple Learning 2014



Read and Match



da d

de n

di g


do t

du ck




Read and Match


fa n




fe d




fi g



fo g



fu n

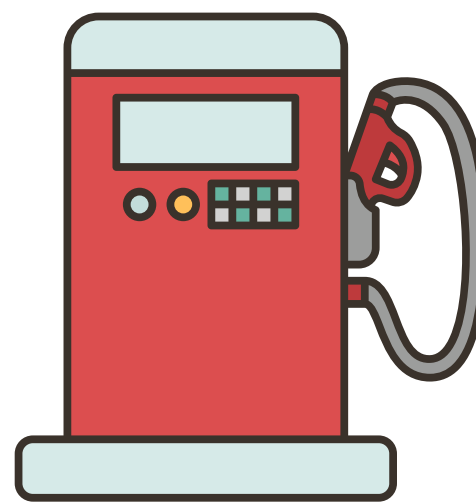


Read and Match

gas



get



gift



got




gum



Read and Match

ha t




he n



hi m



ho t



hu g



Pre-Primer Sight Words Checklist

- | | |
|---------------------------------|---------------------------------|
| <input type="checkbox"/> a | <input type="checkbox"/> look |
| <input type="checkbox"/> and | <input type="checkbox"/> make |
| <input type="checkbox"/> away | <input type="checkbox"/> me |
| <input type="checkbox"/> big | <input type="checkbox"/> my |
| <input type="checkbox"/> blue | <input type="checkbox"/> not |
| <input type="checkbox"/> can | <input type="checkbox"/> one |
| <input type="checkbox"/> come | <input type="checkbox"/> play |
| <input type="checkbox"/> down | <input type="checkbox"/> red |
| <input type="checkbox"/> find | <input type="checkbox"/> run |
| <input type="checkbox"/> for | <input type="checkbox"/> said |
| <input type="checkbox"/> funny | <input type="checkbox"/> see |
| <input type="checkbox"/> go | <input type="checkbox"/> the |
| <input type="checkbox"/> help | <input type="checkbox"/> three |
| <input type="checkbox"/> here | <input type="checkbox"/> to |
| <input type="checkbox"/> I | <input type="checkbox"/> two |
| <input type="checkbox"/> in | <input type="checkbox"/> up |
| <input type="checkbox"/> is | <input type="checkbox"/> we |
| <input type="checkbox"/> it | <input type="checkbox"/> where |
| <input type="checkbox"/> jump | <input type="checkbox"/> yellow |
| <input type="checkbox"/> little | <input type="checkbox"/> you |