

Weekly Lesson Plan Week 18, A-E

	Theme & Letter	Language & Literacy	Math	Music & Movement	Shape	SCIENCE/ SOCIAL STUDIES	ART	STORY Time
MON	Aa - Astronaut Decorate A with stars	A says /a/ as in "achoo" Vowel a Sight words: I, see, the Letter A reader	Ordinal numbers	Zoom, Zoom, Zoom, We're Going to the Moon song	3 D Shapes review (cube, cone, sphere, cylinder)	Science: Forces – gravity/space/tr ajectory Paper rocket with straw	Toilet roll rocket	Pete the Cat Out of this World by James Dean
TUE	Bb – Bulldozer Decorate w/sand	B says /b/ as in bubbles Blend Letter B reader	Bulldozer Cheerio Counting (or other cereal)	Bulldozer song	3 D Shapes review	Science – Strong sand Experiment	Tissue box bulldozer craft (also need 1 toilet roll and tape)	Bulldozer's Shapes by Sherri Duskey Rinker
WED	Cc – Coins Decorate C w/ crayons	C says /c/ as in cut Blend Letter C reader	Count Coins (sheet)	Coin maraca with lively music	3 D Shapes review	Science: Catapults and how they work	Piggy bank from water bottle	Caps for Sale by Esphyr Slobodkina
TH	Dd - Dragons Decorate D like a dragon with triangle s and wings	D says /d/ as in knocking Blend Letter D reader	Greater than/less than	Fly Like a Dragon actions song	Octagon review (sheet)	Science: Dragon foam	Dragon paper craft	The Knight and the Dragon by Tomie LaPaola or Dragons Love Tacos
FRI	Ee – Emotions Decorate w/ happy face stickers	E says /e/ as in "Eh, What'd you say?" Two sounds of E (long/short) Letter E reader	Feelings and Emotions graphing	5 Emotions Action song	Review	Science: Mood rings and how they work	Emotions collage from magazines	Alexander and the Terrible, No Good, Horrible Day by Judith Viorst

Sight words: I, see, the

Supply List:

(You do not need to buy these things. This list is for your convenience in case you want to do any of the activities I demonstrate at home. I try to use common household items, so you won't have to buy many things. You may want to stock up on common art supplies such as glue, construction paper, and washable paint.)

Monday –

Toilet roll, cardstock, markers, glue/tape, straw, paper, glue



Tuesday –

Toy bulldozer (or other Hot Wheel) Kleenex box, paper, glue/tape

Wednesday –

Water bottle, paper, glue, wiggly eyes (optional)



Thursday –

Colorful paper, scissors, glue/tape

Friday –

Magazine, scissors



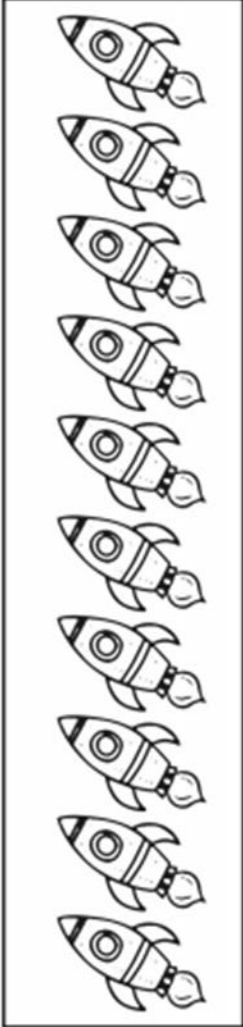
Date _____ Name _____



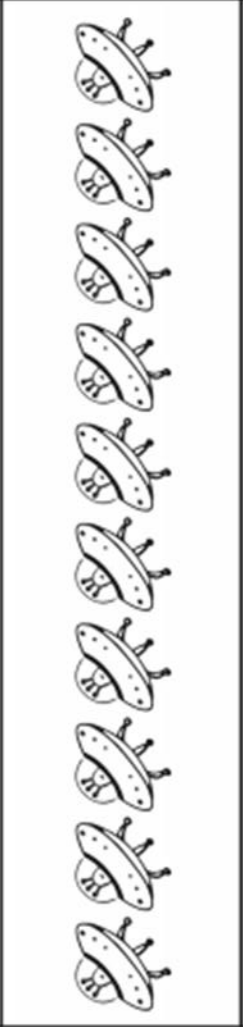
Space Ordinal Numbers

Colour and circle the correct space picture to show the ordinal number!

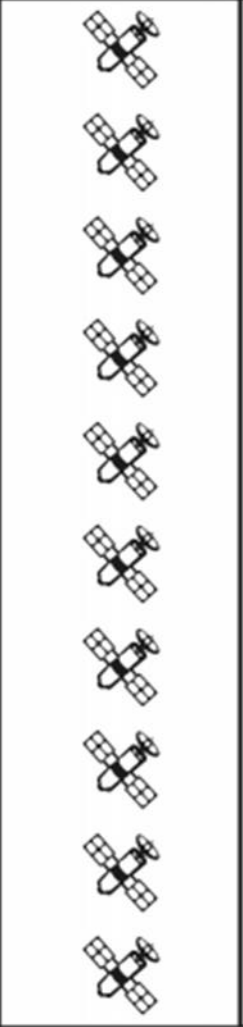
8th



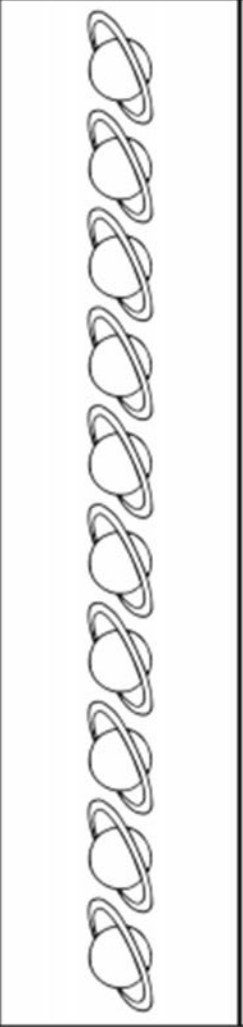
5th



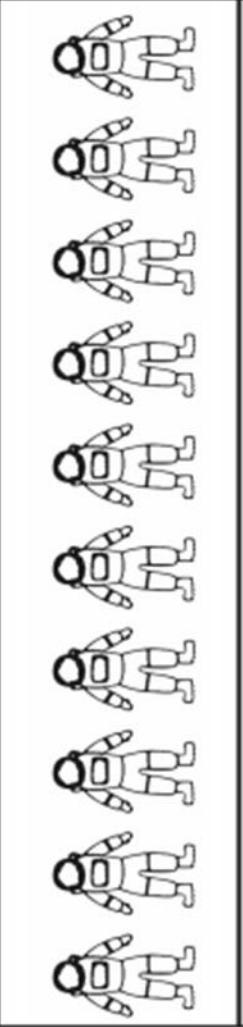
4th



3rd



1st

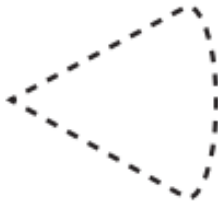


2nd



3D Shapes!

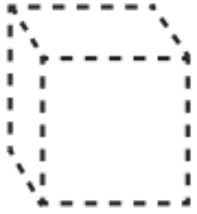
Trace the 3D shapes below and then color in all the shapes you see using the key.



Cone
PURPLE



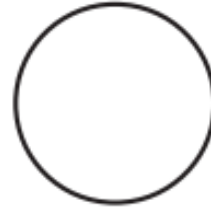
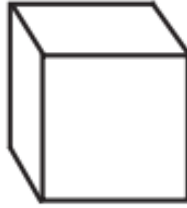

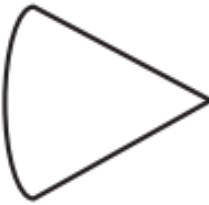
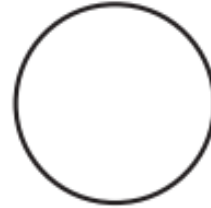
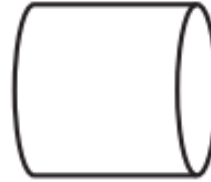

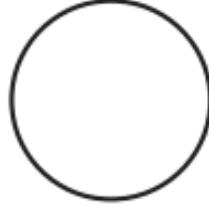
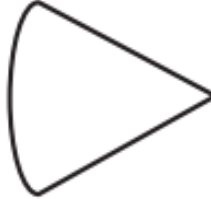

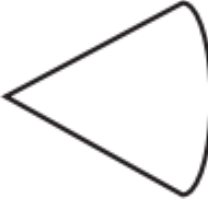
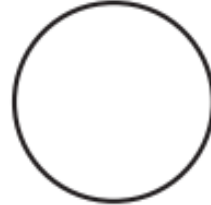
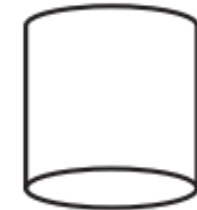
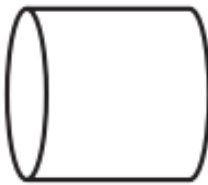

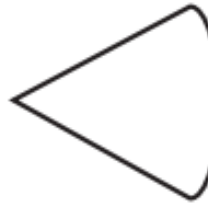
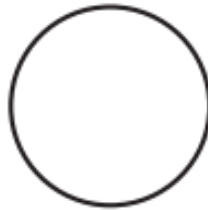

Sphere
BLUE

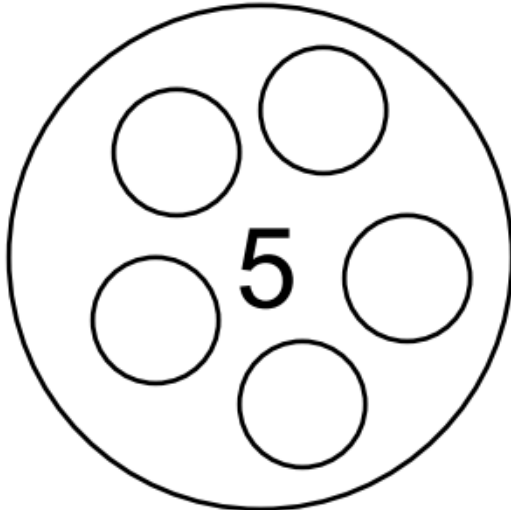
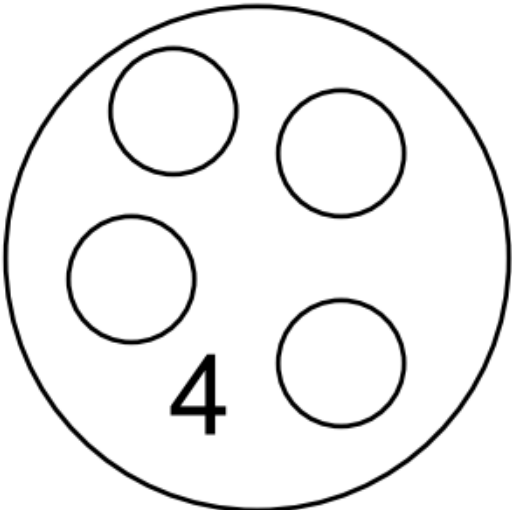
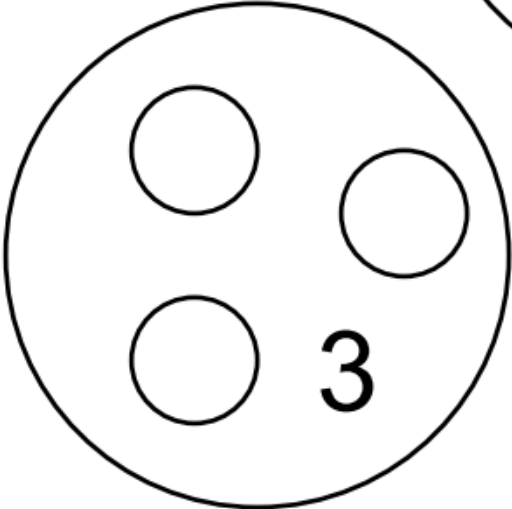
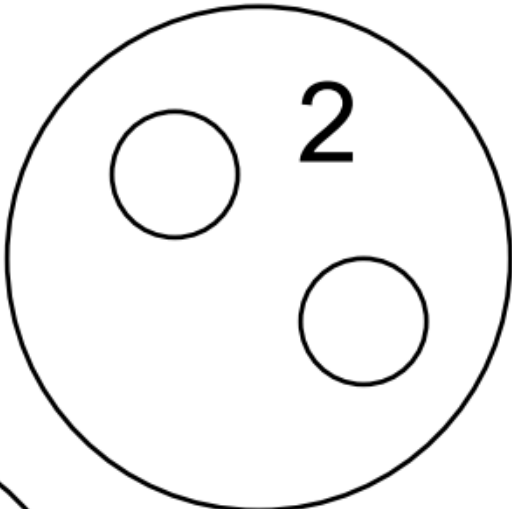
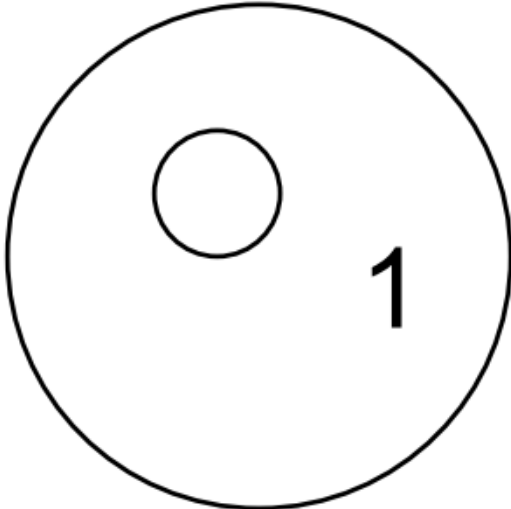


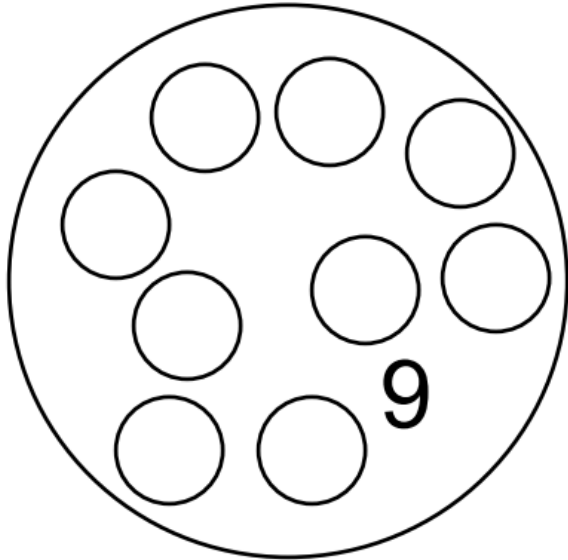
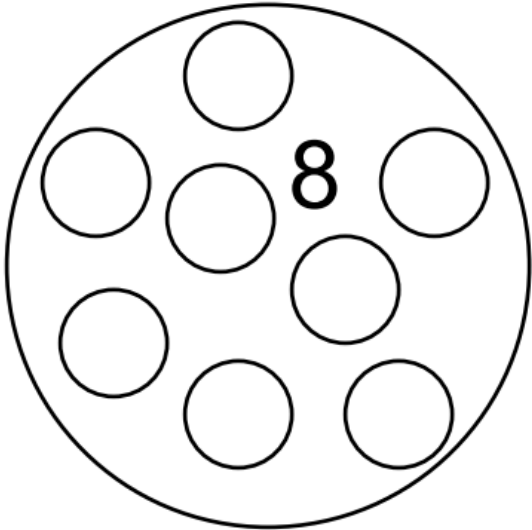
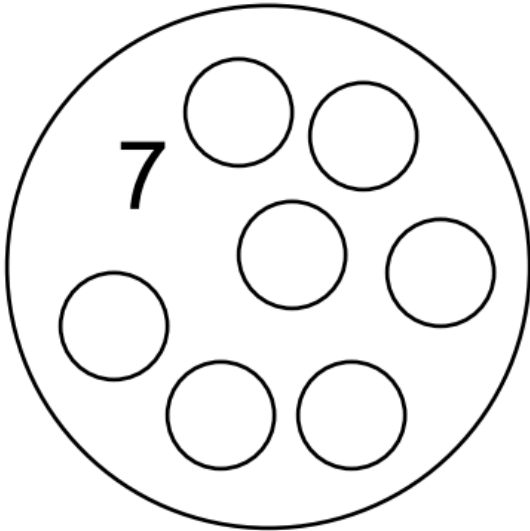
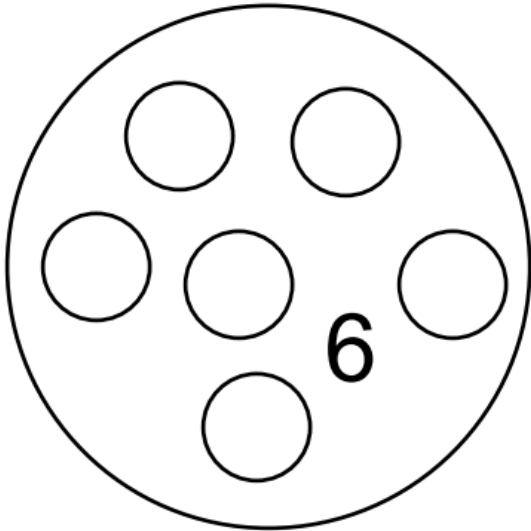
Cube
GREEN

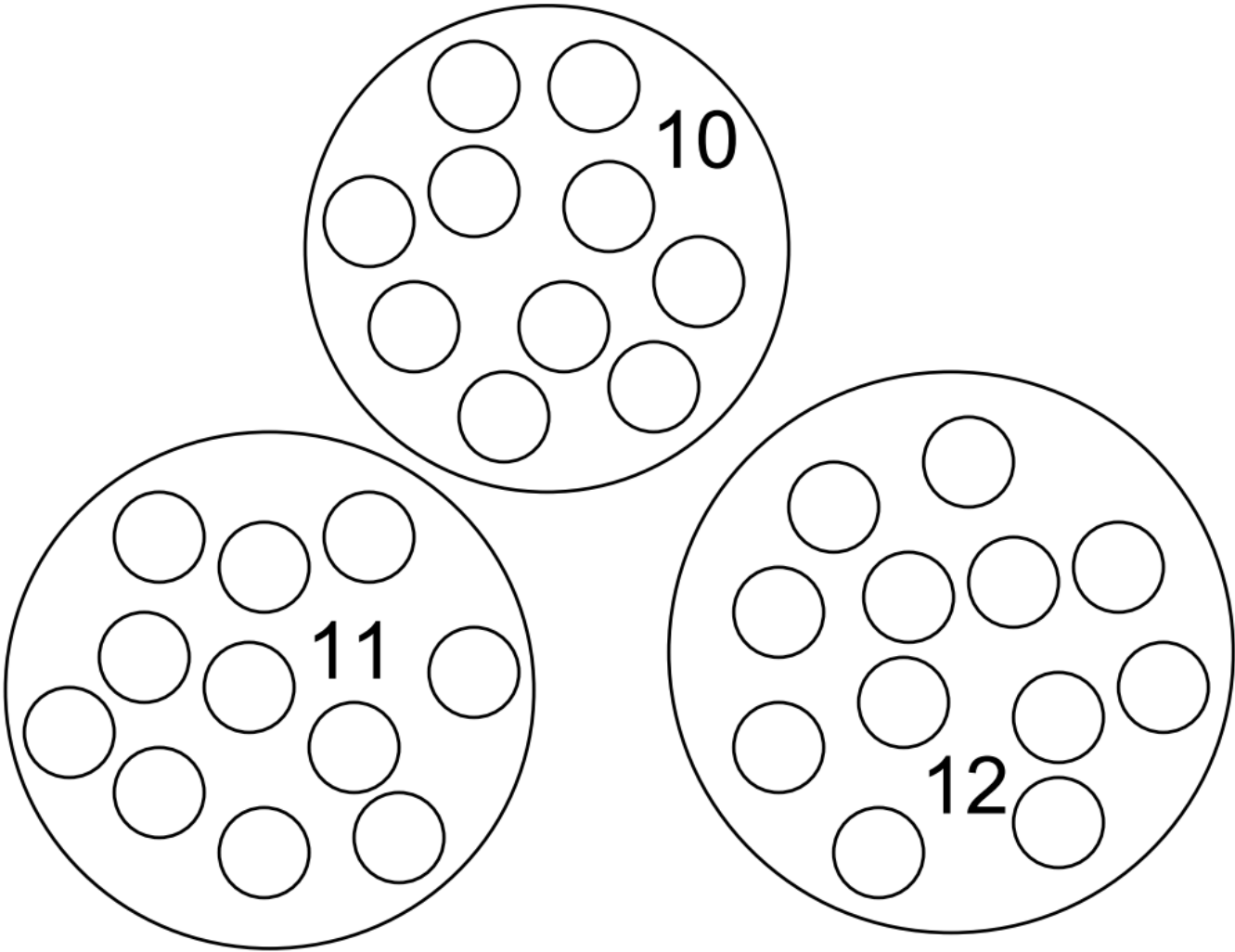


Cylinder
ORANGE













Name _____

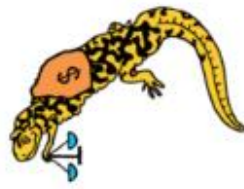
Date _____



IDENTIFY COINS SHEET 1

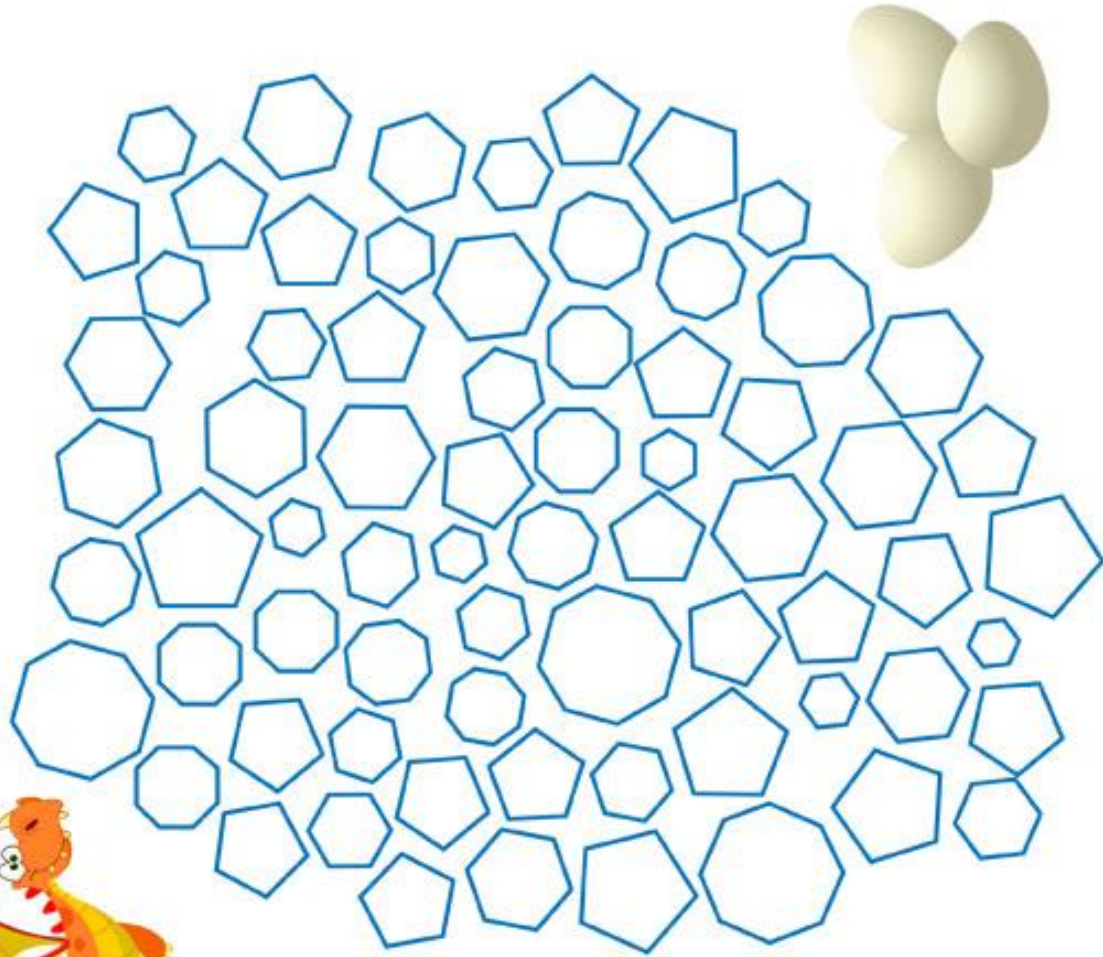
Color the coins the correct color, and then count them.

quarters red	dimes blue	nickels green	pennies orange
			
How many? _____	How many? _____	How many? _____	How many? _____












Octagon Path

Find the dragon reach its egg by tracing a path over the octagons.
(Find the solution on the next page.)




FEELINGS CHART

		
SCARED	HAPPY	SAD
		
ANGRY	EXCITED	WORRIED
		
SURPRISED	SILLY	FRUSTRATED


MY
Aa
BOOK



I see the _____



I see the _____




I see the _____


MY Bb BOOK



I see the _____



I see the _____




I see the _____


MY
Cc
BOOK



I see the _____




I see the _____




I see the _____

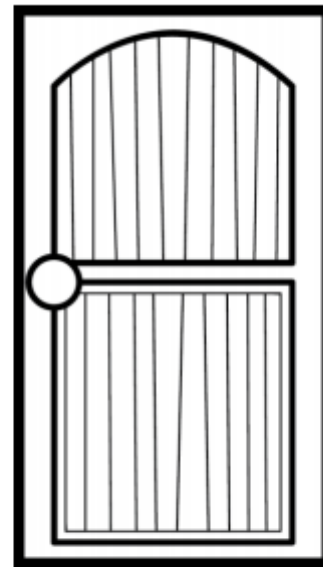
MY Dd BOOK



I see the _____




I see the _____




I see the _____


MY
Ee
BOOK



I see the _____



I see the _____



I see the _____