

Weekly Lesson Plan Week 16, Q-U

	Theme & Letter	Language & Literacy	Math	Music & Movement	Shape	SCIENCE/ SOCIAL STUDIES	ART	STORY Time
MON	Qq – Quill Decorate w/feather painting	Q says /q/ as in “quiet game” Q’s best friend U	Telling Time to the Hour	I Can Move My Body like Anything song (imagination)	Pyramid – Introduce the 3D shape	Science - Explore bird feathers	Make a quill	Ralph Tells a Story by Abby Hanlon
TUE	Rr– Read Decorate with letters stamps/stickers or write your own	R says /r/ as in “rrrrr” (motorcycle) Blend: ra, re, ri, ro, ru Read and Color Activity (Listening Skills)	Number Words – One to Five sheet	ABC song with actions	Pyramid	Science Experiment - Floating letters	Pencil can with words decouped on	Dick and Jane- Go Away Spot (classic book used to teach reading long ago)
WED	Ss – Sign Language Decorate w/ finger painting	S says /s/ as in “sssss” like a snake Blend: sa, se, si, so, su	Count 1-10 with fingers Count by 10’s	Basic colors in ASL sign language	Pyramid – look at real life examples	Social Studies - History of Sign Language (Look at France on the globe)	I Love You sign language card	A Picture Book of Helen Keller by David Adler
TH	Tt – T-Rex Decorate with Dinosaur footprints (toy dino dipped in paint)	T says /t/ like a ticking clock Blend: ta, te, ti, to, tu	Dinosaur Graphing	Move Like a Dinosaur song	Build a Pyramid with marshmallows and toothpicks	Science – Dinosaurs in Ice experiment (forms of water)	Dinosaur Paper Craft	Have You Seen My Dinosaur by Jon Sural
FRI	Uu – Unicorns Decorate with glitter	U says /u/ like a tummy ache Vowel U U makes 2 sounds (short and long)	Count and Color sheet (will use for number recognition and also addition)	Unicorn song	Review	Science - Skittles Rainbow Experiment	Build a Unicorn sheet OR Paper Plate Unicorn (both will be shown in class)	How to Catch a Unicorn by Adam Wall

Supply List:

(You do not need to buy these things. This list is for your convenience in case you want to do any of the activities I demonstrate at home. I try to use common household items, so you won't have to buy many things. You may want to stock up on common art supplies such as glue, construction paper, and washable paint.)

Monday –

Pencil, paper, tape, paint (optional)



Tuesday –

Can, words from magazines, glue



Wednesday –

Colored paper, white paper, glue, scissors



Thursday –

Dinosaur paper craft, scissors



Friday -

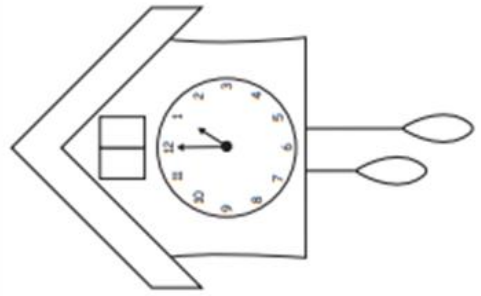
Paper plate, colorful paper, glue, sciss

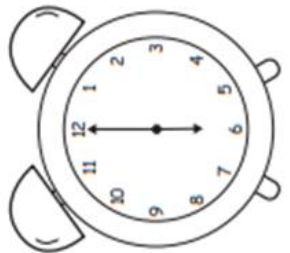


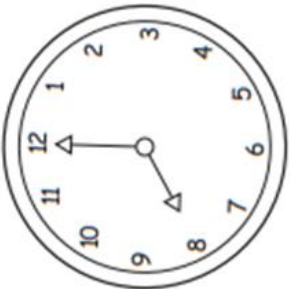
Name: _____

What time is it?

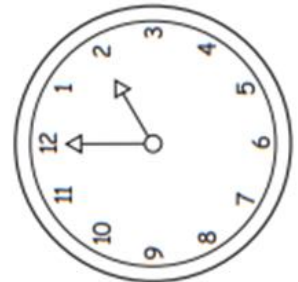
Directions: Look at the clocks and write down what time it is.

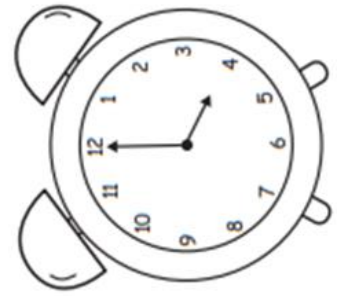












NUMBERS WORDS

Draw a line between the number and word.

1

four

2

one

3

two

4

five

5

three

READ AND COLOR

Your teacher will read the sentences.

Listen carefully and color the boy based on what you hear.

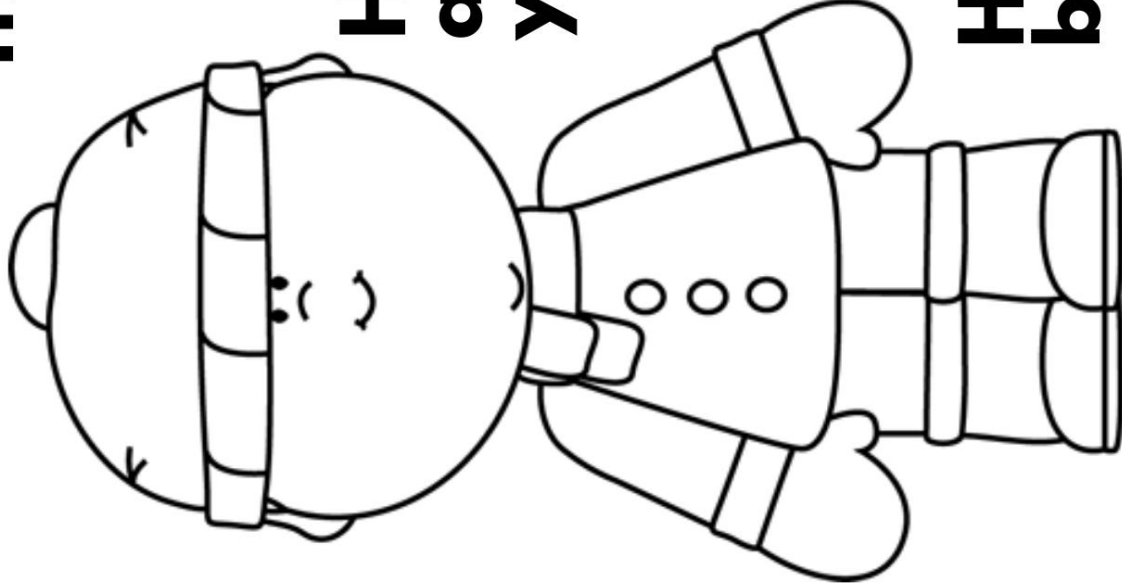
This is Bob.

**He has a red
hat.**


**His mittens
and scarf are
yellow.**

**His pants are
blue.**


**His boots are
brown.**




ADDITION SENTENCES




1 green star + 1 yellow star = 2 stars




1 green star + 2 blue stars = 3 stars




1 green star + 3 orange stars = 4 stars



4 yellow stars + 1 green star = 5 stars



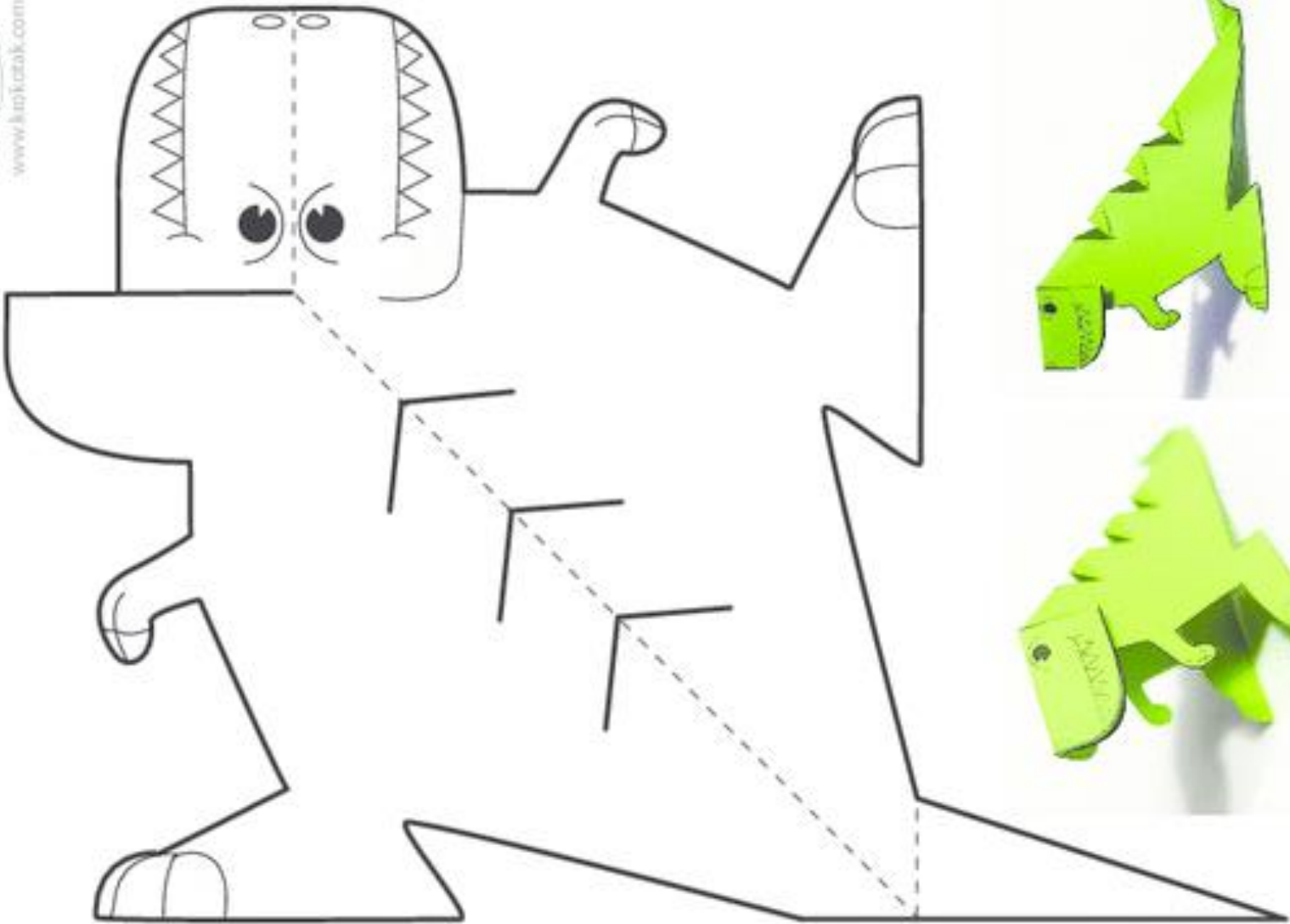
1 blue star + 5 pink stars = 6 stars



6 orange stars + 1 green star = 7 stars



Glue-less dinosaur




Name _____

Let's count the dinosaurs and color the graph!



Dinosaurs



Count & Color

Count and color the exact number of unicorns

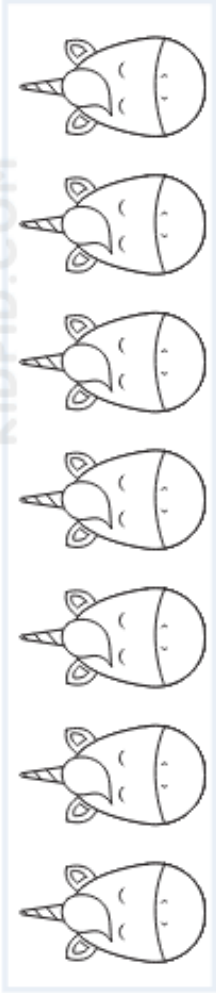
3



1



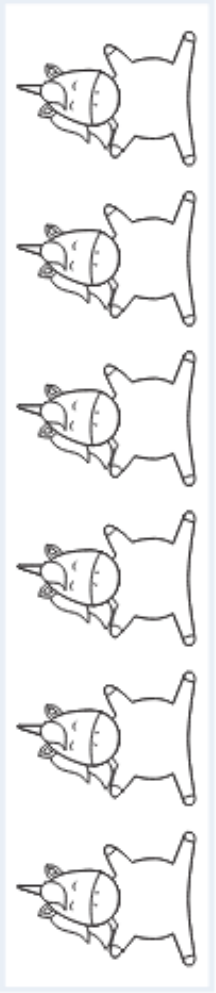
6



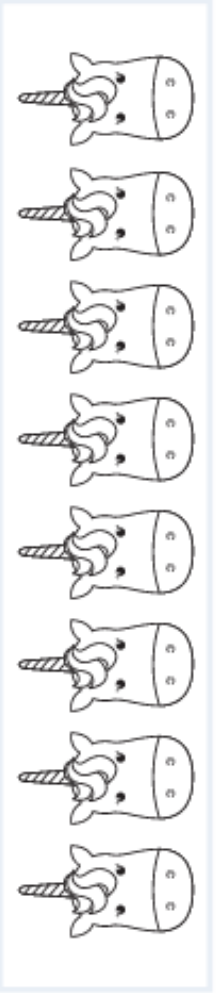
5



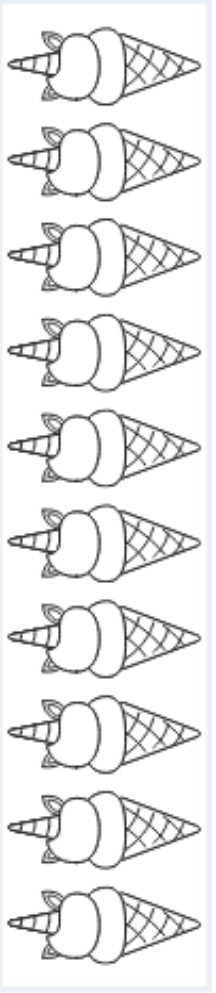
2



7



4



KIDPID.COM



Build a Unicorn

