

# Weekly Lesson Plan Week 15, N-P & Thanksgiving

	Theme & Letter	Phonics & Reading	Math	Music	Shape	Science /Social Studies	ART	Story time
<b>MON</b>	Nn - Noisy Decorate by pounding toy block and paint	N says /n/ as in Nooo  Blend: na, ne, ni, no, nu	Noisy Nickels and other Money (penny, nickel, dime, quarter)	Play it Right on the Beat song (Bring something to make noise with)	Sphere	Science - How to see Sound activity	Noise Maker with water bottle	Noisy Nora by Rosemary Wells
<b>TUES</b>	Oo - Owls Decorate like an owl with 2 big eyes	O says /o/ as in Ahhhh  Vowel O	Directional Words sheet	The Owl Song	Sphere	All About Owls	Toilet Roll Owl	Owl Babies by Martin Waddell
<b>WED</b>	Pp - Potato Decorate brown with spots like a potato	P says /p/ as in popcorn  Blend: pa, pe, pi, po, pu	Potato Subtraction sheet	Hot Potato song	Sphere	Science - sprout a potato	Potato Turkey craft	One Potato, Two Potato by Cynthia DeFelice
<b>THURS</b>			<b>Thanksgiving -- No School</b>					
<b>FRI</b>	Review Day -- We will have class for those who wish to attend.							

## Supply List:

(You do not need to buy these things. This list is for your convenience in case you want to do any of the activities I demonstrate at home. I try to use common household items, so you won't have to buy many things. You may want to stock up on common art supplies such as glue, construction paper, and washable paint.)


Monday – Noisy Bottle craft

empty water bottle, beads or other noise makers, ribbon (optional)



Tuesday – Owl craft

toilet roll, eyes, orange or brown paper for wing, yellow paper for beak



Wednesday – Potato Turkey


Potato (Adult: In advance, cut into wedges), paint, turkey body printable (or draw your own)



Thursday – No class

Friday – Review Day

# Match the coin with it's value and name.



10¢



Nickel

25¢



Penny

5¢





Quarter

1¢





Dime


# Positional Words Assessment




above




below




on top




under




right



beside



left







in front of




Name \_\_\_\_\_

Date: \_\_\_\_\_



# Potato Subtraction








$$4 - 1 = 3$$




$$3 - 2 =$$







$$2 - 1 =$$



$$5 - 4 =$$



$$1 - 1 =$$



$$4 - 3 =$$

