

# Weekly Lesson Plan Week 14, I-M

	Theme & Letter	Phonics & Reading	Math	Music	Shape	Science /Social Studies	ART	Story time
<b>MON</b>	li – I is for Inchworm Decorate with green yarn	Vowel I Middle sounds	Measuring inches	Inchworm Fingerplay	Cube	All about Inchworms	Balloon inchworm painting	Inch by Inch By Leo Lionni
<b>TUES</b>	Jj – Jam Decorate J with “jam” red paint	J says /j/ as in jump Starts with J game Blend: ja, je, ji, jo, ju	Jump Number Game – Show a number and jump that many times (Number Recognition to 10)	Jump song	Cube	Jam jar science activity	Giant jam sandwich paper craft	The Giant Jam Sandwich by John Vernon Lord
<b>WED</b>	Kk –Koala Decorate K with gray crayon and leaves	K says /k/ as in kiss Blend: ka, ke, ki, ko, ku	Making Ten math sheet and green paper leaves	I’m A Koala song	Cube	All About Koalas and locate Australia on a map	Koala newspaper craft	Koala Lou by Mem Fox
<b>THURS</b>	Ll - Lion Decorate with yellow and orange crayon	L says /l/ as in lalala (singing) Blend: la, le, li,, lo, lu	Lion Ten Frame sheet	We’re Going on a Lion Hunt	Cube	All About Lions	Lion Mane Cutting paper craft	Little Red and the Very Hungry Lion by Alex Smith
<b>FRI</b>	Mm - Monster  Decorate w/ eyes, horns, etc.	M says /m/ as in “Mmmm” (tastes good) Feed the Monster activity Blend: ma, me, mi, mo, mu	One More/One Less Monster Eyes (sheet)	Monster Stomp action song	Review shapes	Monster balloon science experiment	Monster craft	How to Catch a Monster by Adam Wallace

## Supply List:

(You do not need to buy these things. This list is for your convenience in case you want to do any of the activities I demonstrate at home. I try to use common household items, so you won't have to buy many things. You may want to stock up on common art supplies such as glue, construction paper, and washable paint.)

Monday – Inchworm painting

White paper, balloon, paint



Tuesday – Giant Jam Sandwich paper craft

Brown paper, white paper, red paint or crayon



Wednesday – Koala Newspaper craft

Newspaper print OR magazine page, background paper, eyes (google eyes or draw), black paper for nose, glue AND for math green paper leaves or just watch on screen



Thursday – Lion paper cutting craft

Lion printable, scissors, pencil/crayon



Friday – Monster craft

Colored paper, 2 clothes pin, googly eyes, button, felt, etc.




# Measure: Length In Inches


Name \_\_\_\_\_ Date \_\_\_\_\_




Write the number of inches.




about \_\_\_\_\_ inch(es)



about \_\_\_\_\_ inch(es)



about \_\_\_\_\_ inch(es)



about \_\_\_\_\_ inch(es)




about \_\_\_\_\_ inch(es)




★ ★

$$\underline{\quad} + \underline{\quad} = 10$$

★


$$\underline{\quad} + \underline{\quad} = 10$$
$$\underline{\quad} + \underline{\quad} = 10$$


$$+ \underline{\quad} = 10$$

$$\underline{\quad} + \underline{\quad} = 10$$

$$\underline{\quad} + \underline{\quad} = 10$$


★ ★

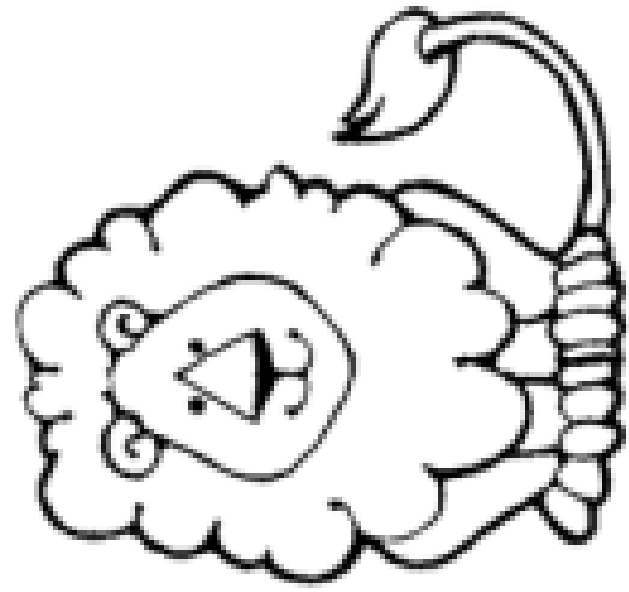
Feed the koala

MAKING TEN

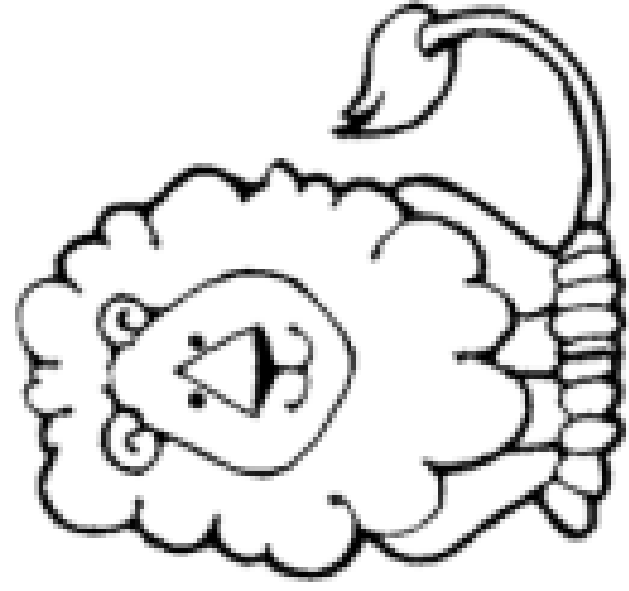


Name: \_\_\_\_\_

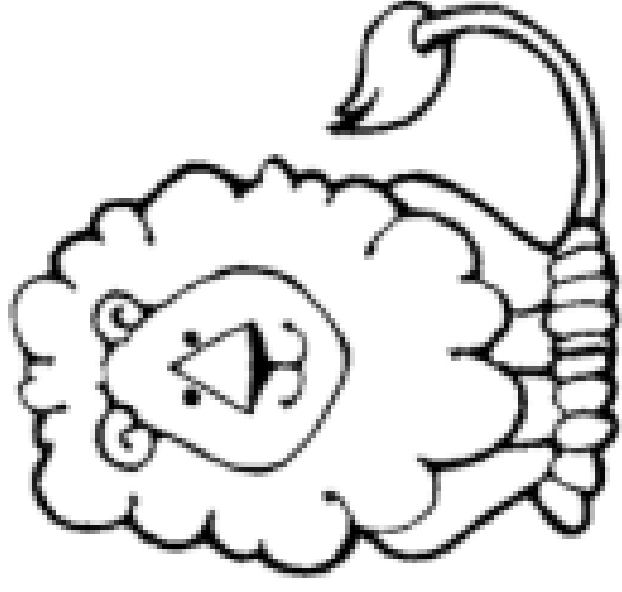
# Ten Frames




2

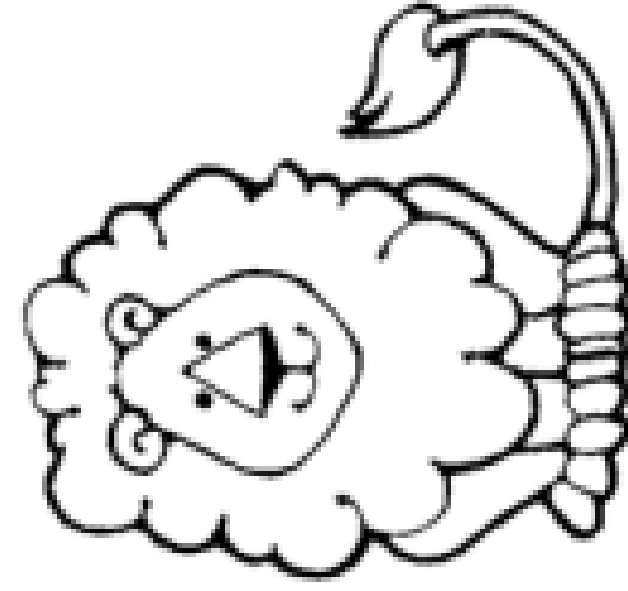
5

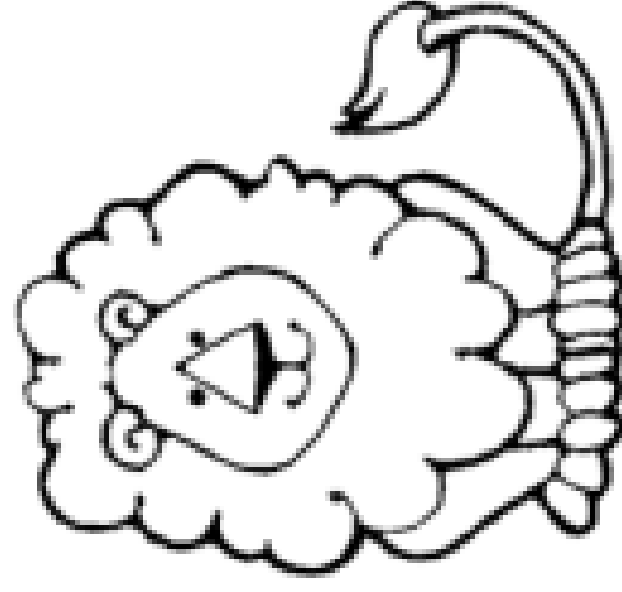
9


7

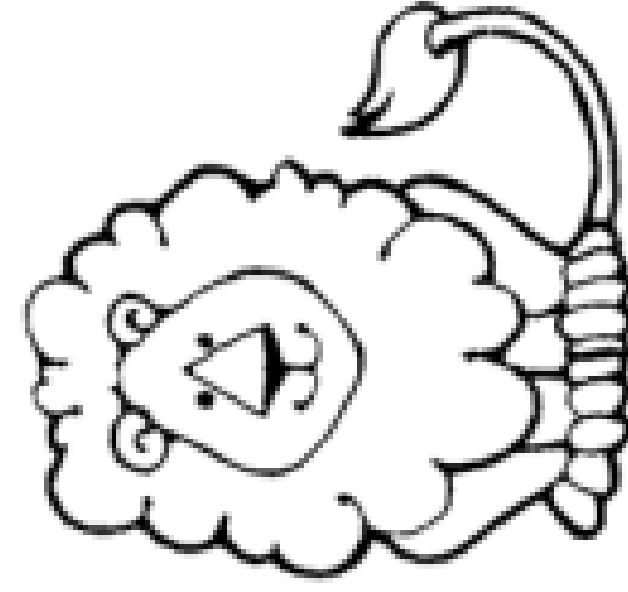
3


6


4























1

8





cut me 

