

# Weekly Lesson Plan Week 13, G-K

|              | Theme & Letter   | Phonics & Reading   | Math   | Music                                      | Shape                                 | Science /Social Studies  | ART                            | Story time                                       |
|--------------|--|---|--|--|---------------------------------------|--|--------------------------------|--|
| <b>MON</b>   | Gg – Goldilocks<br>Decorate G yellow like Goldilocks hair                              | G says /g/ as in gulping water (practice with various empty cups) Blend: ga, ge, gi, go, gu | Sorting by size  | Goldilocks and the Three Bears action song | 4D Shapes - Cube                      | Gummy Bear Science-put gummy bears into 4 different solutions and see how they respond | Stick Puppets                  | Goldilocks and the Three Bears by Jan Brett      |
| <b>TUES</b>  | Hh – Harold and the Purple Crayon<br>Decorate H with purple crayon (like in the story) | H says /h/ as in running and breathing hard Blend: ha, he, hi, ho, hu                       | Simple fractions – whole, 1/2 and 1/4  | If You're Wearing Colors song              | Cube – examples of cubes in real life | Science – Phases of the Moon   | Purple Crayon Drawing          | Harold and the Purple Crayon by Crockett Johnson |
| <b>WED</b>   | Ii – I is for Inchworm<br>Decorate with green yarn                                     | Vowel I Middle sounds   | Measuring inches   | Inchworm Fingerplay                        | Cube                                  | All about Inchworms  | Balloon inchworm painting      | Inch by Inch By Leo Lionni                       |
| <b>THURS</b> | Jj – Jam<br>Decorate J with “jam” red paint  | J says /j/ as in jump Starts with J game Blend: ja, je, ji, jo, ju                          | Jump Number Game – Show a number and jump that many times (Number Recognition to 10) | Jump song                                  | Cube                                  | Jam jar science activit  | Giant jam sandwich paper craft | The Giant Jam Sandwich by John Vernon Lord       |
| <b>FRI</b>   | Kk –Koala<br>Decorate K with gray crayon and leaves                                    | K says /k/ as in kiss Blend: ka, ke, ki, ko, ku   | Making Ten math sheet and green paper leaves   | I'm A Koala song                           | Review shapes learned so far          | All About Koalas and locate Australia on a map   | Koala newspaper craft          | Koala Lou by Mem Fox                             |

## Supply List:

(You do not need to buy these things. This list is for your convenience in case you want to do any of the activities I demonstrate at home. I try to use common household items, so you won't have to buy many things. You may want to stock up on common art supplies such as glue, construction paper, and washable paint.)

Monday – Goldilocks Stick Puppets

Puppet printables, popsicle sticks or crayons/pencils (anything to tape the puppet to)



Tuesday – Purple Crayon Art

White paper, purple crayon AND purple paper for Math (optional)  
AND dark paper and white crayon for phases of the moon (optional)




Wednesday – Inchworm painting

White paper, balloon, paint



Thursday – Giant Jam Sandwich paper craft

Brown paper, white paper, red paint or crayon



Friday – Koala Newspaper craft




Newspaper print OR magazine page, background paper, eyes (google eyes or draw), black paper for nose, glue  
AND for math green paper leaves or just watch on screen



**Small**

**Medium**

**Large**



Stick puppets



Goldilocks



Papa Bear



Mama Bear




Baby Bear

# Measure: Length In Inches


Name \_\_\_\_\_ Date \_\_\_\_\_




Write the number of inches.




about \_\_\_\_\_ inch(es)





about \_\_\_\_\_ inch(es)




about \_\_\_\_\_ inch(es)



about \_\_\_\_\_ inch(es)



about \_\_\_\_\_ inch(es)



— + — = 10

— + — = 10

— + — = 10

— + — = 10

— + — = 10

— + — = 10



Feed the koala

MAKING TEN