

Weekly Lesson Plan Week 9, N-R

	Theme & Letter	Language & Literacy	Math	Color	Shape	ART	SCIENCE/ SOCIAL STUDIES	STORY Time
MON	Nn – Ninja Decorate N black with eyes like a ninja	N says /n/ as in “no” Blending: na, ne, ni	Introduce number 9 9 ninja chops 9 ninja kicks 9 ninja bows	Introduce White with poem Show white martial arts uniform	Introduce Hexagon with song	Toilet roll nun chucks Bonus Art – Ninja mask printable included	SS – Ninja facts and song (mask sheet)	Hello Ninja by N.D. Wilson
TUE	Oo – Ox Decorate O with Cheerios	O says /o/ as in say, “Ah” Vowel People puppet-Sore Throat O	Count “shillings” and decide how much you need to buy things (sheet and on screen)	White (we will use white paper in Art today)	Hexagon	Ox Cart from box	SS - Discuss months of the year- All in a Year graphic organizer sheet	Ox-Cart Man Months song:
WED	Pp – Pumpkins Decorate P with orange paint like a pumpkin	P says /p/ as in popcorn Blending: pa, pe, pi, po	Count 9 pumpkin seeds sheet Five Little Pumpkins poem	White – pumpkin seeds are white	Hexagon pumpkin tracing	Paper bag pumpkin	Parts of a pumpkin Carve a pumpkin in class	The Pumpkin Patch Parable by Liz Curtis Higgs
TH	Qq – Quarter (Money) Decorate Q with coin rubbings	Q says /q/ as in quiet (Quiet Game) Blending: q’s best friend=letter u	Coin identification/ Values on screen activity (Look at real coins)	White review	Hexagon	Homemade bank	How Coins are Made	You Can’t Buy a Dinosaur with a Dime by Harriet Ziefert
FRI	Rr – Rocket Decorate R with star stickers	R says /rrrr/ as in a rocket blasting off Blending ra, re, ri, ro	Rocket Number Tracing sheet	Review	Review	Rocket from tube and paper	Science: All About Rockets Zoom Zoom Zoom, We’re Going to the Moon song	Sadie Sprocket Builds a Rocket by Sue Fliess

Supply List:

(You do not need to buy these things. This list is for your convenience in case you want to do any of the activities I demonstrate at home. I try to use common household items, so you won't have to buy many things. You may want to stock up on common art supplies such as glue, construction paper, and washable paint.)

Monday – 2 toilet rolls, string, paint (optional)



Tuesday – box, oxcart wheels printable (or draw your own), scissors, glue or tape, white paper and red marker for top

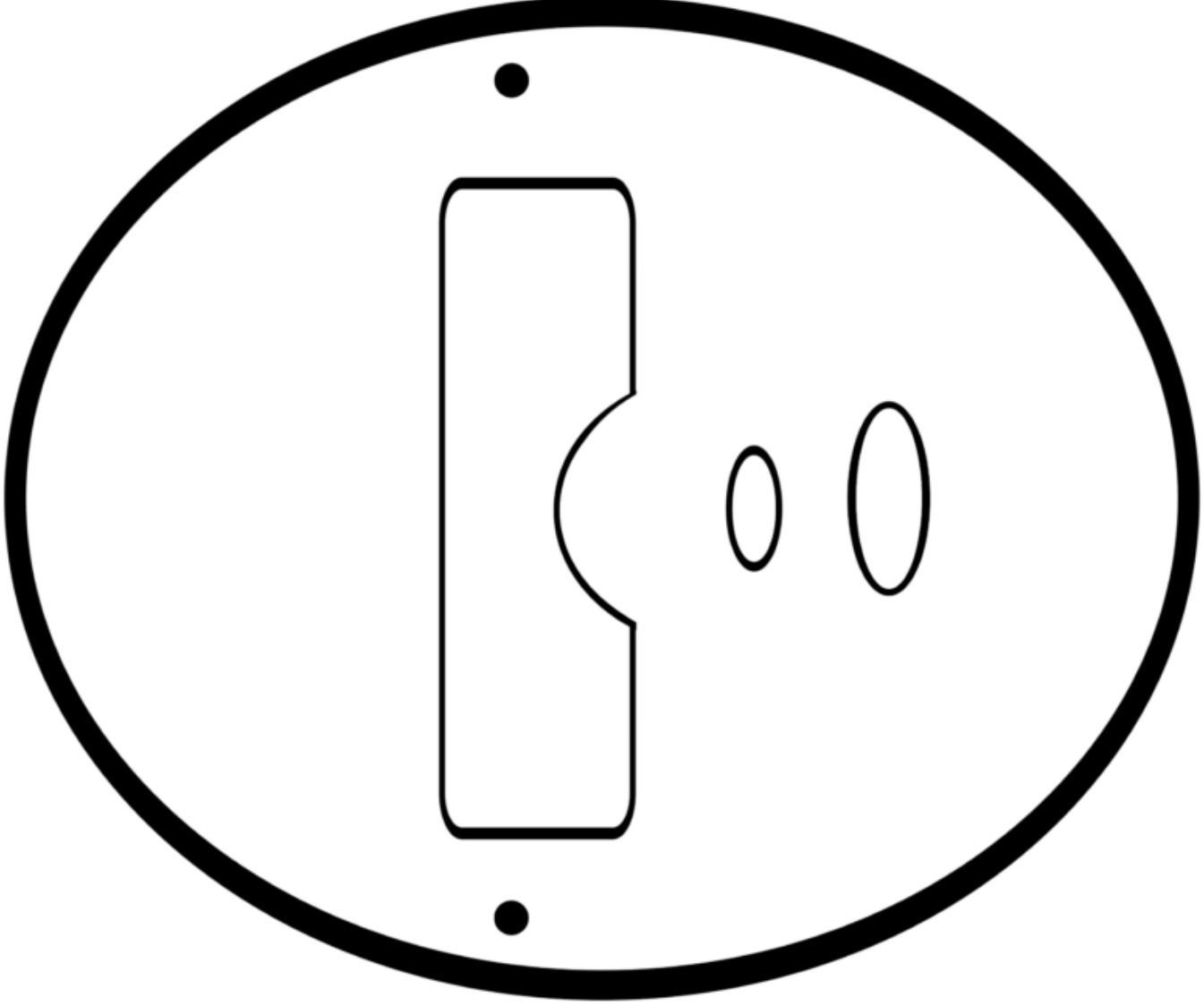
Wednesday – Paper bag, newspaper, orange paint or marker, green pipe cleaner (optional)





Thursday – Potato chip canister or other container for a bank, supplies to decorate the bank



Friday – pipe or tube, paper, tape, markers




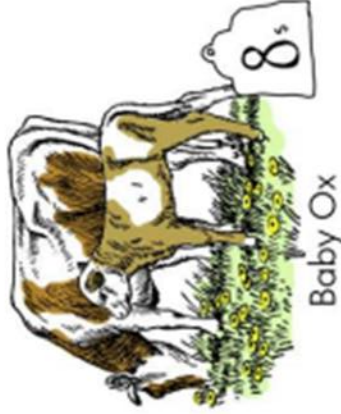




Name: _____

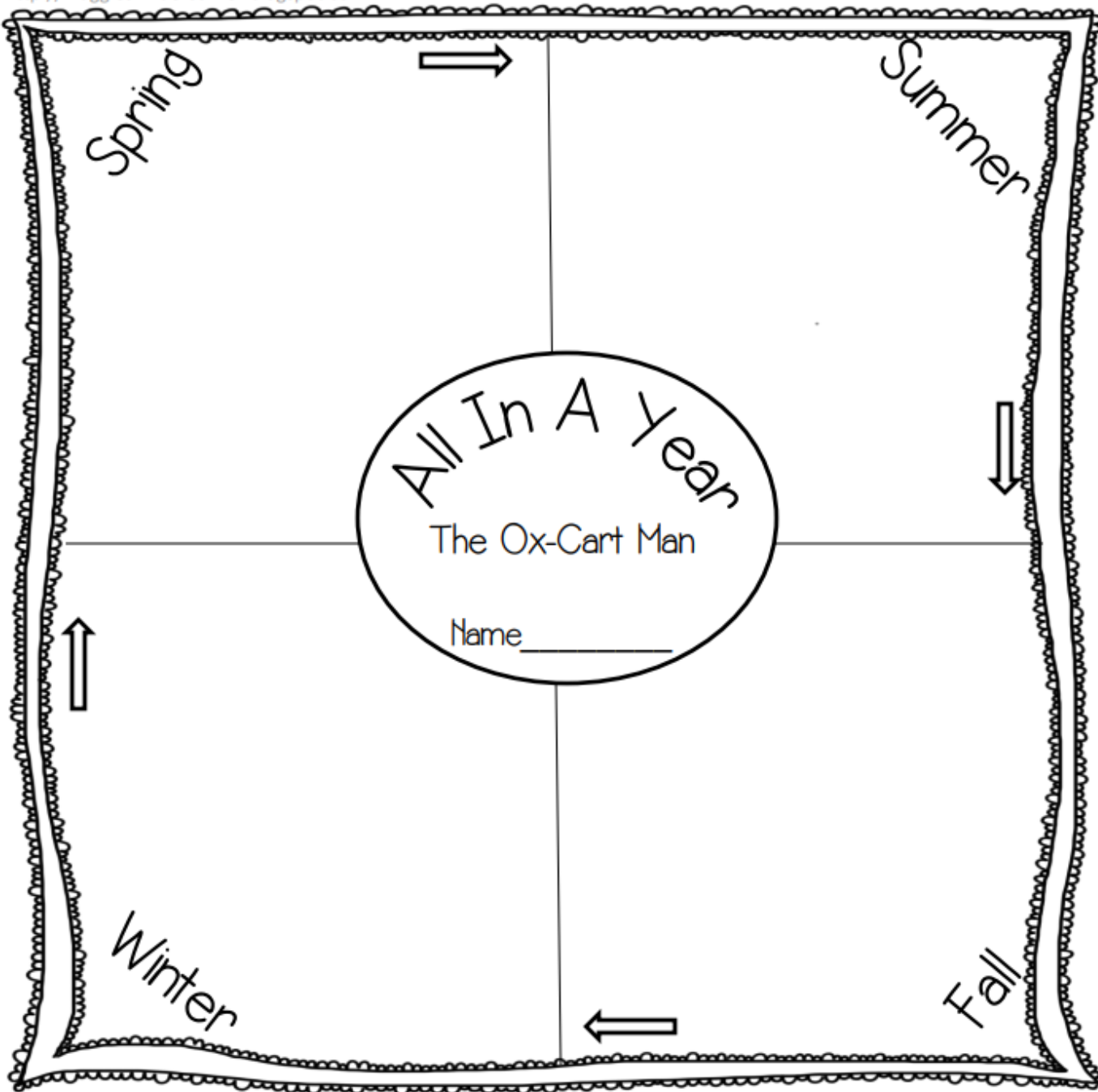
Buying Like the Ox-Cart Man

You live in the time of the Ox-Cart Man and sold a bagful of wool for eight shillings. Cut out the shillings and decide what you will buy. Prices are below. Color in the tags next to the pictures of what you will buy. You don't have enough for everything.





Cut pictures out and paste in an appropriate season.



sheer sheep



make honey



to market



Pick apples



Cabbage grew



feathers




baby ox



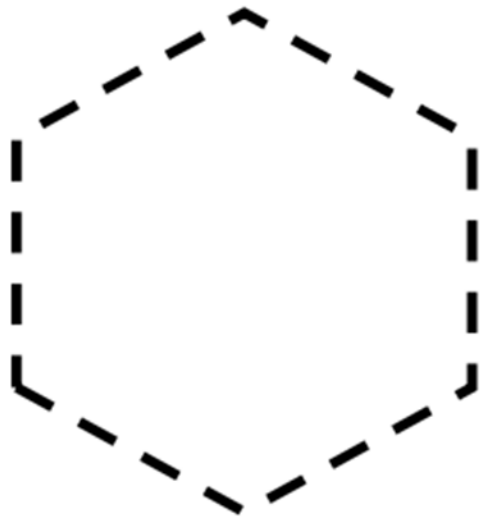
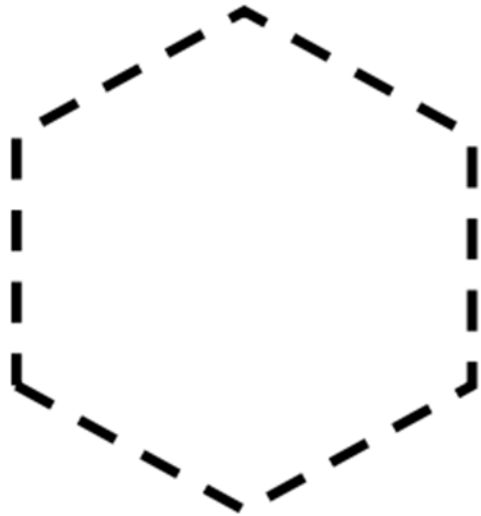
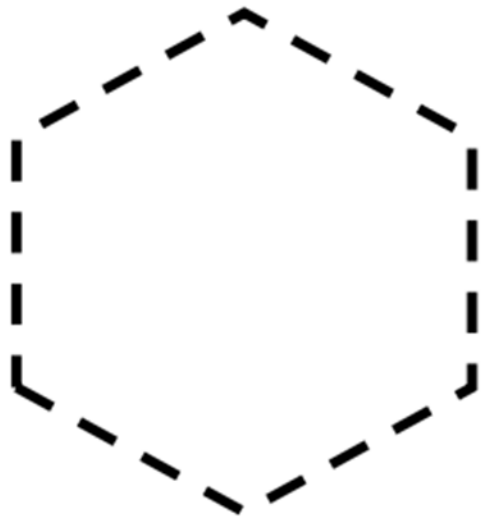
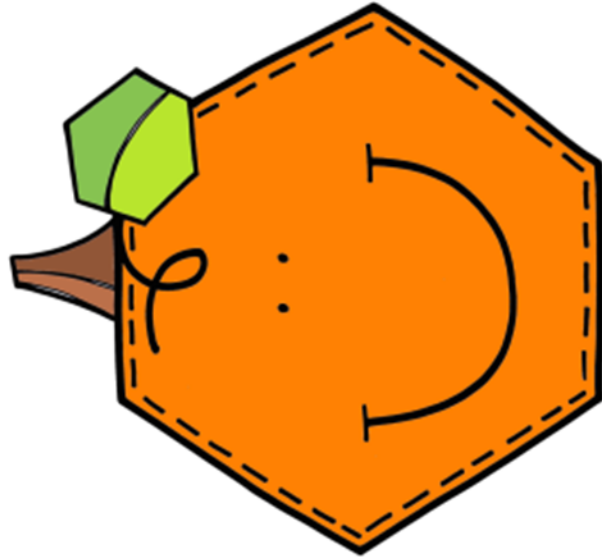
maple sap

9





Trace the shapes and add pumpkin faces.



hexagon

