

Weekly Lesson Plan Week 11, X-B

	Theme & Letter	Language & Literacy	Math	Color	Shape	ART	SCIENCE/ SOCIAL STUDIES	STORY Time
MON	Xx – Fox Decorate X with x's	X says /ks/ as in a water spray bottle Game: Words that end w/ x	Telling Time to the hour (simple, fox themed)	Introduce Pink	Heart –Art project has hearts today	Heart Fox Craft	All about Foxes	A Fox Found a Box by Ged Adamson
TUE	Yy – Yes (learn to spell yes/no) Decorate Y with “yes”	Y says /y/ as in yell Blending: ya, ye, yi, yo, yu	Guess and write a number 1-10 Ask, Is your number __? Yes/No	Pink	Is it a ____ (shape)? Yes/No (Hold up different shapes)	Can you make art with milk? “Yes!”	Science behind the Art project (milk art)	Yes Day by Amy Krouse Rosenthal
WED	Zz – Zoo Decorate letter Z with zebra stripes	Z says /z/ as in bee sound Play animal charades Blending za, ze, zi, zo, zu	Zoo animal patterns	Color by Number animals	Heart Tracing pumpkin sheet	In my Zoo, I would have a ___. Draw picture and cover with popsicle stick “cage.”	Social Studies - Zoo map skills Left/Right poem	Never Play Music Right Next to the Zoo by John Lithgow
TH	Aa – Alligator Decorate A like an alligator	A says /a/ as in achoo Vowel A	More/Less Alligator	Row Row Row Your Boat (with a twist)	Parallelogram – introduce	Science: All About Alligators	Alligator craft	Five Little Monkeys Sitting in a Tree
FRI	Bb–Birds Decorate like a bird	B says /b/ as in bubbles Blending: ba, be, bi, bo, bu	Bird Addition	Flap Your Wings song	Parallelogram - trace	Science: Explore Bird Beaks	Binoculars (2 toilet rolls) Common Bird Identification	Are You My Mother? By P.D. Eastman

Supply List:

(You do not need to buy these things. This list is for your convenience in case you want to do any of the activities I demonstrate at home. I try to use common household items, so you won't have to buy many things. You may want to stock up on common art supplies such as glue, construction paper, and washable paint.)

Monday –

Heart fox printable or other paper to cut, scissors, glue



Tuesday –

Markers, milk and food coloring

Wednesday –

Black paint, q-tip, popsicle sticks and paper



Thursday –

Green paper, glue, scissors


Friday –

Blue paper or feathers, glue, 2 toilet rolls, tape, stickers (optional)











Heart Fox

<http://www.housingaforest.com/heart-fox-craft/>





housingaforest.com

Circle or stamp the picture that completes the patterns of the zoo animals.

Trace the shapes
and add pumpkin faces.

heart



Cards for Animal Charades- Page 2 (Zoo Animals)



lion



giraffe



hippo



alligator



bear



elephant



monkey



snake



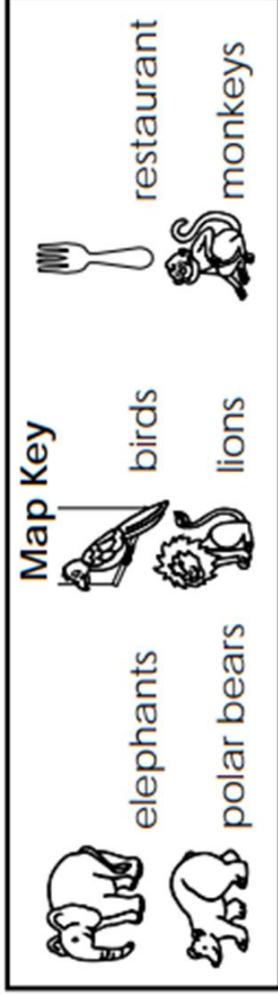
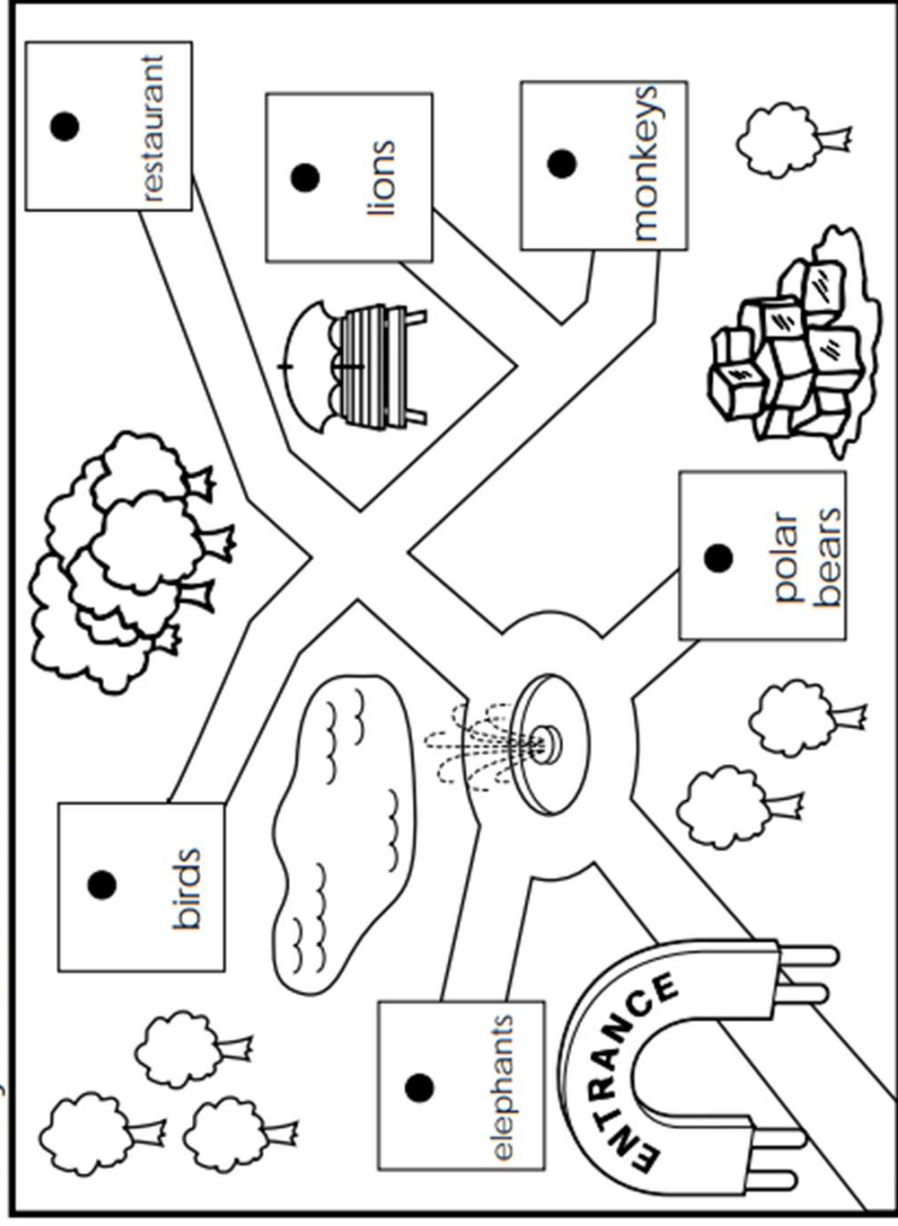
tiger

Name _____

Using map symbols


A Trip To The Zoo

Follow your teacher's directions.

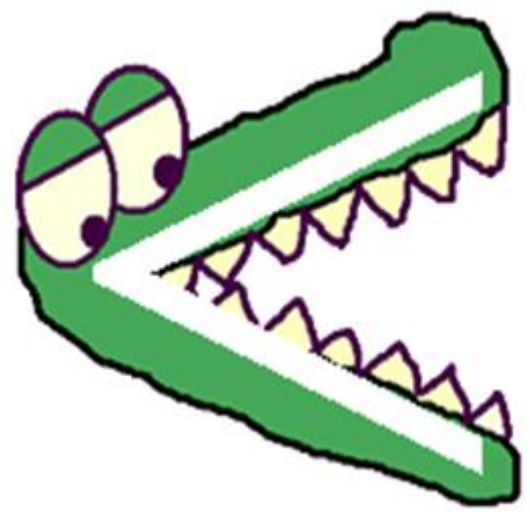



Bonus Box: Color each symbol on the map key to match the symbols on the map.

© The Education Center, Inc. • www.themailboxcompanion.com • Feb/Mar 2003








Math Addition



+




+



+



+



+



4

2

6

8

10