

Weekly Lesson Plan Week 10, S-W

	Theme & Letter	Language & Literacy	Math	Color	Shape	ART	SCIENCE/ SOCIAL STUDIES	STORY Time
MON	Ss – Senses Decorate S with eyes, noses, mouths, hands...cut from magazines	S says /s/ like a snake Blending: sa, se, si, so	Introduce number 10	Introduce Gray	Introduce Octagon	Mr. Potato Head craft	Science: Learn about the Five Senses Guess the Sound game	The Story of Ferdinand
TUE	Tt – Teeth Decorate T with toothbrush painting	T says /t/ as in a ticking clock Blending: sa, se, si, so	Number 10	I Spy Gray game	Octagons in everyday life (pictures will be shown in class)	Happy Tooth craft	Science: All About Teeth Experiment- Elephant Toothpaste Song-Brush Your Teeth	Maisy, Charley and the Wobbly Tooth by Lucy Cousins
WED	Uu – Up (Growing Up) Decorate U with arrows pointing up	U says /u/ as in a tummy ache Vowel People – Mr. U	Count 10 Sequencing (How we grow sheet)	Gray – grandparents/ gray hair	Octagon with popsicle sticks	Popsicle stick picture frame	Science: Growing up *Bring a baby picture to share with the class, if you want to	When I Grow Up (Peppa Pig)
TH	Vv – Vroom (Transportation) Decorate V with tire tracks	V says /v/ as in vroom Vroom song Blending va, ve, vi, vo, vu	Ten Frame Schoolbus	Gray - roads	Road Signs – Octagon stop sign, Triangle warning sign, Pentagon school ahead sign, Rectangle hospital sign	Car Wash craft	Explore science with ramps	Pete the Cat Go Pete Go
FRI	Ww–Water Decorate with watercolor	W says /w/ as in wake up Wake up Game Blending: wa, we, wi, wo, wu	Feed the shark – Subtraction (Boom cards game in class)	Review colors	Review shapes	Ocean in a bottle craft	Water Cycle	Water Up, Down and All Around by Natalie Rosinsky

Supply List:

(You do not need to buy these things. This list is for your convenience in case you want to do any of the activities I demonstrate at home. I try to use common household items, so you won't have to buy many things. You may want to stock up on common art supplies such as glue, construction paper, and washable paint.)

Monday – green and brown construction paper, Mr. Potato head printables (or draw them)

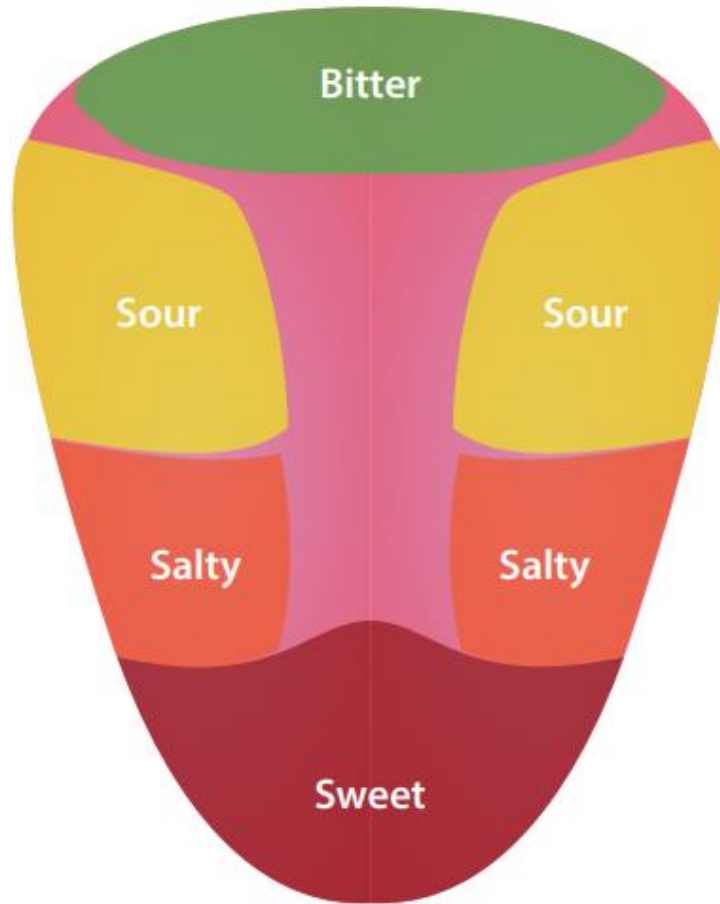
Tuesday – 2 pieces of white paper, glue/staple, string, markers, eyes (optional)

Wednesday – *Bring a baby picture to class, 4 popsicle sticks, glue, things to decorate the frame

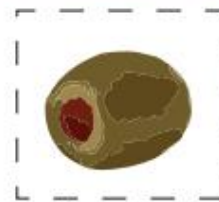

Thurs – Hot wheel car, black paint, small box, car wash printable (or simply cut lines in paper), Scissors, tape or glue

Friday - Water bottle, blue food coloring (optional), items for bottle such as beads/glitter/shells




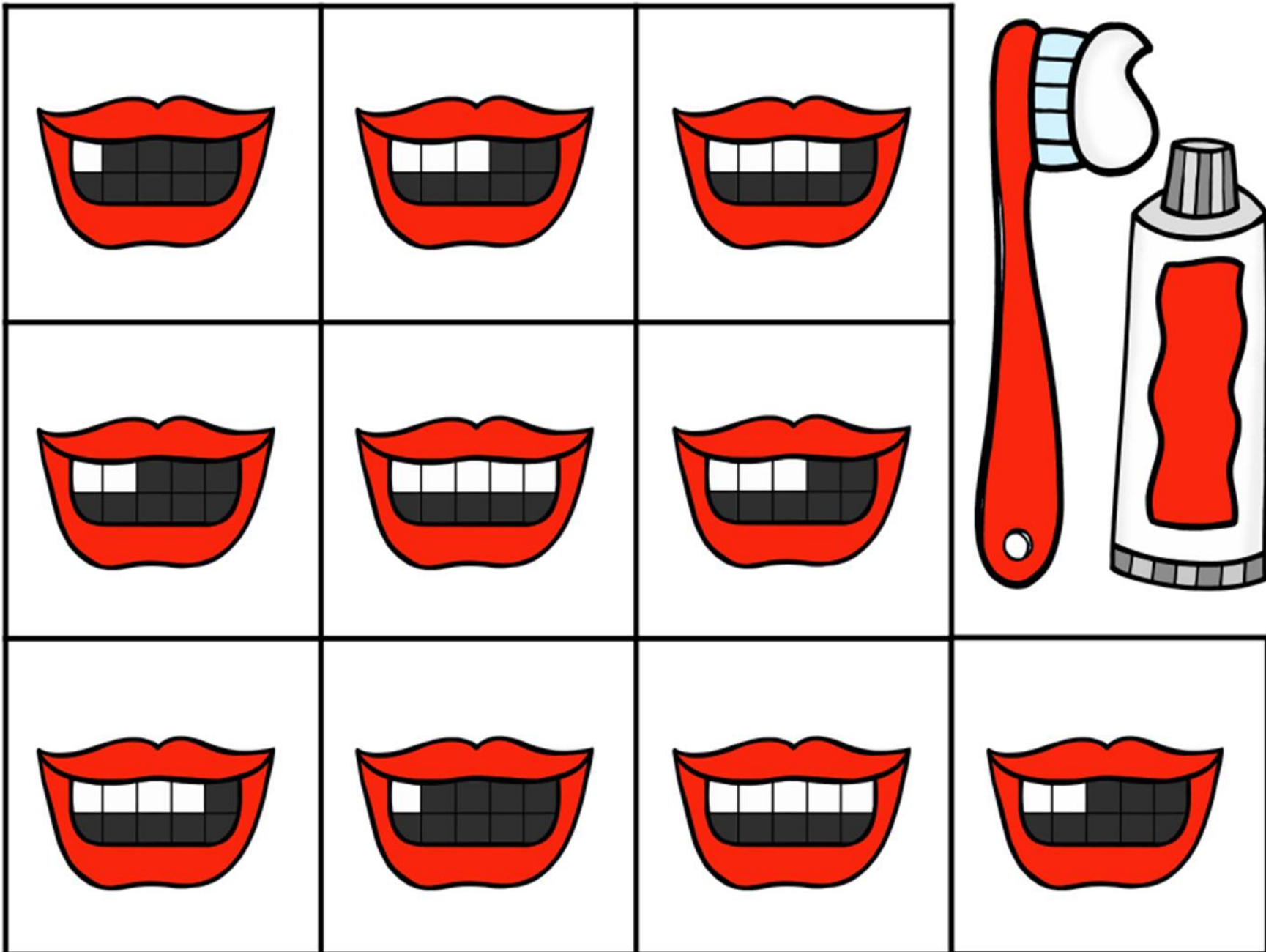


Cut out the food and paste it onto the tongue above.



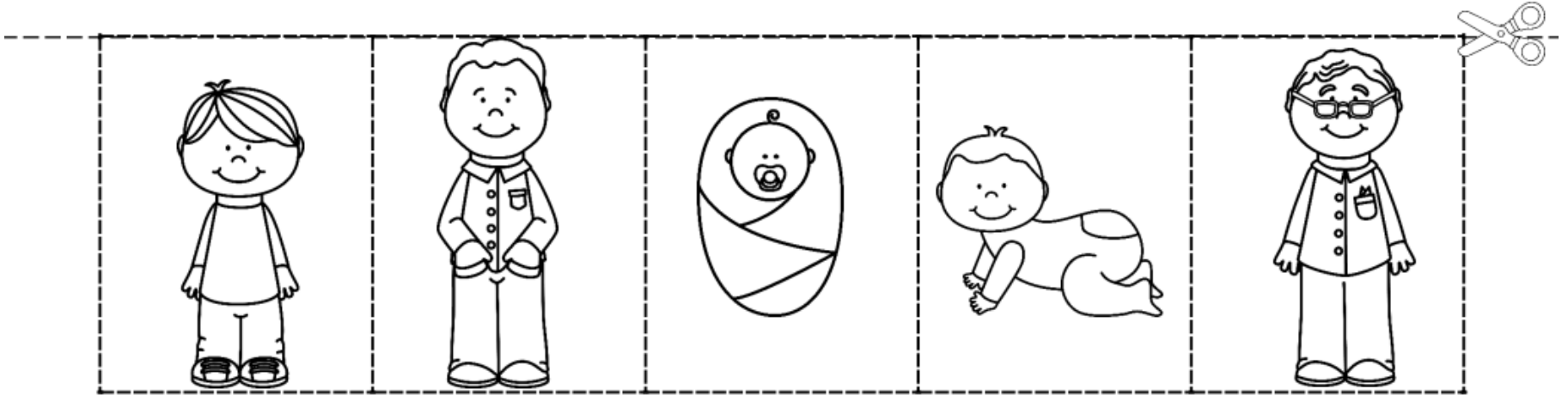
51





How Do We Grow?

1.	2.	3.	4.	5.
----	----	----	----	----



How Do We Grow?

1.	2.	3.	4.	5.
----	----	----	----	----



10-Frames Cut and Paste

Paste the kids into the 10-frames according to the number on top of the school bus.

