

# Weekly Lesson Plan Week 8, I - M

	Theme & Letter	Phonics & Reading	Math	Color	Shape	Science /Social Studies	ART	Story time
<b>MON</b>	I is for Iguana Decorate I with green like an iguana	I says /i/ as in icky sticky lollipop  Vowel I	Introduce number 8 Iguana Measuring sheet	Brown – Introduce with the color song	Pentagon – Introduce with the shape poem	All About Iguanas	Iguana paper craft	Me Too Iguana
<b>TUES</b>	J is for Jokes Decorate J with jelly bean (print or draw)	J says /j/ as in jump Blending: ja, je, ji	Review number 8 Jelly Bean graphing (on screen activity)	Brown	Pentagon - happy face coloring page	Homemade slime experiment	Crazy Glasses craft	Get the Giggles by Scholastic
<b>WED</b>	K is for Keys Decorate K with tin foil pieces like a silver key	K says /k/ as in kick (get a visit from Kermit) Blending: ka, ke, ki	Count 8 Count 8 keys Ordering by size (on screen activity)	Brown	Pentagon	How keys are made	Old Key Necklace craft	The Key Keeper Lost His Keys" by Alyssa Liang
<b>THURS</b>	L is for Leaves Decorate L with leaves	L says /l/ as in leaves Blending: la, le, li	Review writing number 8 Count & Color sheet	Brown Look at brown leaves	Pentagon	Why do leaves change color? (A Leaf Identification poster has been included for you.)	Paper bag fall tree craft	Fletcher and the Falling Leaves by Julia Rawlinson
<b>FRI</b>	M is for Moose Decorate M with markers	M says /mmm/ as in eating something yummy Blending: ma, me, mi	Roll and add blueberries (sheet) Favorite Muffin Poll	Moose are brown - look at pictures	Review shapes learned so far	All About Moose	Paper plate Muffin craft	If You Give a Moose a Muffin book by Felicia Bond

## Supply List:

(You do not need to buy these things. This list is for your convenience in case you want to do any of the activities I demonstrate at home. I try to use common household items, so you won't have to buy many things. You may want to stock up on common art supplies such as glue, construction paper, and washable paint.)

Monday – iguana printable, green crayon, red paper (tongue), scissors, glue




Tuesday – Glasses printable (either printed on cardstock or glued to cereal box cardboard), markers, glue or tape



Wednesday – yarn or string, drinking straw (cut into pieces), old key



Thursday – paper bag, red/yellow/orange paper, scissors, glue



Friday – paper plate, brown paper, construction paper for muffin cup, scissors, glue



# Iguana Inches

**EXPLAIN** - Rulers help measure how long an object is.


**HELP** - Cut out pieces.

**CHILD** - Take the ruler and measure different objects.

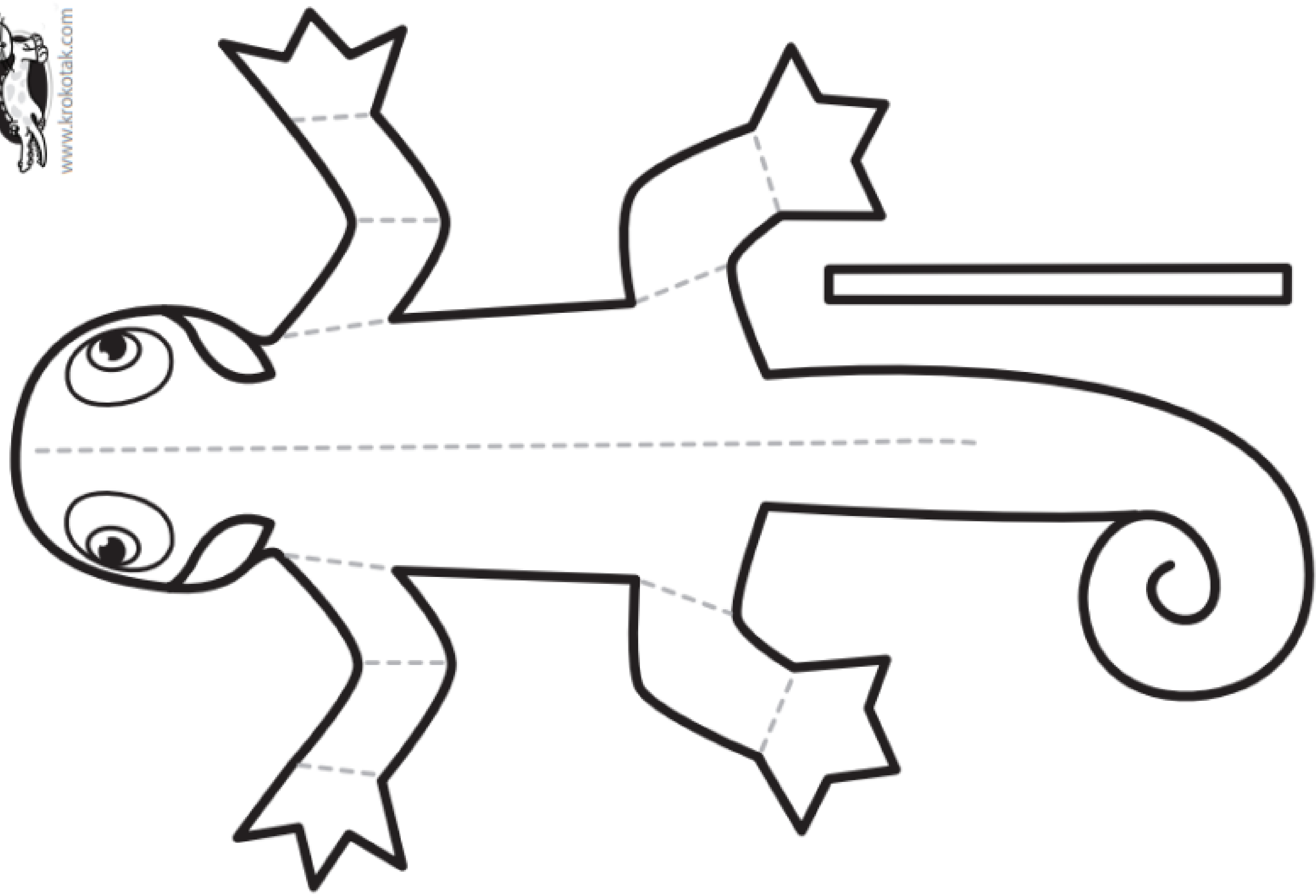
- Color in the leaf that matches how long the object is.




Copyright Homemade-Preschool.com

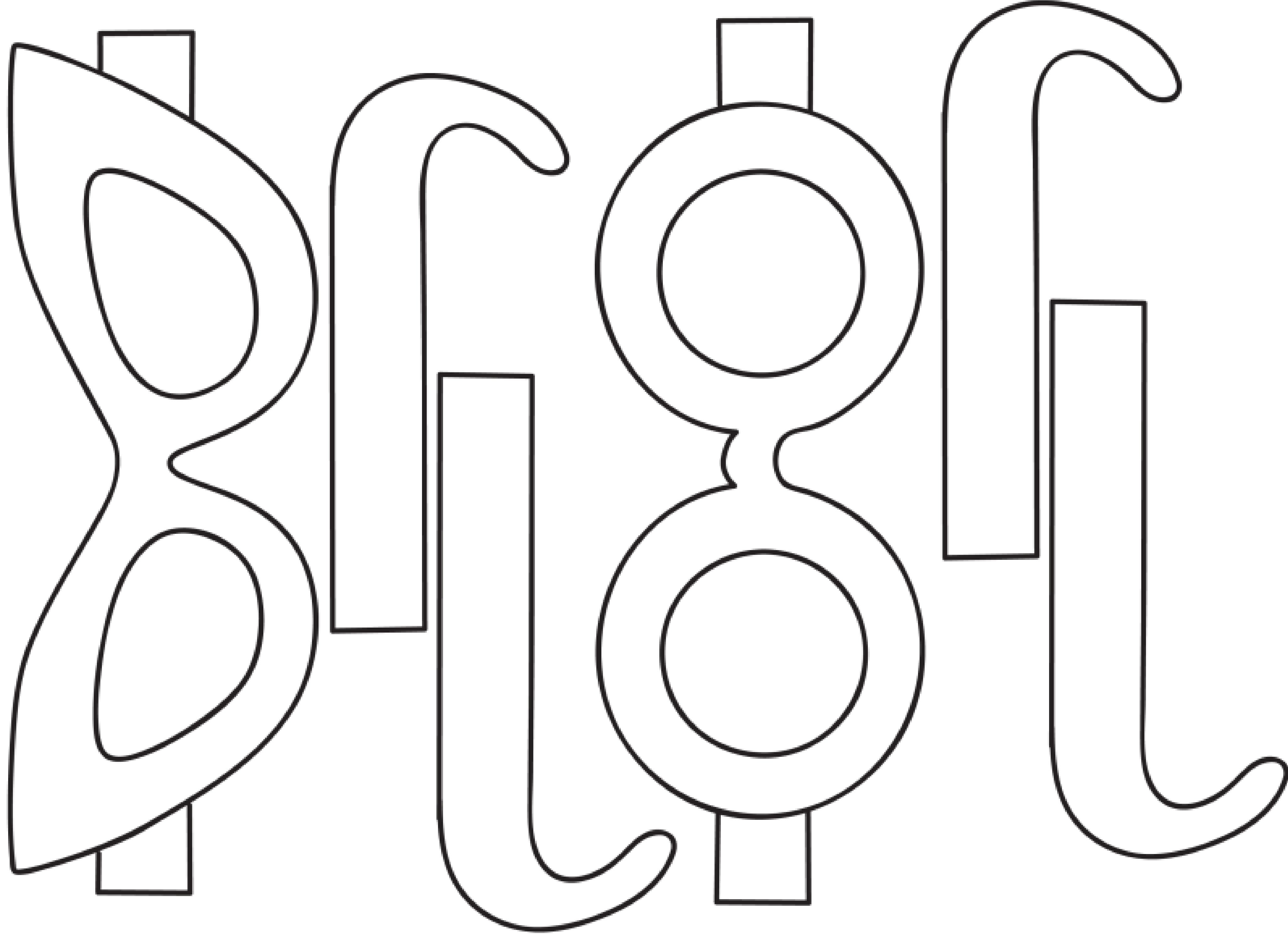


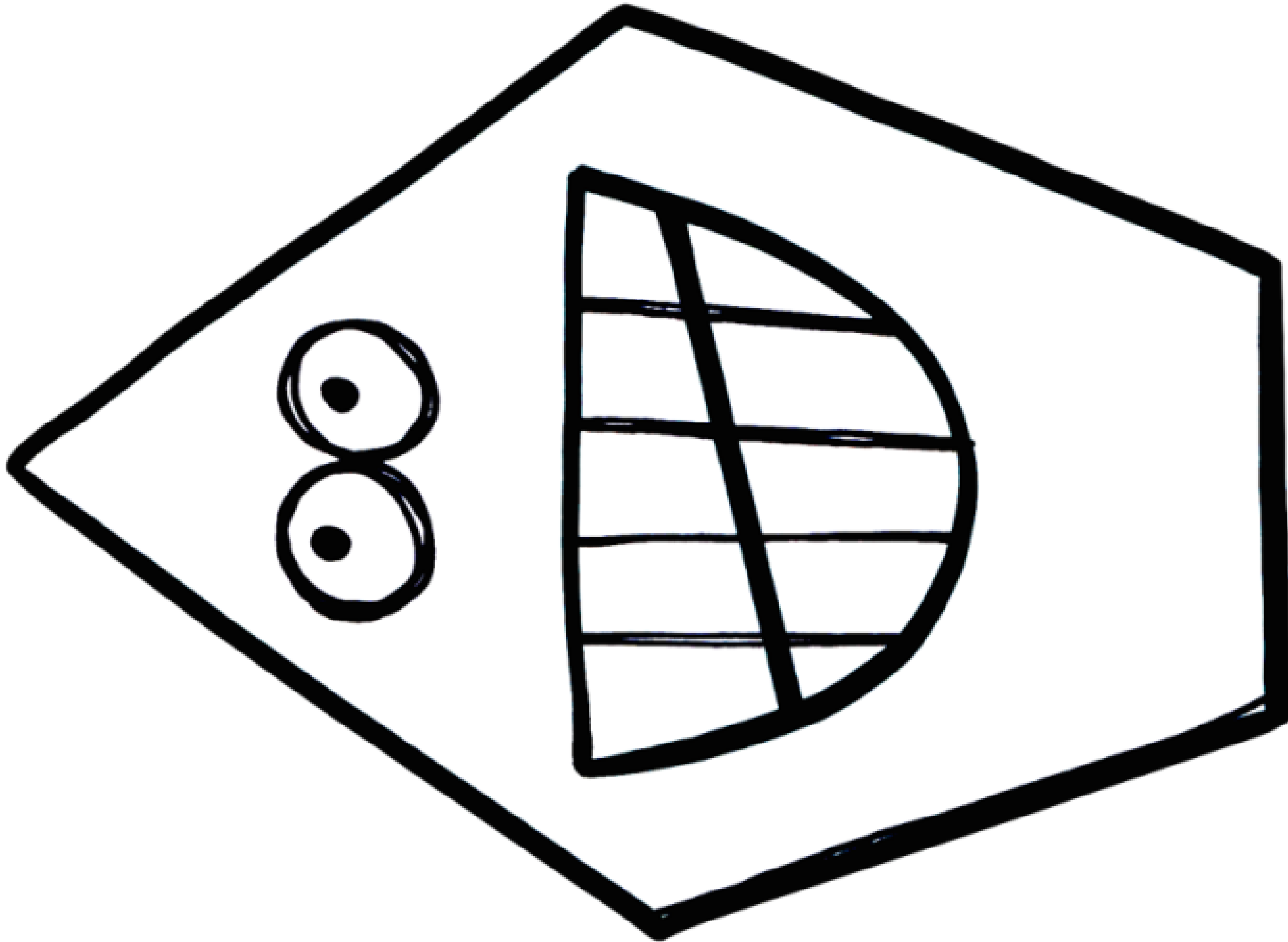
Copyright Homemade-Preschool.com



# Decorate letter J with jellybeans










# Count and Color





# Leaf Types

There are many types of leaves. Go outside and see if you can find any of these leaf shapes.



**Elm**



**Poplar**



**Walnut**




**Birch**



**Maple**



**Oak**



**Willow**



**Ash**



**Beech**

# Muffin Math

ROLL AND PLACE THAT MANY BLUEBERRIES ON THE MUFFIN

