

Weekly Lesson Plan Week 7, D-H

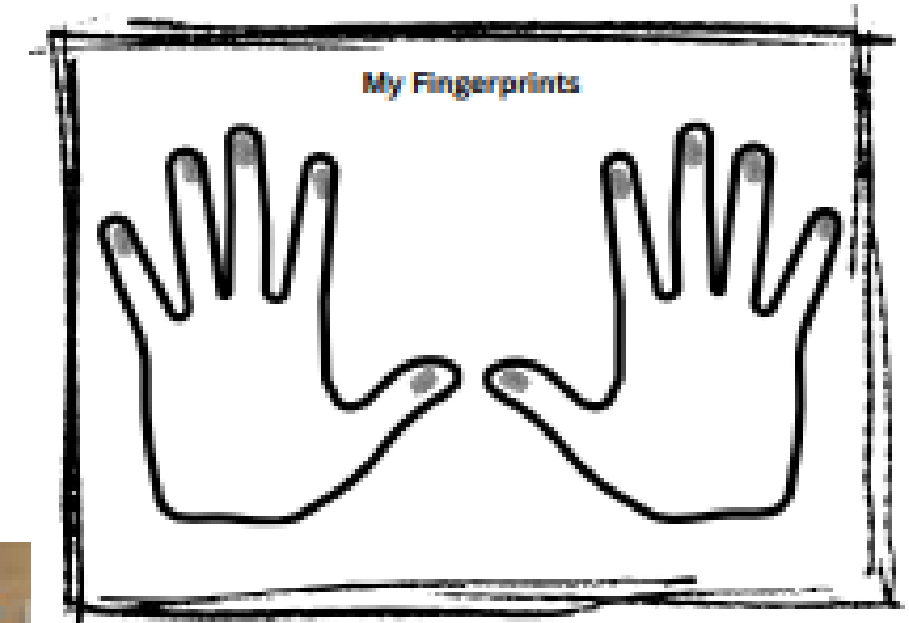
| | Theme & Letter | Phonics & Reading | Math | Color | Shape | Science /Social Studies | ART | Story time |
|--------------|--|---|--|---|--|---|--|--|
| MON | D is for Detective Decorate D with dog footprints with 1 large black circle and 4 small circles | D says /d/ as in knocking on the door Everyone will get a turn for us to "visit" them | Introduce number 7 Count 6 footprints/ clues | Purple – Introduce with the color song | Trapezoid – Introduce with the shape poem | Using a Magnifying glass – explore leaves, a bug, etc. Fingerprint detective activity; enlarge fingerprint with a balloon | Fingerprints (use the sheet provided or trace your own hand) | Detective Dog and the Disappearing Donuts |
| TUES | Ee – Envelope (Letters) Decorate E with stamps (printable) OR stickers | E says /e/ as in "Eh, what'd you say?" Vowel e | Review number 7 Count 7 envelopes | Purple | Trapezoid - Poor poor trapezoid poem | How Mail Works – getting mail from place to place, Post Office, etc. | Envelope letter E art (glue 4 long envelopes like letter E) | Millie Waits for the Mail by Alexander Steffensmeier |
| WED | Ff – Fire Safety Decorate F with red, yellow, orange paper bits or crayons | F says /f/ as in firefly Fire Safety find the letter F's sheet | Count 7 Patterns fire safety sheet | Purple | Trapezoid – Build a trapezoid with popsicle sticks | Discuss fire and fire safety. Experiment-put out a candle by placing jar on top | Paper plate fire hat | Pete the Cat, Firefighter Pete by James Dean |
| THURS | Gg – Garbage (Recycling) Decorate G with garbage (candy paper, gum wrappers, bits of paper...) | G says /g/ as in gulping Introduce Blending: ga, ge | Review writing number 7 Sizes-Small, Medium, Large Garbage Truck sheet | Purple –mix red and blue to make purple | Trapezoid - Trace Trapezoids sheet | Landfills and Recycling and Composting | Garbage truck box | I Stink by Kate and Jim McMullen |
| FRI | Hh – Hats Decorate H with happy face stickers | H says /h/ as in running and breathing hard. Blending ha, he | Review Number 7 - count 7 hats | Review all colors | Trapezoid - show a newspaper hat | Science experiment - Party Hat volcano | Paper Hat – decorate | Old Hat, New Hat by Jan and Stan Bernstein |

***Wear a hat on Friday!

Supply List:

(You do not need to buy these things. This list is for your convenience in case you want to do any of the activities I demonstrate at home. I try to use common household items, so you won't have to buy many things. You may want to stock up on common art supplies such as glue, construction paper, and washable paint.)

Monday – Black paint OR stamp pad OR marker, hands printable OR trace your hands on paper



Tuesday – 4 envelopes, 2 pieces of construction paper (any color), glue



Wednesday – Paper plate, red crayon, scissors



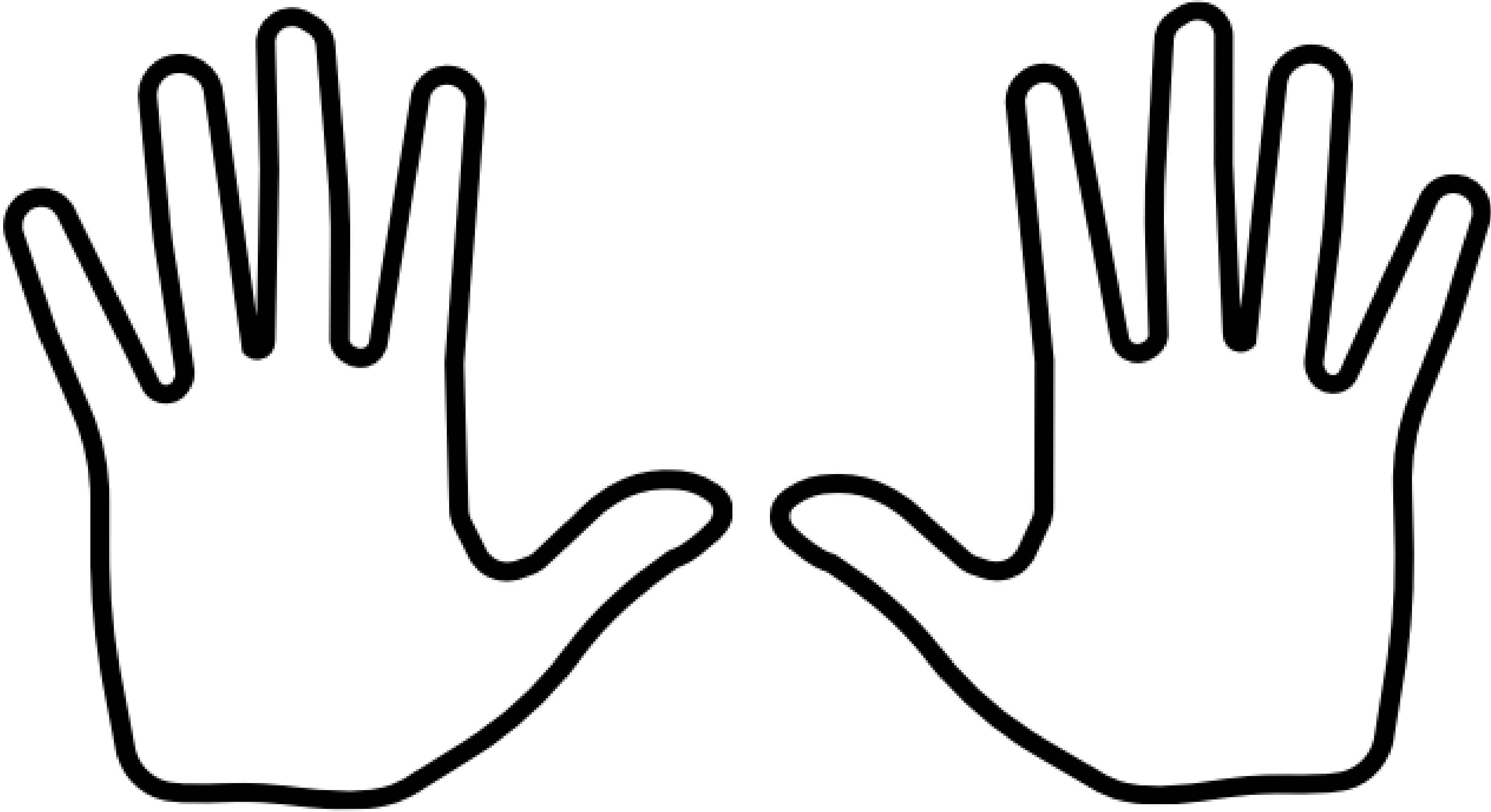
Thursday – medium sized box OR laundry basket, garbage truck printable, glue







Friday – Hat printable, items to decorate hat (such as sequins, glitter, feathers, etc.), glue




My Fingerprints



Decorate letter E with stamps.



It's important to learn about fire safety. You should never, ever play with fire. Circle the picture below that you should NOT play with.



Help the firefighter find the firetruck by following the letter F.

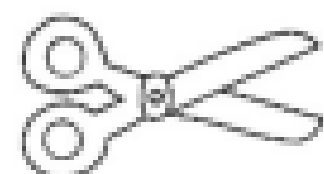





| | | | | |
|---|---|---|---|---|
| F | R | V | A | P |
| F | F | F | F | C |
| P | T | F | Y | F |
| C | D | F | W | V |
| A | W | F | F | F |












Name _____

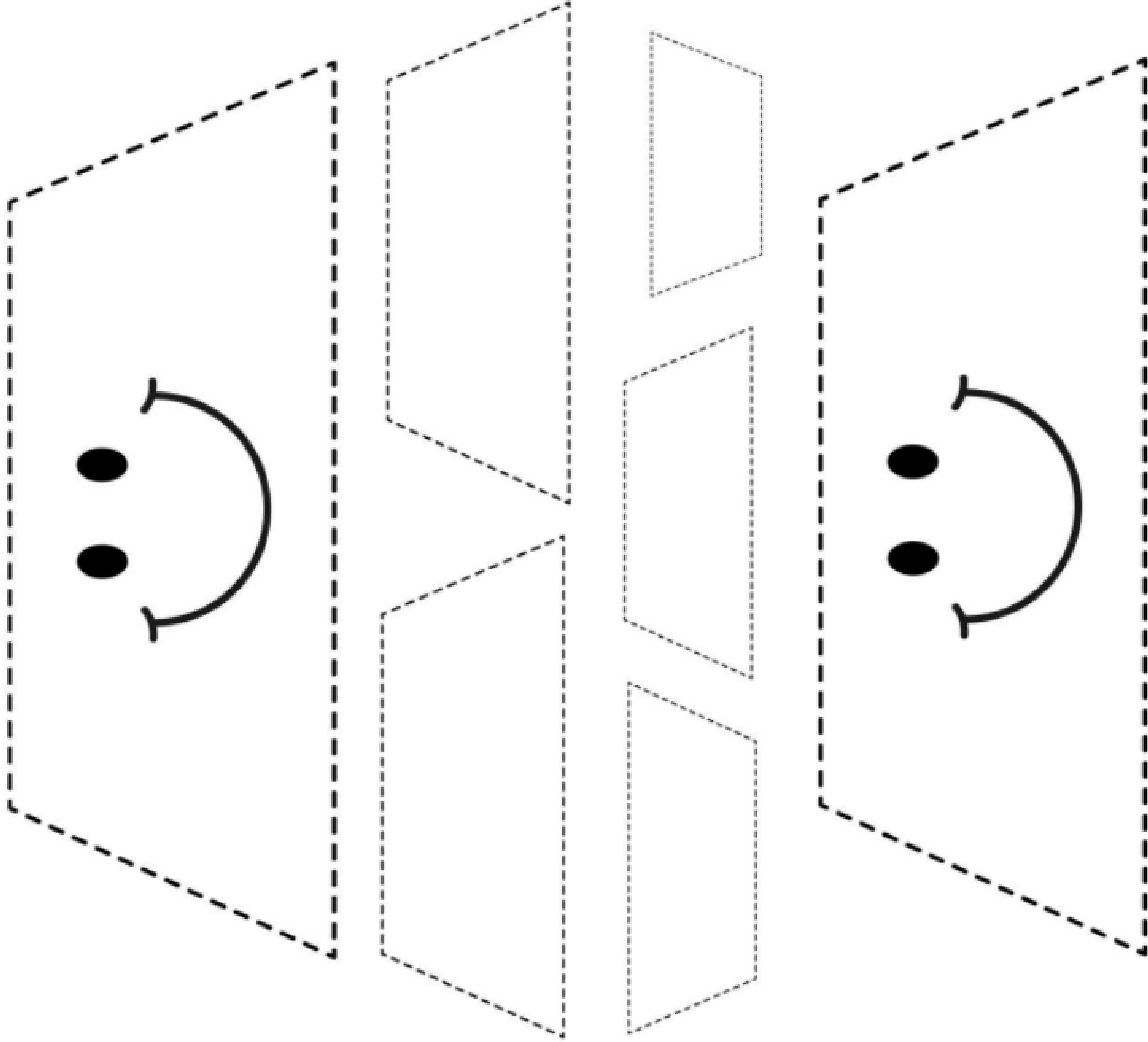
What Comes Next



Color all the large garbage trucks yellow.
Color all the medium garbage trucks blue.
Color all the small garbage trucks green.



Trace the trapezoids:



How many did you trace? _____

