

Weekly Lesson Plan Week 1, A-E


	Theme & Letter	Language & Literacy	Math	Color	Shape	ART	SCIENCE/ SOCIAL STUDIES	STORY Time
MON	Aa - Apples Decorate A red with black seeds cut from construction paper	A says /a/ as in achoo Introduce Vowel Person Baby A	Introduce number 1 Count 1 apple Write number 1 One to one Correspondence	Red like an apple Color song: RED, red. RED, red. I can spell red. I can spell red. Firetrucks are red. Stop signs are red too. RED, RED.	Circle – Suzie Circle poem	Apple stamping	Dissect an apple and label the parts	Max and Mo Go Apple Picking by Patricia Lakin
TUE	Bb – Bears & Camping Decorate B w/ fork (bear claws)	B says /b/ as in bubbles	Find and color the number 1 bear themed sheet	Red (repeat song) I Spy game	Circle - Draw a bear with circles	Tissue box bear cave	Bear blubber Science experiment	Scare a Bear by Kathy -jo Wargin
WED	Cc – Cows Decorate letter C with cut paper (tiny pieces of paper cut and glued on)	C says /c/ as in cut Beginning sounds	Farmer Brown Count and Write 1 sheet	Red (repeat song) Moo when you see something red	Circle – show a pail; point out the top/bottom are circles	Cow crown	Milk molecules Science experiment	The Cow Said Neigh by Rory Feek
TH	Dd – Dinosaurs Decorate D with dots (dot stickers)	D says /d/ as in knocking on the door Dinosaur Rhyming words	Drive the Jeep to find the dinosaur Number 1 Practice sheet	Red (repeat song)	Circle – like the dots we used to decorate letter D	Playdough dinosaur fossils	Dinosaurs in lava Science experiment	Danny and the Dinosaur by Syd Hoff
FRI	Ee – Eggs Decorate E with egg shells	E says /e/ as in “Eh, what’d you say?” Introduce Vowel Person Old Man E	Counting Eggs Interactive game	Review (Each week, we will review any colors/shapes we have learning in past weeks)	Review (Each week, we will review any colors/shapes we have learning in past weeks)	Egg maraca	Parts of an Egg Science activity	Eggs and Legs by Michael Dahl

Supply List:

(You do not need to buy these things. This list is for your convenience in case you want to do any of the activities I demonstrate at home. I try to use common household items, so you won't have to buy many things. You may want to stock up on common art supplies such as glue, construction paper, and washable paint.)

Monday –

black construction paper seeds, glue, apple, red paint, Parts Of An Apple worksheet



<https://www.creativelittleexplorers.com/parts-of-an-apple/>

Tuesday –

plastic fork, brown paint, empty Kleenex box or any small box, bear coloring page, brown crayon, Ziploc bag, Crisco, ice

Wednesday –

paper, scissors, glue, cow headband pattern sheet or use white paper and black paint to make your own, milk, food coloring, dish soap, plate



Thursday –

dot stickers or markers, shallow dish, baking soda, vinegar, eye dropper or straw, small dinosaur toys, playdough




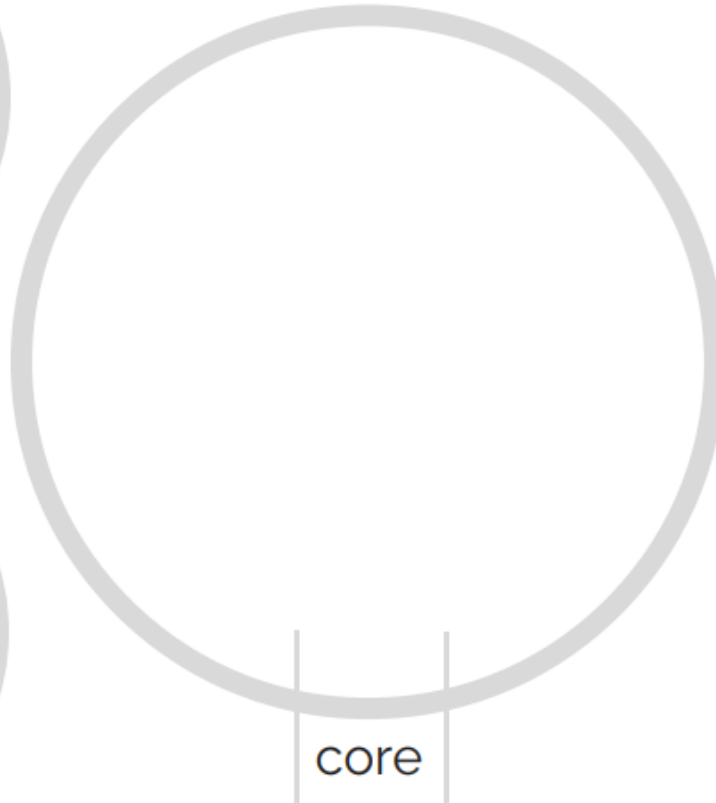
<https://modernpreschool.com/dinosaurs-in-lava-science/>

Friday – egg shells, glue, plastic egg, masking tape, markers, 2 plastic spoons

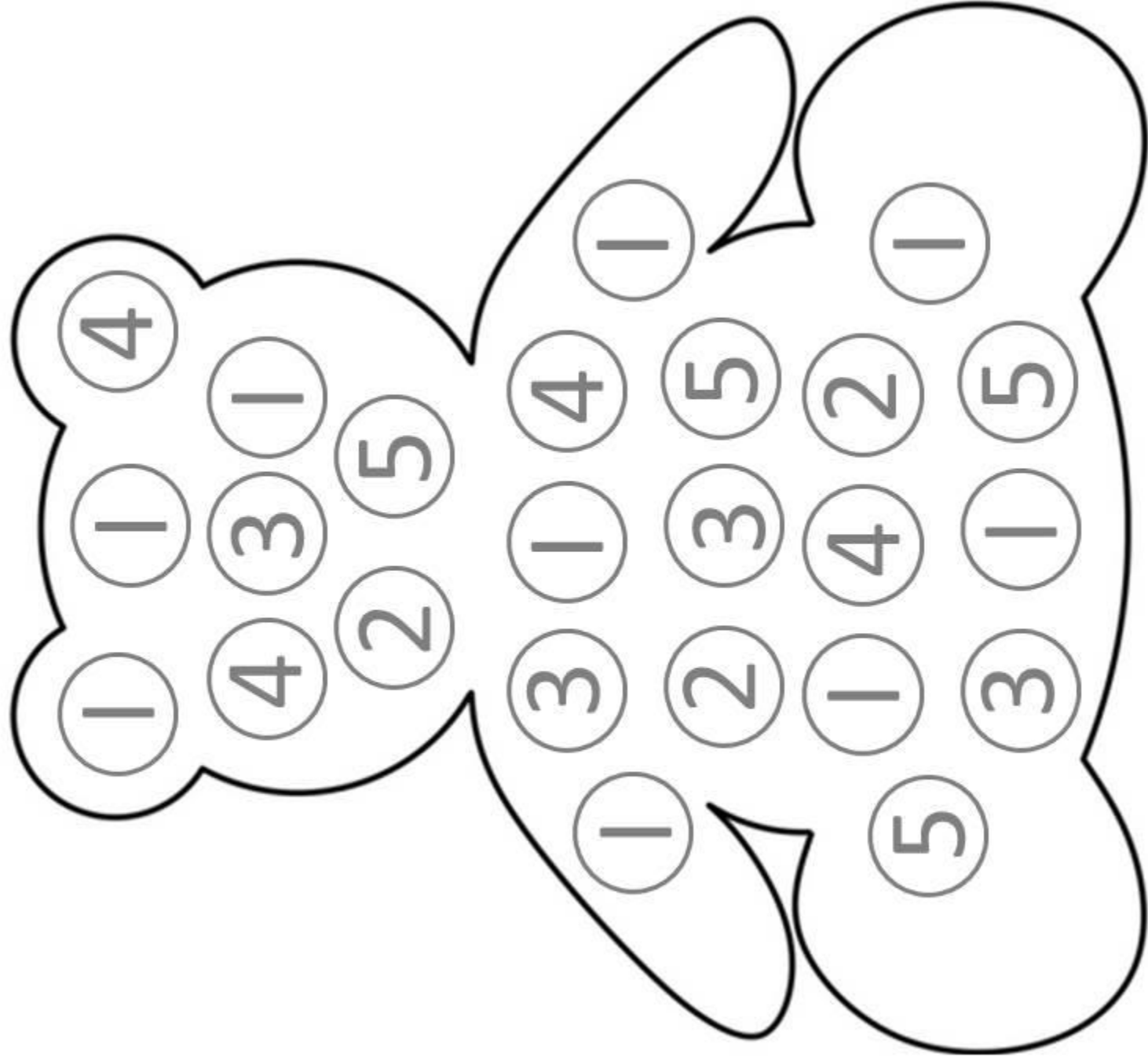


<https://www.madeeveryday.com/tutorial-easter-egg-maracas-for-cinco-de-mayo/>




PARTS OF AN Apple



Find and color all the number 1s.






Bear for Kleenex box Art project. Choose the size that works best for the box you have.


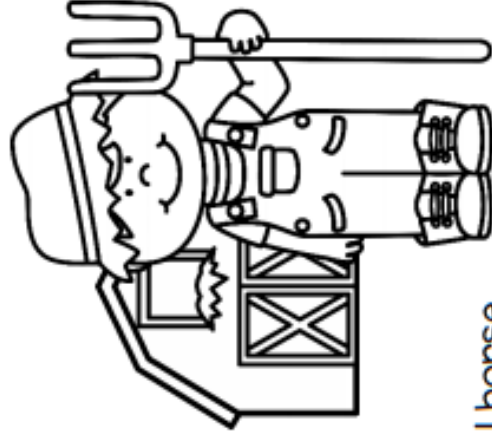


Source:
https://www.etsy.com/listing/449290392/cow-paper-hat-crown-color-and-color-your?transaction_id=2582101484

- INSTRUCTIONS:**
1. Print on cardstock.
 2. Cut outline of all 3 shapes.
 3. Tape/glue side pieces to main center piece.
 4. Measure head and cut off excess.
 5. Tape/glue ends together.



Farmer Brown can count to...



one


1 horse



one one

1 dot

Draw 1 thing



Name _____

Date _____

Number Practice

Directions: Help the tractor get back to the barn by following the ABC's.



— |

|

|

2

3

4

5

|

|

|

2

3

4

5

|

4

|

|

|

|

2

|

3

4

5

|

|

4

5

2

|

2

3

4

5

|

|

|

|

