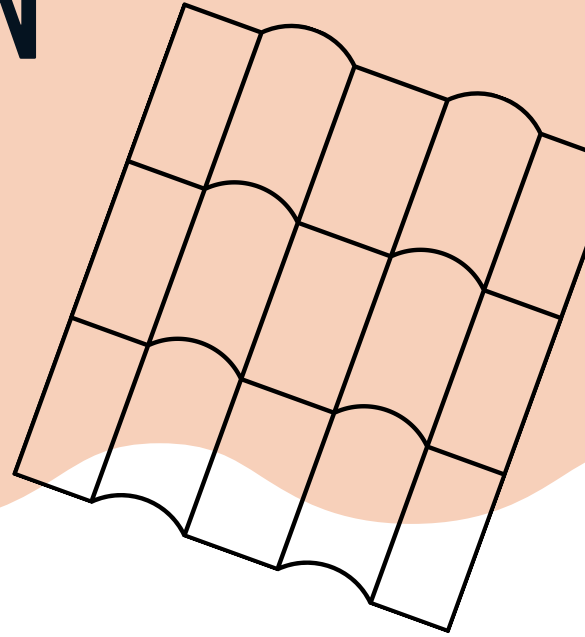


# JESUS HEALED MAN LOWERED FROM ROOF

Sunday School Lesson



## **Create Curiosity:**

Have students wiggle fingers, bend elbows, reach up high, nod head, rotate ankles, bend knees, walk in place... Explain that in today's lesson, a man could not walk.

---



## **Teaching Time:** Mark 2: 1-12

One day, Jesus was teaching in a house. More and more people came to hear him. The house became very crowded. There was no more room, not even at the door.

[Have children stand and huddle close together. Point out how crowded it is.]

Some men wanted to bring their friend who could not walk to Jesus to be healed. They brought their friend on a cot, but it was too crowded for them to get in to Jesus.

They had an idea. They went onto the roof of the house, removed some tiles and lowered their friend in front of Jesus. [Lower a cardboard cot on string with toy doll down using simple pulley that has been duct taped to ceiling.]

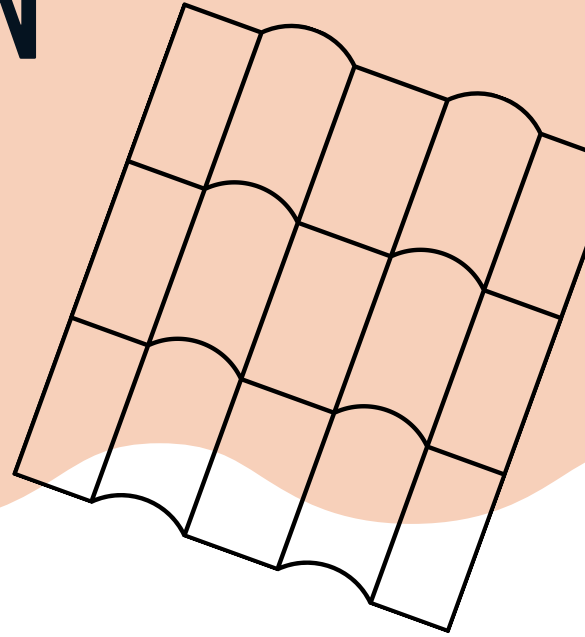
When Jesus saw the man's faith, He told him... Read Mark 2: 5.

Jesus told the man, "Rise, pick up your bed, and go home," (verse 11).

Jesus could forgive sin and heal!

# JESUS HEALED MAN LOWERED FROM ROOF

Sunday School Lesson



## Craft Corner:



Man on Mat (included with this resource)

Color and cut out the man. Glue him to the mat. Optional:  
Punch holes in the corners of the mat and add string.



## Sing a Song:

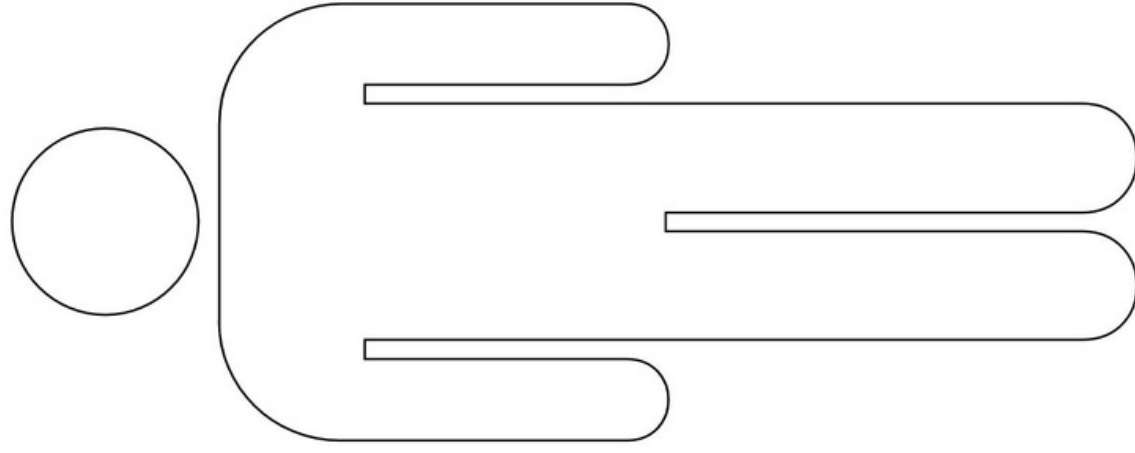
Jesus, You Have Power to Heal action song

<https://www.youtube.com/watch?v=EdaOGgFQDfU&t=2s>



## Group Game:

Provide enough towels so 4 children can share one. Allow them to grab a corner of the towel. Place a baby doll in the center of the towel. Children must walk and move their friend/doll to the spot you designate. Remind them not to drop their friend/doll.



Color and cut around the man. Glue him to the mat.  
Optional: Punch holes in the 4 corners of mat and add string.