

## Weekly Lesson Plan    **THEME: SPACE**

	Theme & Letter	Language & Literacy	Math	Music & Movement	ART	Story Time	Sharing Time
<b>MON</b>	Introduce the Space theme  R is for Rocketship  Letter sound Handwriting	Sh says /sh/ as in ship  Read: ship shop sham	Number order (on screen)	Countdown to Blastoff	Shape paper rocket	Edward Built a Rocketship by Michael Rack	What are some things in space?
<b>TUE</b>	A is for Astronaut  Letter sound Handwriting	Letter Recognition –Find the astronaut (on screen)	Space Ordinal Numbers (sheet)	Space Gross Motor Movement Cards	Space Playdough	Mousetronaut by Mark Kelly	Would you want to be an astronaut?
<b>WED</b>	S is for Stars  Letter sound Handwriting	Blending- Sa Se Si So Su	How Many More Stars Makes Ten (sheet)	Twinkle Twinkle, Little Star	Star Mobile	Curious George Discovers the Stars by H.A. Rey	Do you ever go outside and look at the stars at night?
<b>TH</b>	P is for Planets  Letter sound Handwriting	Count the Syllables - Space Themed Words (on screen)	Find, Count and Write sheet	Planet Song	Planet earth balloon stamping (or use ball)	Pete the Cat Out of This World by James Dean	Discuss the 9 planets.
<b>FRI</b>	C is for Constellations  Letter sound Handwriting	CVC Words - Space theme (on screen)	Counting to 10 and picking the correct number (on screen)	8 Planets Song	Paper Cup Constellation viewer	Peppa in Space by Scholastic	Show-n-tell

## Supplies: (optional)

### Monday

Decorate letter R like a rocketship using markers  
Copy of rocket shape sheet (or draw your own shapes),  
crayons/markers, glue, scissors



### Tuesday

Decorate A with tin foil like an astronaut  
Art – Space Playdough

#### Recipe

1 cup flour

1/2 cup salt

1/2 cup water

(add more water if it's too crumbly)



### Wednesday

Decorate S with star stickers  
Clothes hanger, string, yellow paper stars (or white)  
\*The picture shows the hanger has been decorated with pipe cleaners, but I will leave the hanger plain



### Thursday

Decorate P with tissue paper  
Art-Balloon or bouncy ball, paper plate, blue and green paint

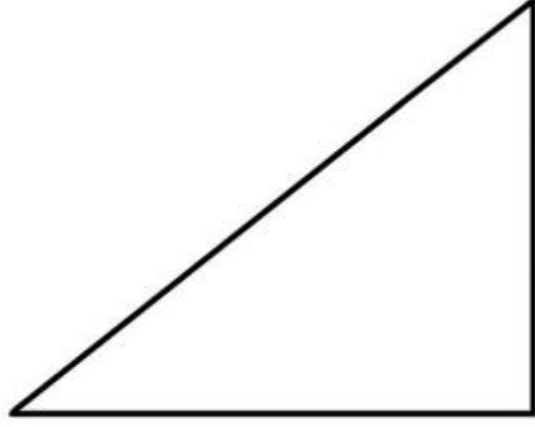
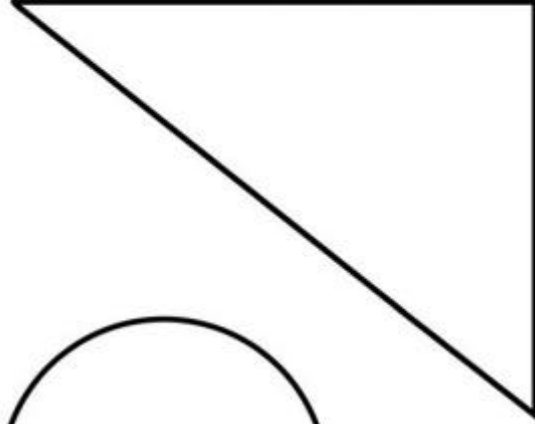

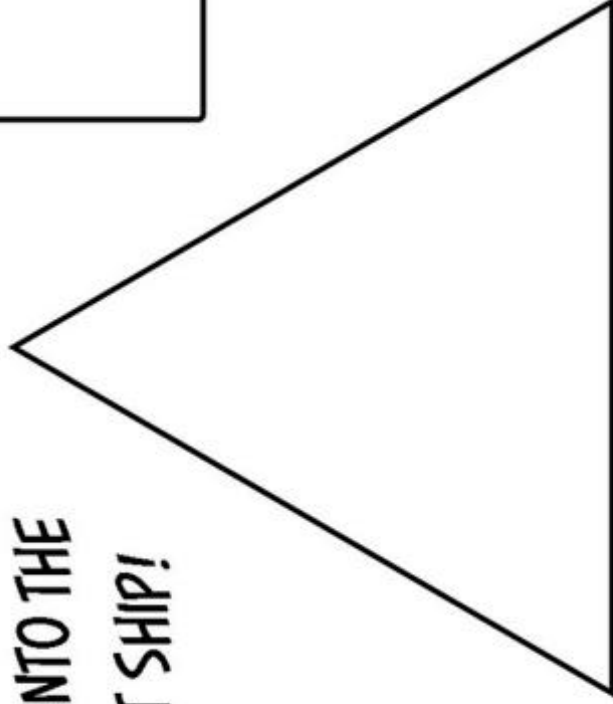


### Friday

Decorate C with black crayon and white paint dots using Qtip  
Art-paper cup (or toilet roll), thumbtack  
\*Parent will need to supervise the thumbtack



**COLOR IN THE  
SHAPES, THEN CUT  
THEM OUT AND GLUE  
THEM ONTO THE  
ROCKET SHIP!**



Date \_\_\_\_\_

Name \_\_\_\_\_


twinkl



## Space Ordinal Numbers

Colour and circle the correct space picture to show the ordinal number!

8th



5th



4th



3rd




1st



2nd



How many more stars do you need to get to 10?




6

4

7

©themeasuredmom.com

How many more stars do you need to get to 10?



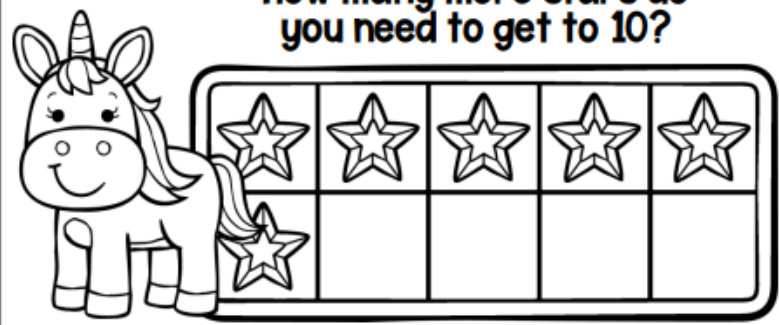
2

5

6

©themeasuredmom.com

How many more stars do you need to get to 10?



7

6

4

©themeasuredmom.com

How many more stars do you need to get to 10?



3


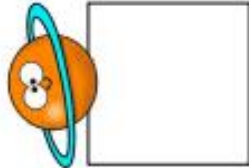



7

8

©themeasuredmom.com

# FIND, COUNT, AND WRITE

Directions: Count and write the total number of each item.

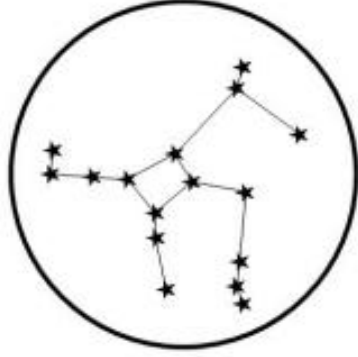


# Constellation Projector Templates

Orion



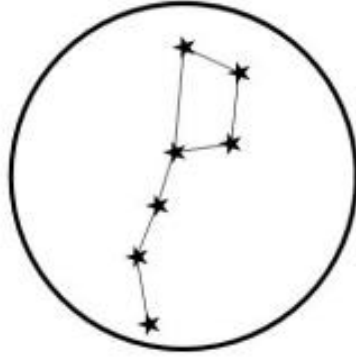
Hercules



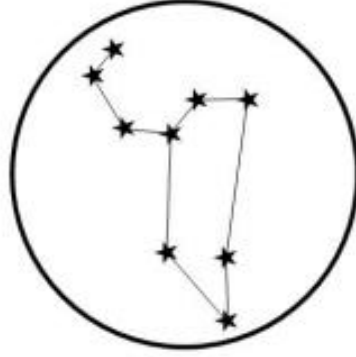
Perseus



Ursa Major: Great Bear  
(the Big Dipper)



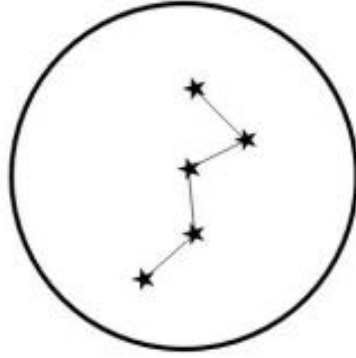
Leo



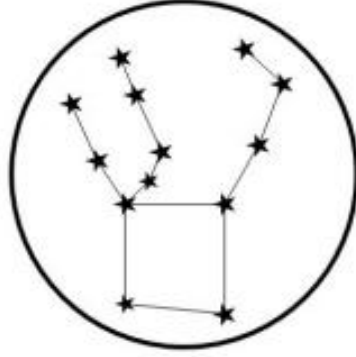
Scorpius



Cassiopeia



Pegasus



Canis Major: Great Dog

