

Weekly Lesson Plan THEME: Camping

| | Theme & Letter | Language & Literacy | Math | Music & Movement | ART | Story Time | Sharing Time |
|------------|---|---|---|---|---|--|---|
| MON | Intro to Camping theme T is for Tent Letter T sound Write letter T Decorate like tree | -ing sing wing ding king ring | Camping themed addition worksheet | A Camping We Will Go song/actions | Construction paper tent scene (see next page for picture) | Pete the Cat Goes Camping by James Dean | Have you ever been camping? |
| TUE | B is for Bird Letter B sound Write letter B Decorate w/ feathers | /ch/ as in chirp chip itch chap chat inch | Adding Birds worksheet | Fly Like a Bird song | Bird Watching Binoculars w/ toilet rolls | Curious George Goes Camping Margaret and H.E. Reyes | Rename all the birds we found i n class |
| WED | W is for Woods Letter W sound Write letter W Decorate brown | /ir/ like the growl of an animal such as a bear bird dirt firm stir | Measuring Marshmallows | Forest Dance | Woods at night Art project (black construction paper, glue brown tree trunks, use marshmallow to stamp leaves, add wiggly eyes) | Scare a Bear by Kathy-jo Wargin | How would you scare a bear? |
| TH | R is for Row (Fishing) Letter R sound Write letter R Decorate with fish stickers | /sh/ like in fish fish wish dish cash mash | Fishing Time (telling time) | Fish Song | Foil fish | Let's Go Fishing by Erica Silverman | Everyone will get a chance to "fish" for an alphabet fish and tell the letter |
| FRI | S is for S'more Letter S sound Write letter S Decorate with mini marshmallows | Blending with S Sa Se Si So Su | S'more Cover Up worksheet | Camping song | S'more Craft w/ cardboard, black paper, cotton balls, marker | Ned and Ted Go Camping | Show-N-Tell |

SUPPLY LIST: (Optional - for your convenience)


Monday –

2 paper plates, tent and tree printables (or draw your own), brad



Tuesday –

2 empty toilet paper rolls (or just roll regular paper into Cylinder), tape, stickers to decorate (optional)



Wednesday –

black paper, brown paper, marshmallow or Cotton ball, green paint, wiggly eyes (optional) scissors

Thursday –

Heavy paper or cardboard cut like a fish (cereal box cardboard works great), kitchen foil (aluminum foil), markers




Friday – brown cardboard, black paper, 2 cotton balls, glue, black marker






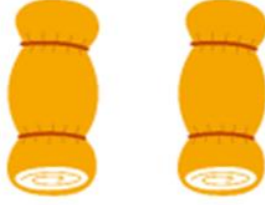
+



+



+



+



+



3


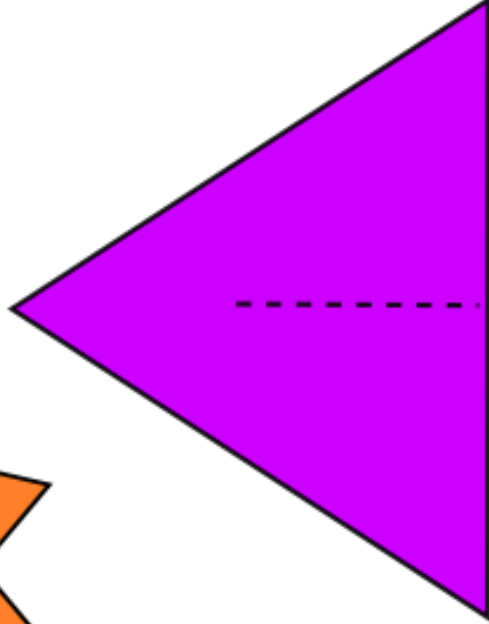


8

6

4

7

PAPER PLATE CAMPING CRAFT



Math Addition



+



+



+



+



+



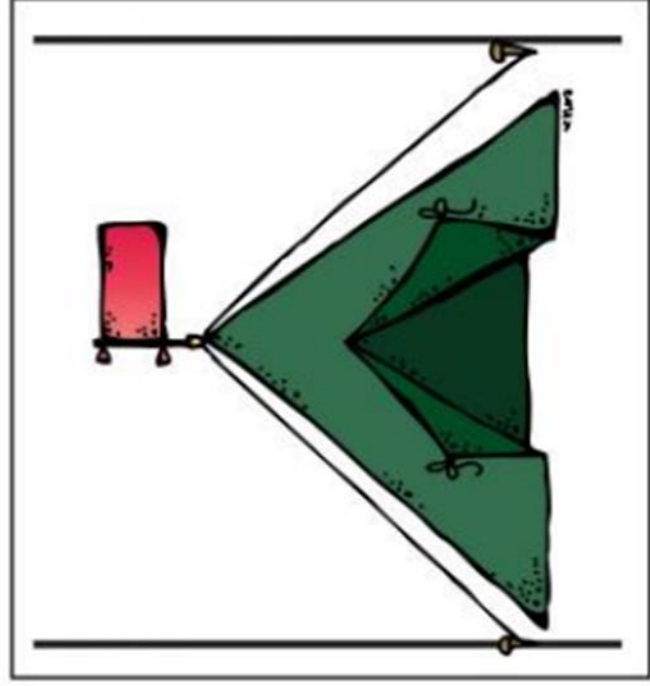
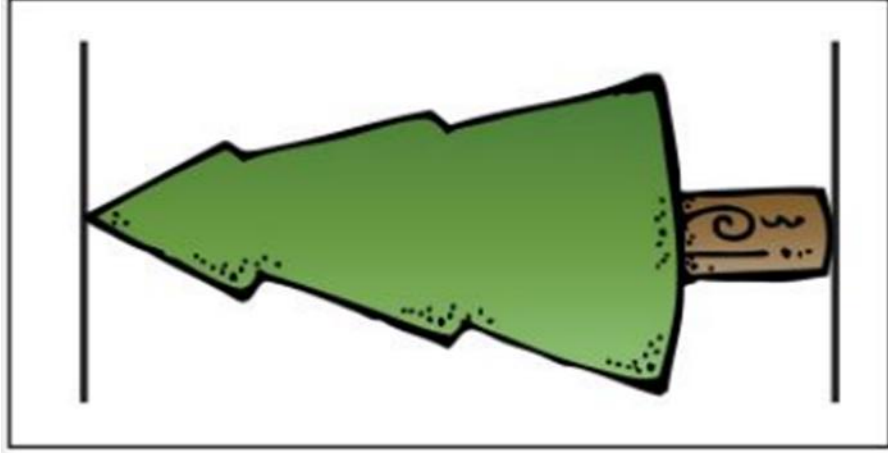
4

2


6

8

10

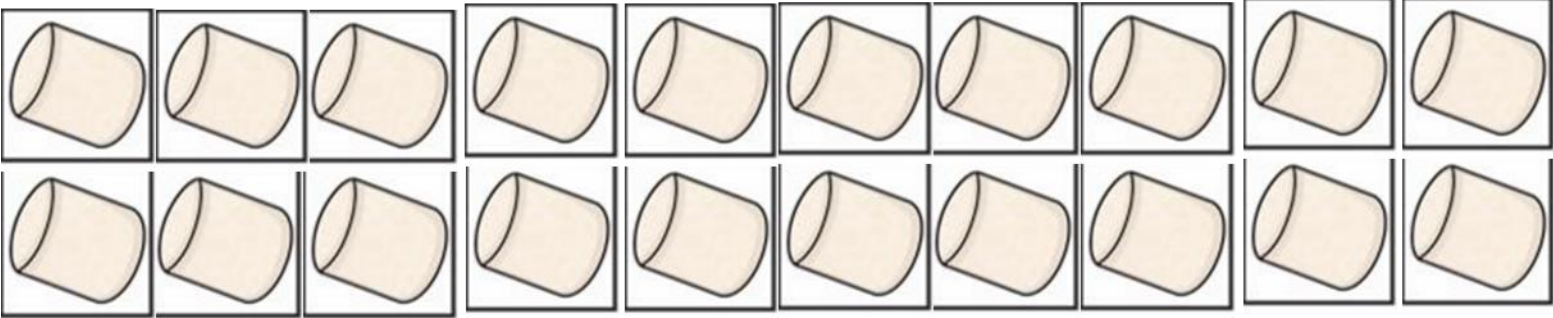


©Renee Dooly Fantastic First Grade Froggies




©Renee Dooly Fantastic First Grade Froggies

For Wednesday



Source: <https://www.teacherspayteachers.com/Product/Camping-Math-Centers-1224405>

For Friday



Source: <http://kindergartenchaos.com/smoes-coverall-game-recipe-teaching/>

Name _____

Fishing Time!

Write the time next to each clock.



• •



• •



• •



• •



• •



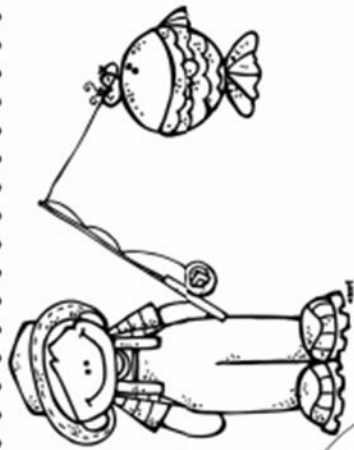
• •



• •



• •



S'mores Coverall

