


Woman at the Well

Sunday School Lesson

Create Curiosity:

Create a paper "well" and tape to the side of a table. On the table, place small cups of water. Have the children walk to the well and get a drink and sit down for the lesson.



Teaching Time:

Jesus and his disciples were traveling and teaching people about God. They traveled through Samaria. The disciples went to buy food. Jesus stayed by a well.

Long ago, people did not have running water from a sink in their homes. They would have to go and get water with a bucket at the well and carry it back home.

While he was sitting there, a woman came to get water from the well.

Jesus asked her for some water.

The woman couldn't believe Jesus was talking to her. She had done a lot of bad things. No one wanted to talk to her.

Jesus said, If you knew who I was, you'd be asking Me for living water.

She said, You don't have a bucket to put water in!

Jesus said he was talking about something that satisfies better than water you drink. He was talking about eternal life in heaven with God.

Jesus told the woman all the bad things that she had done. She was amazed! How could he know all that! Only if He was someone very special.

Jesus said, I am the Messiah; the One who can save people from their sins.

She said, I want this living water. She left her water pot jar and ran and told everyone to, Come and see Jesus!



Woman at the Well Sunday School Lesson

Craft Corner:

Medicine cup (or small cup), hole punch, pipe cleaner, string, popsicle stick

Directions: Punch holes in the sides of the cup and fix the pipe cleaner like a handle. Tie one end of the string to the bucket handles and the other to a popsicle stick.

Allow kids to dip their bucket into a larger bucket of water to get water like the woman at the well.



Sing a Song:

Bubbling Up

<https://vimeo.com/166362592>

Group Game:

Put a large sand bucket on a table at one end of the room. Have another large sand bucket on a table at the other side of the room. Children take turns filling a cup with water and walking it carefully to the other side of the room to fill the bucket located there. Continue until everyone has a turn. The object of the game isn't to fill the empty bucket up, but just to provide an activity to make the lesson more memorable.