

Weekly Lesson Plan Week 23, A - E

	Theme & Letter	Language & Literacy	Math	Music & Movement	Science/ Social Studies	Art	Story Time
Mon	Aa– Alligator Decorate green with teeth Decorate letter A green with teeth	Vowel A Chomp words with /a/ in the middle	Greater than/Less than	Row, Row, Row Your Boat	Science: All About Alligators	Paper Alligator	Five Little Monkeys
Tues	Bb – Bear (Polar Bear) Decorate with cotton “fur”	B says /b/ as in bubbles Blend: ba, be, bi, bo, bu Words – bag, bet, bib, bop, bud	Polar Bear Addition (sheet)	Paw Paw Polar Bear action song	Science: All About Polar Bears	Polar bear blot painting	Polar Bear, Polar Bear What do You See? By Eric Carle
Wed	Cc – Clue The Case of the Missing Cookies! Decorate with question marks (sheet)	C says /c/ as in clue Blend: ca, ce, ci, co, cu Words – cat, cob, cup	How many cookies – count to 20 Google Slide Game	Who Took the Cookie from the Cookie Jar song	Science: 3 Types of Fingerprints: whorl, arch, and loop	Cookie Detective Craft	Who Stole the Cookies by Judith Moffatt
Thurs	Dd – Donuts Decorate with brown crayon and confetti (sprinkles)	D says /d/ as in knocking on the door Blend: da, de, di, do, du Words – dad, did	Number recognition Game – Roll and advance to that number (game board sheet)	Donuts like Dancing	Science: Yeast growth science experiment	Paper plate donut	If You Give a Dog a Donut
Fri	Ee– Elephant Decorate with lots of colors (like Elmer elephant)	E says /eh/ as in “What did you say?” Vowel e Long/short e sounds	Graphing our favorite colors	Elephant Dance song	Science: Mentos and Diet Coke (spews out like an elephant squirts water with its trunk)	Elephant mosaic (tiny pieces of colorful paper)	Elmer the Patchwork Elephant

Sight words – can, down, funny

Supply List:

(You do not need to buy these things. This list is for your convenience in case you want to do any of the activities I demonstrate. I try to use common household items, so you won't have to buy many things. You may want to stock up on common art supplies such as glue, construction paper, and washable paint.)

Monday – Alligator

Alligator printable, green crayon/marker,
Scissors, glue



Tuesday – Polar Bear

Blue paper, white Paint, cotton ball (or Kleenex rolled into a ball)



Wednesday – Clue/Cookie

brown construction paper, markers, scissors, glue







Thursday – Donut

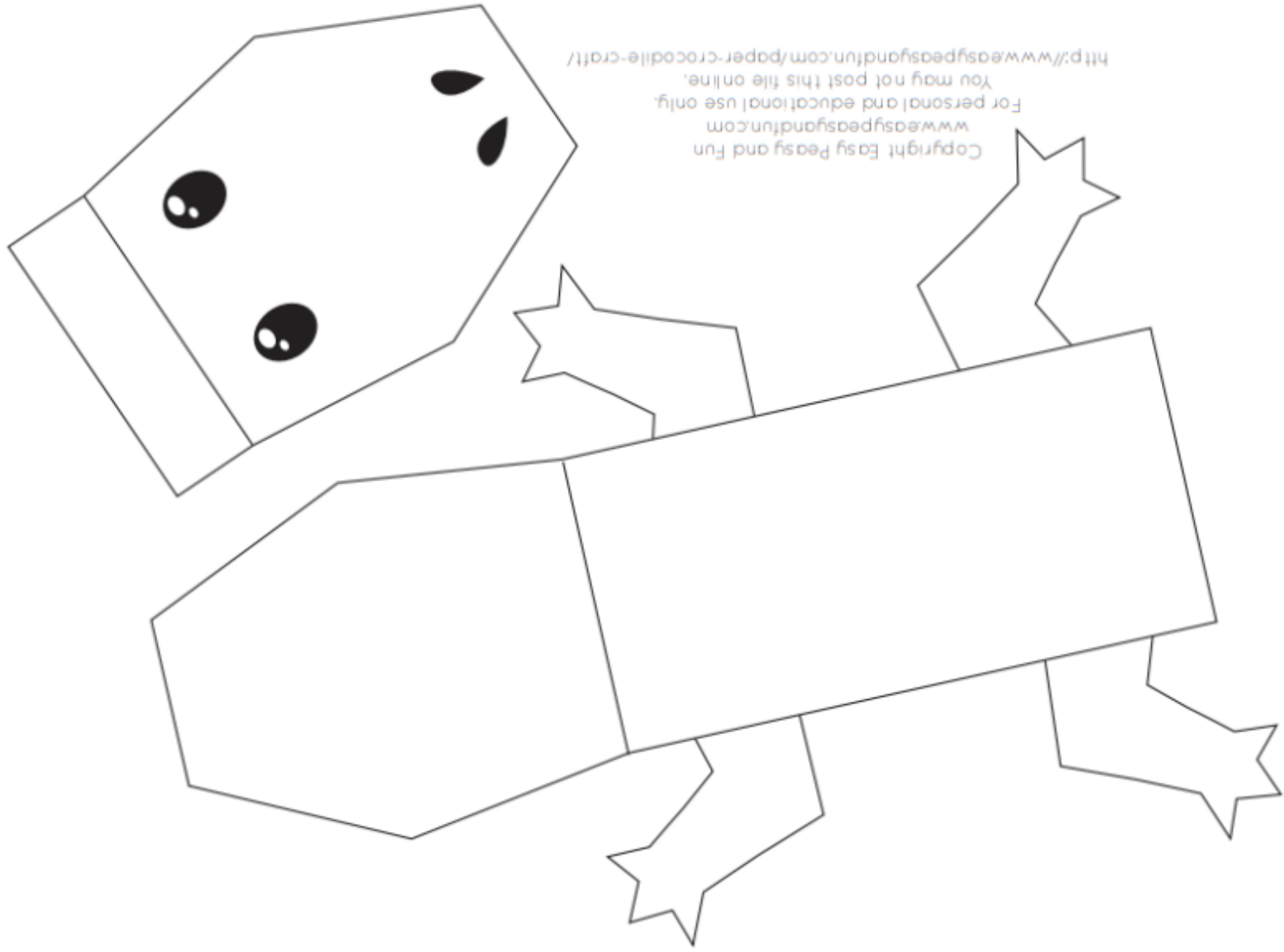
2 paper plates, paint, sequins or sprinkles (optional), glue, tape

Friday – Elmer Elephant

Colorful paper, scissors, glue, elephant printable (optional)







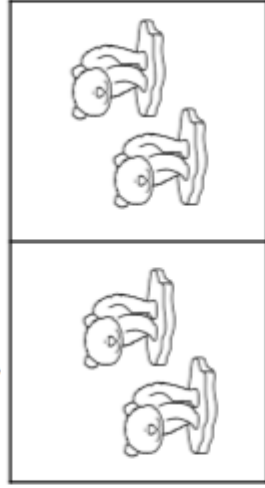
Copyright Easy Peasy and Fun
www.easypeasyandfun.com
For personal and educational use only.
You may not post this file online.
<http://www.easypeasyandfun.com/paper-crocodile-craft/>

Polar Bears

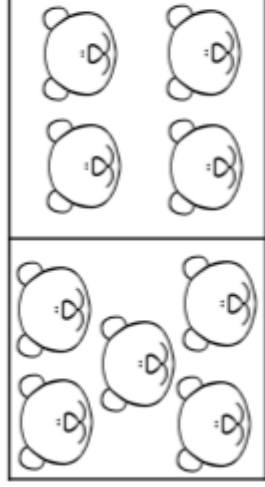
Name _____

Addition

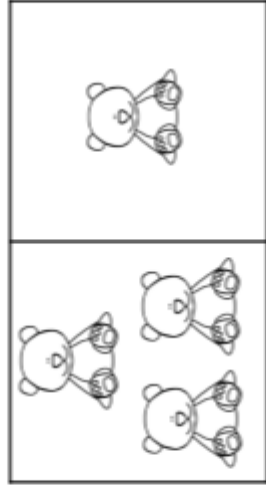
Use the pictures to add. Write the numbers.




$$+ \quad =$$



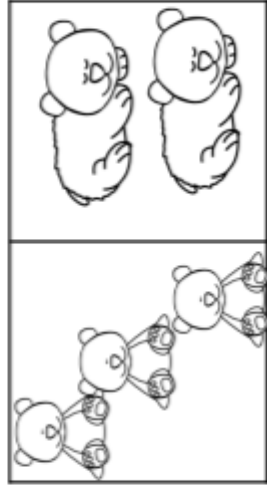
$$+ \quad =$$




$$+ \quad =$$



$$+ \quad =$$





$$+ \quad =$$



$$+ \quad =$$

Bear for Kleenex box Art project. Choose the size that works best for the box you have.



Decorate letter C with these question marks or draw your own.





start

Five empty rounded rectangular boxes arranged in a horizontal row at the top of the board.

If You Give a Dog a Donut

A large U-shaped path of empty rounded rectangular boxes for a board game. The path starts at the top row, goes down the right side, across the bottom, and up the left side. There are 18 boxes in total forming the path.

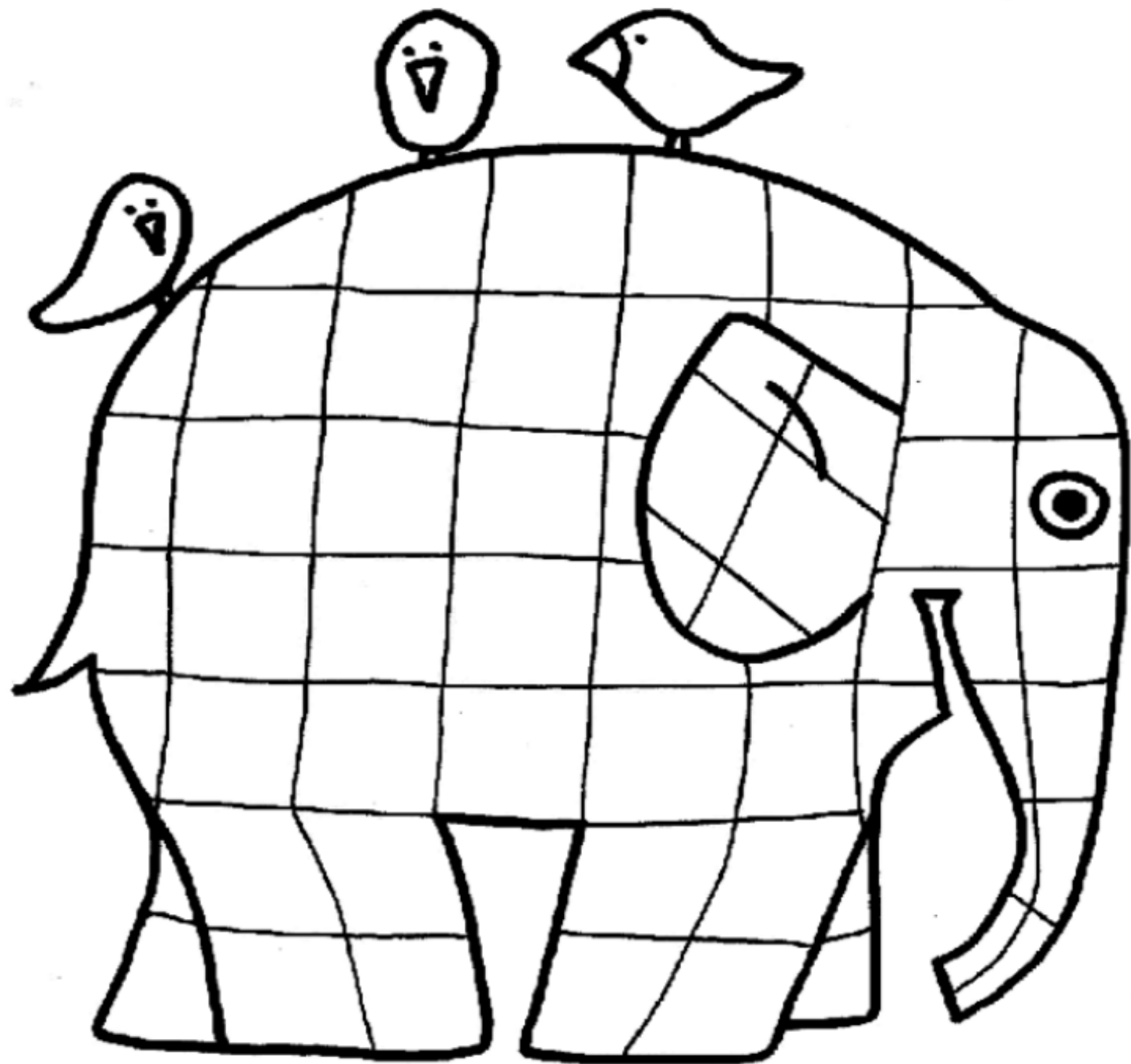


finish

Graphing Colors|

10									
9									
8									
7									
6									
5									
4									
3									
2									
1									
	Red	Orange	Yellow	Green	Blue	Purple			

Stay At Home Educator



Pre-Primer Sight Words Checklist

- | | |
|---------------------------------|---------------------------------|
| <input type="checkbox"/> a | <input type="checkbox"/> look |
| <input type="checkbox"/> and | <input type="checkbox"/> make |
| <input type="checkbox"/> away | <input type="checkbox"/> me |
| <input type="checkbox"/> big | <input type="checkbox"/> my |
| <input type="checkbox"/> blue | <input type="checkbox"/> not |
| <input type="checkbox"/> can | <input type="checkbox"/> one |
| <input type="checkbox"/> come | <input type="checkbox"/> play |
| <input type="checkbox"/> down | <input type="checkbox"/> red |
| <input type="checkbox"/> find | <input type="checkbox"/> run |
| <input type="checkbox"/> for | <input type="checkbox"/> said |
| <input type="checkbox"/> funny | <input type="checkbox"/> see |
| <input type="checkbox"/> go | <input type="checkbox"/> the |
| <input type="checkbox"/> help | <input type="checkbox"/> three |
| <input type="checkbox"/> here | <input type="checkbox"/> to |
| <input type="checkbox"/> I | <input type="checkbox"/> two |
| <input type="checkbox"/> in | <input type="checkbox"/> up |
| <input type="checkbox"/> is | <input type="checkbox"/> we |
| <input type="checkbox"/> it | <input type="checkbox"/> where |
| <input type="checkbox"/> jump | <input type="checkbox"/> yellow |
| <input type="checkbox"/> little | <input type="checkbox"/> you |

Read




can

Build

write

Read



down

Build

write

Read

funny



Build

write