

## Weekly Lesson Plan Week 5, T-W & Fall

	Theme & Letter	Language & Literacy	Math	Color	Shape	ART	SCIENCE/ SOCIAL STUDIES	STORY Time
<b>MON</b>	Tt – Trains  Decorate T with Train tracks (black crayon or marker)	T says /t/ as in a ticking clock  Song: <a href="https://www.youtube.com/watch?v=u0eoXW9aFjw&amp;t=11s">https://www.youtube.com/watch?v=u0eoXW9aFjw&amp;t=11s</a>	Introduce number 5 Write number 5 (count 5 trains)  Train Geometry sheet	Orange song – ORANGE, orange. ORANGE, orange. ORANGE, orange. Orange is what that spells.	Oval – Ollie Oval poem	Train with toilet roll wheels	Social Studies – All About Trains	Thomas the Tank Engine by Wilbert Awdry
<b>TUE</b>	Uu – Ukulele & All Things Musical  Decorate U with cupcake liner umbrella	U says /u/ as in a tummy ache  Meet Vowel Person – Mr. U	Review number 5	Orange – mix red and yellow	Oval – cut oval shape for Art project	Box Ukulele	Social Studies – Learn about orchestras	I Got Rhythm by Connie Schofield-Morrison
<b>WED</b>  First Day of Fall	Fall Lesson  (Review letters we've learned thus far)	Beginning Sounds Fall activity  Vowel People review	Fall Bar Graph	Orange –orange leaf rubbings	Fall Shapes worksheet	Paper plate Fall Wreath	Science – How leaves change colors	Pete the Cat Falling for Autumn by James Dean
<b>TH</b>	Vv – Vegetables  Decorate V with Vegetables cut from magazines	V says /v/ as in violin	Count 5 vegetables	Orange – I spy Orange Vegetables sheet	Oval – potato stamping looks like an oval (Art)	Vegetable stamping	Science – Forces: Push/Pull	The Enormous Turnip by Irene Yates
<b>FRI</b>	Ww – Web (Charlotte's Web) Decorate W with white yarn like a web	W says /w/ as in wake up	Review writing number 5  I Spy Farm Animals interactive game	Review (Each week, we will review any colors/shapes we have learning in past weeks)	Review all shapes learned thus far	Salt/Glue Web Painting	Science – All About Spiders	Charlotte's Web by E.B. White


\* Bring a musical instrument (real or toy) to class on Tuesday.

## **Supply List:**

(You do not need to buy these things. This list is for your convenience in case you want to do any of the activities I demonstrate at home. I try to use common household items, so you won't have to buy many things. You may want to stock up on common art supplies such as glue, construction paper, and washable paint.)

Monday –

Train printable, 1 toilet roll, scissors



Tuesday –

Cupcake liners, marker or toothpick, glue, empty box such as a Kleenex box, 4 large rubber bands, paper towel tube, tape



Wednesday –

Fall leaf printable, paper plate, glue



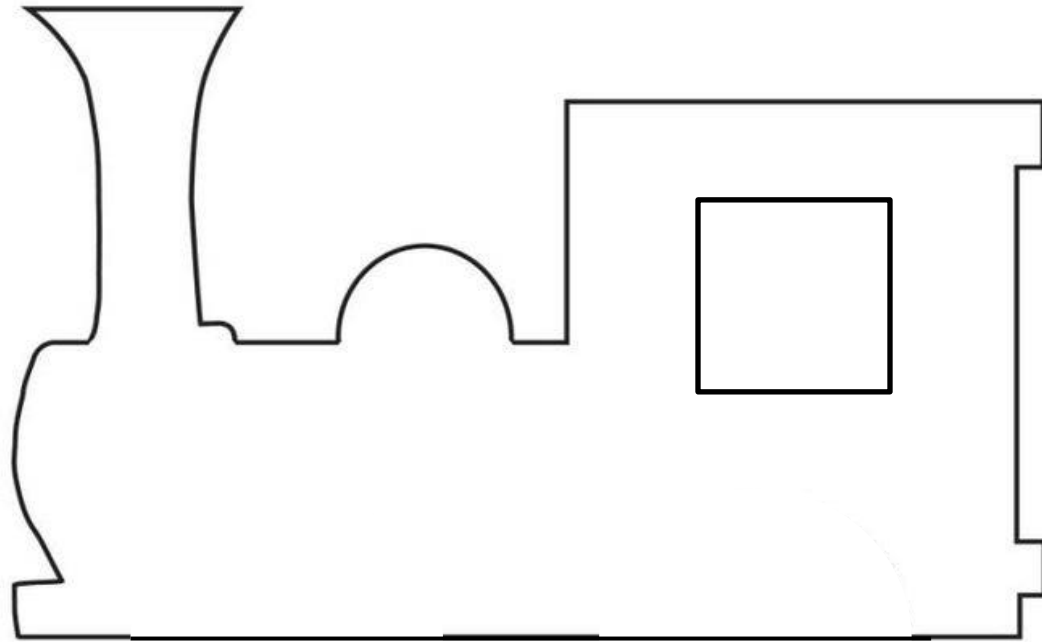
Thursday –

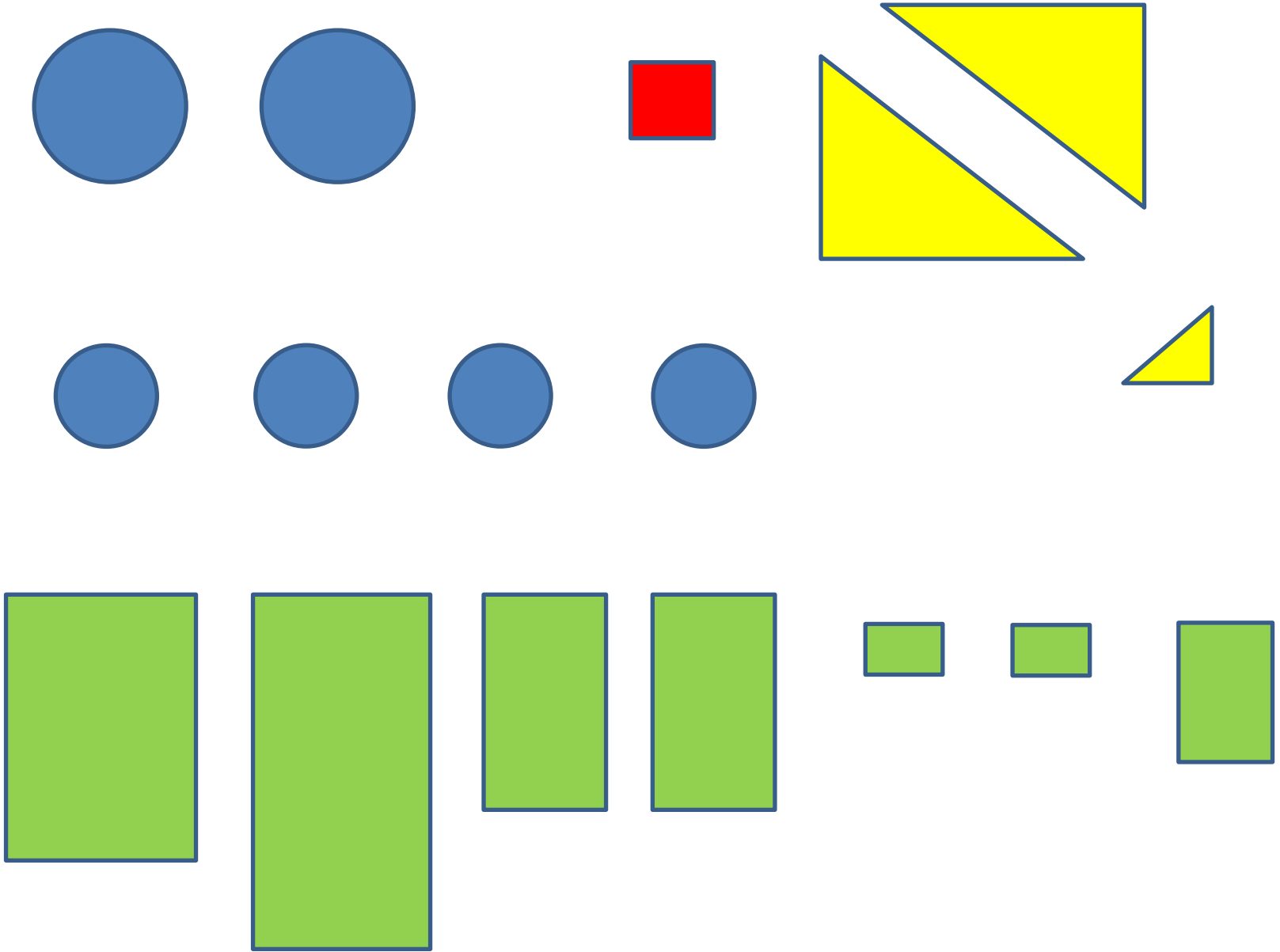
Vegetables cut from magazines, glue, various vegetables, paint


Friday –

Yarn, black paper, glue, salt














# ROLL & SAY FALL SHAPES







# I Spy Fall Vegetables that are ORANGE

