

Weekly Lesson Plan Week 3, K-O

	Theme & Letter	Language & Literacy	Math	Color	Shape	ART	SCIENCE/ SOCIAL STUDIES	STORY Time
MON	Kk – Kings/ Queens and Castles Decorate K with jewels and a paper crown	K says /k/ as in kiss	Introduce number 3 Write number 3 Count gold coins from the King’s treasury	Yellow song – YELLOW spells yellow. YELLOW spells yellow. Like the early morning sun...	Triangle – Tommy Triangle poem	Make a crown	Social Studies: All about Royalty, Castles and Medieval Times	The Knight and the Dragon
TUE	Ll – Library (Books) * Decorate L with letters (drawn, stickers or from a magazine)	L says /l/ as in lalalala (singing)	Count 3 books Write number 3 Put the books in order activity in class	Yellow(repeat song) I Spy Yellow	Triangle Go on a triangle hunt around your home or neighborhood	Library book bag (canvas bag, letter stencils, paint)	Social Studies : The First Library (cuneiform) & Parts of a Book	Lola at the Library by Anna McQuinn
WED	Mm – Mouse Decorate M with markers	M says /m/ as in Mmmmm (like when you eat something good)	Number 3 Playdough Mat (roll playdough and form it into a number 3)	Yellow(repeat song) If You’re Wearing Yellow stand up...	Mouse shape printable (or draw a mouse with 1 triangle, 1 big circles and 2 small circles)	Mouse with Glass craft (construction paper, toilet roll, straw, tape)	Science: Buoyancy (testing different cookies)	If You Give a Mouse a Cookie
TH	Nn – Night Decorate N with black crayon and star stickers	N says /n/ as in No!	Sorting – Night and Day sheet	Yellow (repeat song) Use yellow paint during Art	Triangle stars (2 triangles = a star)	Star splatter painting (old toothbrush, black paper, yellow paint)	Social Studies: What makes night? (rotation of the earth)	Good Night Moon
FRI	Oo – Opposite Day ** Decorate O with Cheerios	Introduce the Vowel People puppet - Sore Throat O	Number 3 Hunt sheet	Review (Each week, we will review any colors/shapes we have learning in past weeks)	Review	Paper plate happy/sad face (2 paper plates, markers, paint stir stick or other stick)	Science: Sink/float activity	What’s Up Duck, A Book of Opposite by Tad Hills

*On Tuesday, bring your favorite book to class to show

**Ideas for Opposite Day: Wear shirt inside out, socks on hands, wear PJs during the day, etc.

<https://article.kids/?ejZpeWwJm491pvUSZ>

Supply List:

(You do not need to buy these things. This list is for your convenience in case you want to do any of the activities I demonstrate at home. I try to use common household items, so you won't have to buy many things. You may want to stock up on common art supplies such as glue, construction paper, and washable paint.)

Monday –

Yellow paper, jewels or sequins, Burger King crown or paper to make one

Tuesday –

Letters stamps/stickers or cut from magazine, canvas bag, letter stencils, paint

Wednesday –


Markers, playdough, playdough mat, mouse shape printable, toilet roll, straw, cookies

Thursday –

Black crayon, star stickers, old toothbrush, black paper, yellow paint

Friday –

Cheerios, 2 paper plates, markers, paint stir stick or other stick, bowl of water, items for sink/float activity

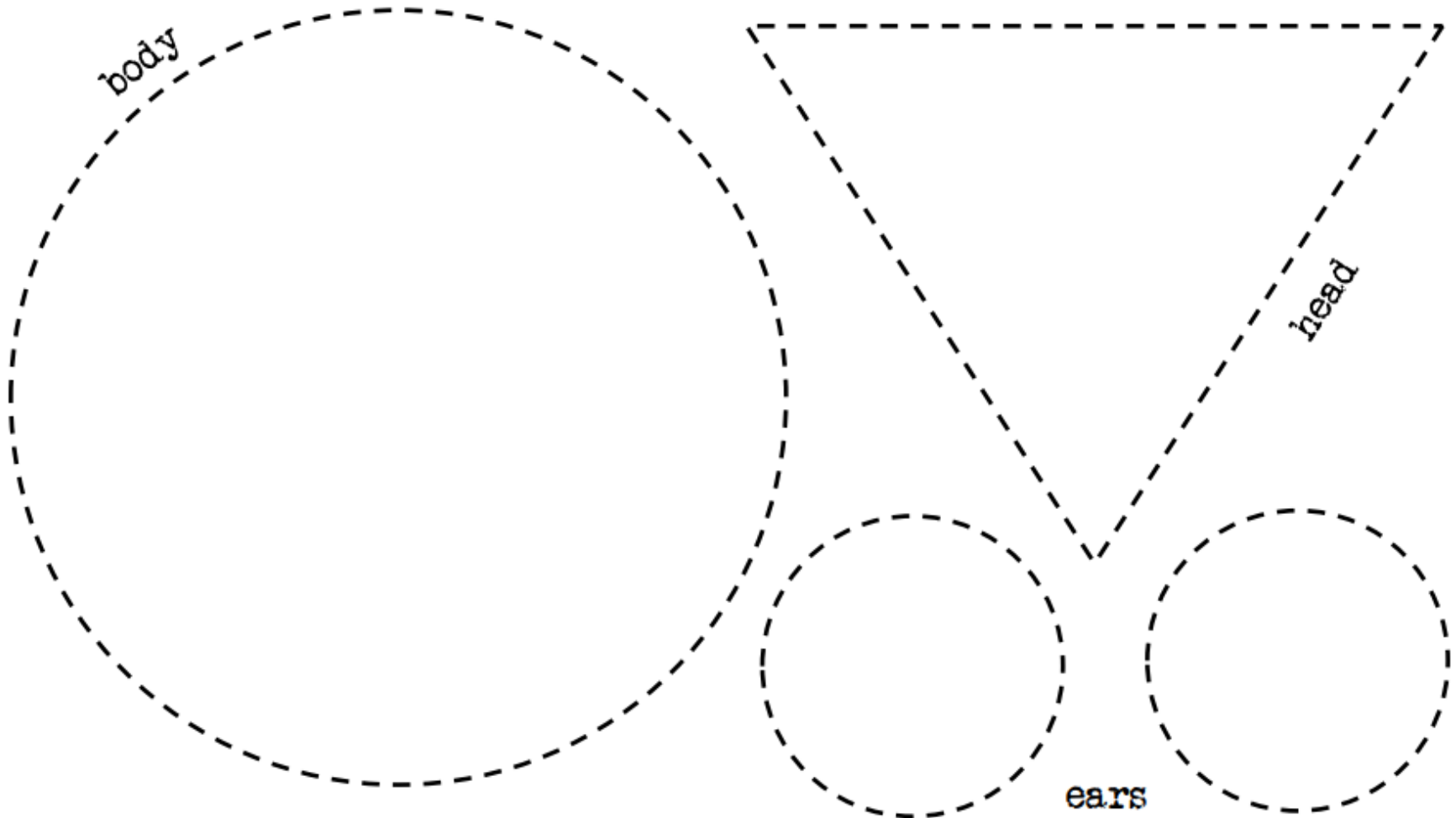




Mouse Shape Craft




Cut out each shape and glue together to make a white mouse, or use the shapes as tracers on colored paper to make a mouse covered in your favorite color paint! Add googly eyes, a pink pom-pom nose, and a yarn tail to complete your mouse.



Day and Night

Which of these objects belong in the day or in the night?

Cut out each object and place them in the correct scene below.



Thumb Printing – Number Hunt – Number 3

Find all occurrences of number 3. Dip your thumb in water color and imprint on number 3.

