

## Weekly Lesson Plan Week 2, F-J

|            | Theme & Letter   | Language & Literacy  | Math  | Color   | Shape   | ART  | SCIENCE/<br>SOCIAL<br>STUDIES   | STORY<br>Time   |
|------------|--|--|---|---|---|--|---|---|
| <b>MON</b> | Ff - Fish<br><br>Decorate F with finger prints                           | F says /f/ as in fast  | Introduce number 2<br>Write number 2<br>Drive the boat to find the fish<br>Number 2<br>Practice sheet | Blue (like Fred)<br>Color song:<br>BLUE spells blue.<br>BLUE spells blue.<br>Hi Ho, Did you know? BLUE spells blue. | Square – Sandy<br>Square poem                             | Paper plate<br>pasta fish  | Science: Discuss the needs of fish  | A Fish out of Water by P.D. Eastman                     |
| <b>TUE</b> | Gg – Garden<br><br>Decorate G with vegetables from magazines             | G says /g/ as in gulp  | More or Less Garden<br>vegetables<br>interactive game   | Blue (repeat song)<br>I Spy game  | Square – draw a square garden plot                        | Printable Garden busy box<br><a href="https://viewfromstepstool.com/garden-pretend-play/">https://viewfromstepstool.com/garden-pretend-play/</a> | Science: Ziplock Bean experiment  | Stone Soup by Marcia Brown                              |
| <b>WED</b> | Hh – Community Helpers<br><br>Decorate H with happy face stickers        | H says /h/ as in running   | Spread shaving cream on a table and practice writing number 2 (Barber)                                | Blue (repeat song)<br><br>Play I Spy (Eye Doctor)   | Square stamping with a wooden block (Construction Worker) | Toothbrush painting (Dentist)  | Social Studies: Who are community helpers? They are people who provide a service that helps others. | Officer Buckle and Gloria by Peggy Rathmann             |
| <b>TH</b>  | li – Insects<br><br>Decorate I with “itchy dots” (red marker)            | I says /i/ as in<br><br>Introduce the Vowel People puppet-Icky I | Bug Patterns  | Blue (repeat song)  | Square – poem<br>Insect shapes<br>interactive game        | Egg Carton worm<br>OR<br>Rock ladybug  | Science: Observe an insect<br>Talk about what makes it an insect (6 legs, 3 body parts, etc.)       | The Ant and the Grasshopper by Aesop                    |
| <b>FRI</b> | Jj – Jungle<br><br>Decorate J with orange crayon and spots like a jaguar | J says /j/ as in jump  | Jungle butterflies<br>number order  | Review (Each week, we will review any colors/shapes we have learning in past weeks)                                 | Jungle Shape matching game                                | Toilet roll binoculars for a jungle safari   | Go on a Jungle Safari – talk about the animals that live in the jungle                              | And the Rainforest Grew all Around by Susan K. Mitchell |

## **Supply List:**

(You do not need to buy these things. This list is for your convenience in case you want to do any of the activities I demonstrate at home. I try to use common household items, so you won't have to buy many things. You may want to stock up on common art supplies such as glue, construction paper, and washable paint.)

### **Monday –**

Paint, paper plate, dry macaroni noodles, glue

### **Tuesday –**

Magazine with vegetable pictures, child scissors, glue, Garden busy box printables, popsicle sticks, small box, ziplock bag, paper towel, dry bean

### **Wednesday –**

Happy face stickers (or marker to draw happy faces), shaving cream, square block, paint, old toothbrush

### **Thursday –**

Red marker, egg carton, pipe cleaner (optional), wiggly eyes (or marker to draw them), colorful paper

### **Friday –**



Orange crayon, brown crayon, 2 empty toilet rolls, tape, stickers or markers, jungle safari cards

Name \_\_\_\_\_

Date \_\_\_\_\_

# Number Practice

Help the boat get to the fish by drawing a line to all the number 2s.

|   |   |   |   |   |  |
|---|---|---|---|---|--|
|  | — | 2 | 2 | 2 | 3  |
| 4   | 5 | 1 | 2 | 2 | 1  |
| 3   | 3 | 4 | 2 | 2 | 2  |
| 4   | 1 | 5 | 1 | 2 | 2  |
| 5   | 2 | 2 | 2 | 2 | 2  |
| 1   | 2 | 4 | 5 | 3 | 3  |
| 4   | 2 | 2 | 4 | 4 | 5  |
| 1   | 3 | 2 | 2 | 2 |  |



**Celery**



**Corn**



**Eggplant**



**Carrot**



**Tomato**




**Lettuce**



**Mushroom**



**Squash**



**Potato**








**Broccoli**

For Printable Garden Busy Box

Name: \_\_\_\_\_

# INSECT PATTERNS

Cut and paste the images at the bottom of the page to complete the patterns.



Jungle  
Safari  
Cards

