

# Weekly Lesson Plan      THEME: SPACE

	Theme & Letter	Language & Literacy	Math	Music & Movement	ART	Story Time	Sharing Time
<b>MON</b>	<p>Introduce the Space theme</p> <p>R is for Rocketship</p> <p>Letter sound Handwriting</p>	<p>Sh says /sh/ as in ship</p> <p>Read: ship shop sham shack</p>	<p>Number order (BOOM Cards \$5)</p> <p><a href="https://www.teacherspayteachers.com/Product/Space-Theme-Numbers-to-10-Boom-Cards-Distance-Learning-Kindergarten-5846890?st=01bb5da2c71d98040d176aa6d9196f9c">https://www.teacherspayteachers.com/Product/Space-Theme-Numbers-to-10-Boom-Cards-Distance-Learning-Kindergarten-5846890?st=01bb5da2c71d98040d176aa6d9196f9c</a></p>	<p>Countdown to Blastoff</p> <p><a href="https://www.youtube.com/watch?v=Sqm-kFNaw8c">https://www.youtube.com/watch?v=Sqm-kFNaw8c</a></p>	<p>Shape paper rocket</p>	<p><a href="#">Sadie Sprocket Builds a Rocket by Sue Fliess</a></p>	<p>What are some things in space?</p>
<b>TUE</b>	<p>A is for Astronaut</p> <p>Letter sound Handwriting</p>	<p>Letter Recognition –Find the astronaut</p> <p><a href="https://www.teacherspayteachers.com/Product/Digital-Literacy-Game-Space-Letters-and-Sight-Words-for-Google-6770890">https://www.teacherspayteachers.com/Product/Digital-Literacy-Game-Space-Letters-and-Sight-Words-for-Google-6770890</a></p>	<p>Space Ordinal Numbers (BOOM Cards-above link)</p>	<p>Astronauts song</p> <p><a href="https://www.youtube.com/watch?v=HSYaEBcl8xI">https://www.youtube.com/watch?v=HSYaEBcl8xI</a></p>	<p>Space Playdough</p>	<p><a href="#">Mousetronaut by Mark Kelly</a></p>	<p>Would you want to be an astronaut?</p>
<b>WED</b>	<p>S is for Stars</p> <p>Letter sound Handwriting</p> <p>Show how to draw star</p>	<p>Blending- Sa Se Si So Su</p>	<p>How Many More Stars Makes Ten (BOOM Cards-above link)</p>	<p>Twinkle Twinkle, Little Star</p> <p><a href="https://www.youtube.com/watch?v=EGSOX9F0PC8">https://www.youtube.com/watch?v=EGSOX9F0PC8</a></p>	<p>Star Mobile</p>	<p><a href="#">Peppa in Space by Scholastic</a></p>	<p>Do you ever go outside and look at the stars at night?</p>
<b>TH</b>	<p>P is for Planets</p> <p>Letter sound Handwriting</p>	<p>Count the Syllables - Space Themed Words (on screen)</p>	<p>Find, Count and Write sheet</p>	<p>Planet Song</p> <p><a href="https://www.youtube.com/watch?time_continue=26&amp;v=noiWY7kQ5NQ&amp;feature=emb_logo">https://www.youtube.com/watch?time_continue=26&amp;v=noiWY7kQ5NQ&amp;feature=emb_logo</a></p>	<p>Planet earth balloon stamping (or use ball)</p>	<p><a href="#">Pete the Cat Out of This World by James Dean</a></p>	<p>Discuss the 9 planets.</p>
<b>FRI</b>	<p>C is for Constellations</p> <p>Letter sound Handwriting</p>	<p>CVC Words - Space theme (on screen)</p>	<p>Counting to 10 and picking the correct number (on screen)</p>	<p>Constellations song</p> <p><a href="https://www.youtube.com/watch?v=nvDosSr69zA">https://www.youtube.com/watch?v=nvDosSr69zA</a></p>	<p>Paper Cup Constellation viewer</p>	<p><a href="#">Curious George Discovers the Stars by H.A. Rey</a></p> <p><small>*Affiliate links</small></p>	<p>Show-n-tell</p>

## Supplies: (optional)

### Monday

Decorate letter R like a rocketship using markers  
Copy of rocket shape sheet (or draw your own shapes),  
crayons/markers, glue, scissors



### Tuesday

Decorate A with tin foil like an astronaut  
Art – Space Playdough

#### Recipe

1 1/2 cup flour

1/2 cup salt

1/2 cup water

(add more water if it's too crumbly)



### Wednesday

Decorate S with star stickers  
Clothes hanger, string, yellow paper stars (or white)  
\*The picture shows the hanger has been decorated with pipe cleaners, but I will leave the hanger plain




### Thursday


Decorate P with tissue paper  
Art-Balloon or bouncy ball, paper plate, blue and green paint



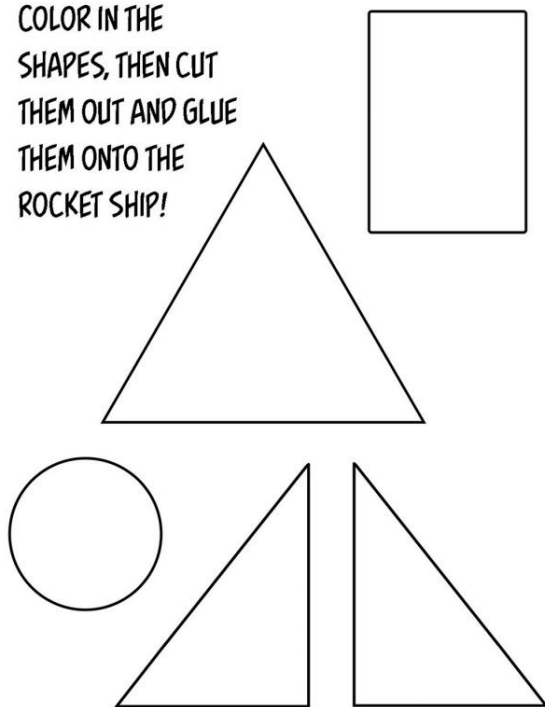
### Friday

Decorate C with black crayon and white paint dots using Qtip  
Art-paper cup (or toilet roll), thumbtack  
\*Parent will need to supervise the thumbtack






COLOR IN THE  
SHAPES, THEN CUT  
THEM OUT AND GLUE  
THEM ONTO THE  
ROCKET SHIP!



Get this worksheet here:





<https://thehollydogblog.com/rocket-ship-craft/>

\*FREE resource







Name \_\_\_\_\_





Put a check mark under the second (2) astronaut.


			

Put a check mark under the first (1) astronaut.

Put a check mark under the fourth (4) astronaut.





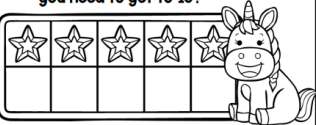
© 2014 Mrs. Kavanagh For Buyer's Classroom Use Only. <http://www.teacherspayteachers.com/store/Shealibonggier>

Get this worksheet here:



<https://www.teacherspayteachers.com/Product/Free-Sampler-Outer-Space-Math-Worksheets-Ordering-Numbers-Ordinal-Numbers-1965334>

\*FREE resource



How many more stars do you need to get to 10? 			How many more stars do you need to get to 10? 		
6	4	7	2	5	6
<small>©themeasuredmom.com</small>			<small>©themeasuredmom.com</small>		


How many more stars do you need to get to 10? 			How many more stars do you need to get to 10? 		
7	6	4	3	7	8
<small>©themeasuredmom.com</small>			<small>©themeasuredmom.com</small>		

Get this worksheet here:

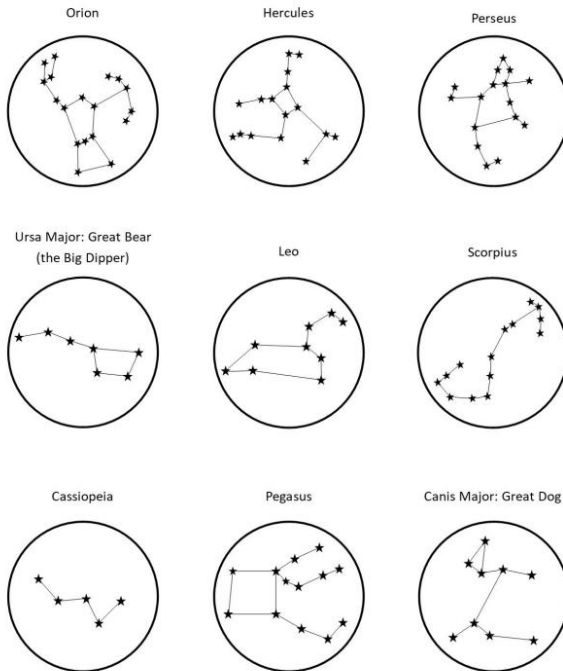
<https://www.themeasuredmom.com/how-many-to-10-clip-cards/>

\*FREE resource





## Constellation Projector Templates



Get this worksheet here:

<https://www.ecpubliclibrary.info/wp-content/uploads/2022/03/Constellation-Projectors.pdf>