

Weekly Lesson Plan **THEME: Pirates**

	Theme & Letter	Language & Literacy	Math	Music & Movement	ART	Story Time	Social Sharing Time
MON	Intro to Pirates theme P is for Pirate Letter sound /p/ Handwriting Decorate with X marks the spot	/ar/ says "arr" like a pirate Car Jar Far Bar Tar	Roll, Add and Color	If You Want to be a Pirate song	Pirate hook (paper cup, plastic clothes hanger or tin foil)	The Grumpy Pirate	Talk about parrots.
TUE	Y is for Yo ho ho Letter sound /y/ Handwriting Decorate w/ yarn	Ar Hunt worksheet Game: yell	Addition to 3,4,5	Silly Pirate Song	Pirate telescope (paper towel roll)	Pirate Boy by Eve Bunting	What kinds of things might be in a treasure chest?
WED	G is for Gold/ Treasure Letter sound /g/ Handwriting Decorate with coin rubbing	Ar Find the Word (on screen game)	Basic coin identification - Add to the treasure box	Pirate Quest with map (on screen)	Treasure Map (Map –printed or drawn, instant coffee or old tea bag)	Pete the Cate Treasure by James Dean	Do you have a piggy bank? Do you have a lot of coins inside?
TH	H is for Hat Letter sound /h/ Handwriting Decorate w/ happy face stickers	Shape Reader l, see, a	Addition and Number writing (pirate's jewels)	Pirates Looking for Treasure song	Pirate Hat craft (black and white paper, print template or draw)	Pirates Don't Go to Kindergarten	Tell us about your favorite hat.
FRI	Q is for Quest Letter sound /q/ Handwriting Decorate with jewels	Qu are best friends and usually together in words like: quiet Quit Quilt Quest	Pirate skip counting	We are the Pirates song	Pirate Ship (pool noodle, stick, paper flag)	How to Be a Pirate By Sue Weiss	SHOW-N-TELL

Supplies: (optional)

Monday – pirate hook

1 paper cup, plastic clothes hanger (Adult, snap the hook part off) OR kitchen foil – I will show how to use either

Tuesday – pirate telescope

1 paper towel roll or rolled up paper, black crayon, yellow paper, glue (OR you could use paint)

Wednesday – old treasure map


Print the treasure map OR bring white paper and a marker and I will show you how to draw one, old coffee grounds and water OR old tea bag – I'll show how to use either to make the map look old


Thursday – pirate hat

Print the pirate hat pattern OR just trace it from the screen onto white paper, scissors, crayons

Friday – pirate ship


Small piece of pool noodle OR small plastic container that will float, straw or pencil, black paper, white crayon or chalk






Get the full-sized worksheet
at the link below

<https://natalielynnkindergarten.com/lets-have-a-pirate-day-in-kindergarten/>



© Natalie Lynn 2020

COVER BY CODE






2+2 1+4 3+0

4+0 2+1 3+1

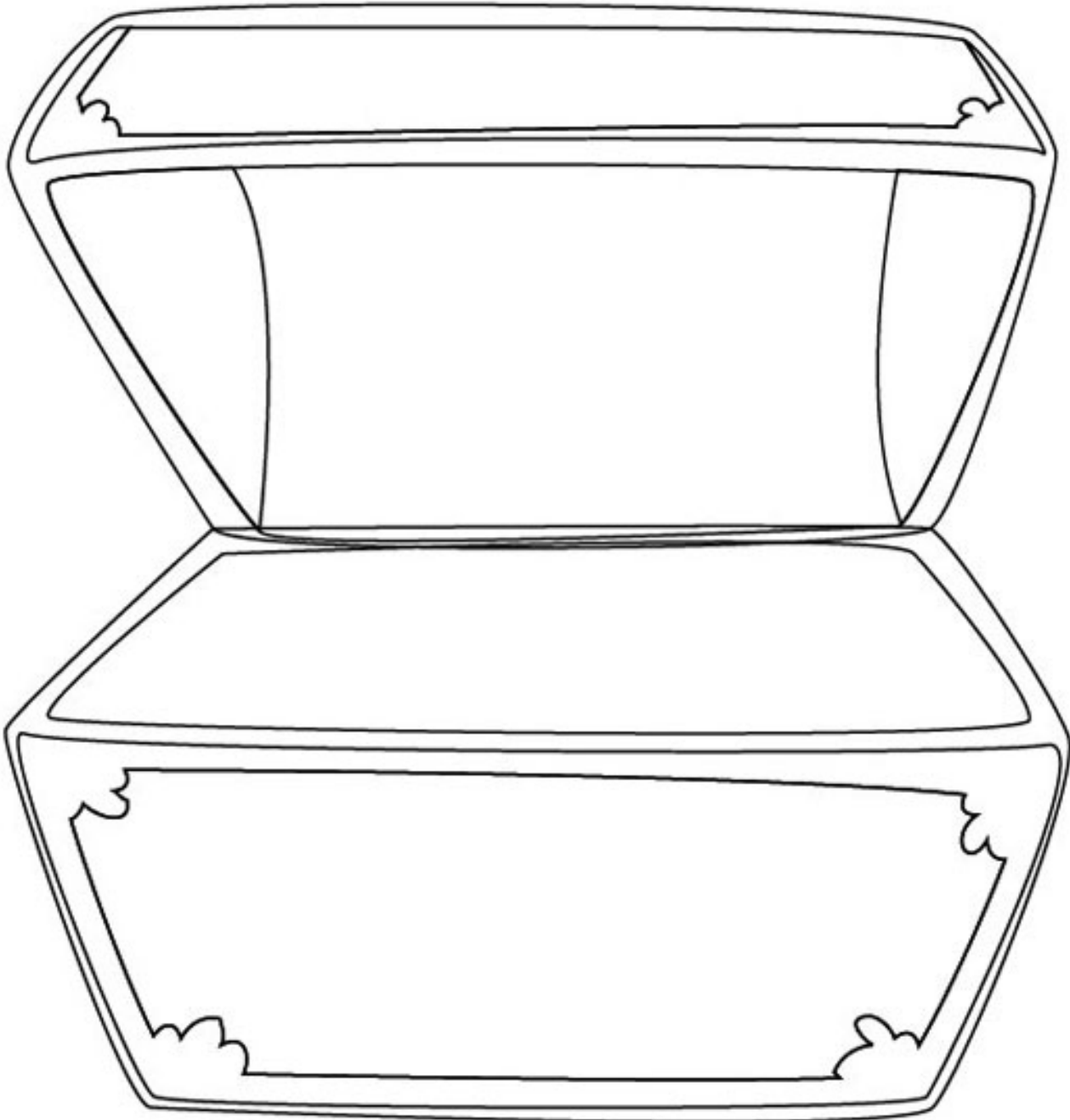
1+2 3+2 0+3


4+1 2+3

3	4	5
		


Get the full-sized worksheet
at the link below

<https://natalielynnkinder.com/lets-have-a-pirate-day-in-kindergarten/>






TREASURE MAP



Get the full-sized worksheet
at the link below

Source:
[https://coloringhome.com/coloring-
page/1716280?album=pirate-
map-coloring-pages-
printable](https://coloringhome.com/coloring-page/1716280?album=pirate-map-coloring-pages-printable)



PIRATE MATH



AHOY! I'm Pirate Billy. Will you help me count up my treasure? It's easy! How many of each picture do you see? Add them up and write the number in the box.

$$3 + 1 = \square$$

$$4 + 2 = \square$$

$$5 + 3 = \square$$

$$5 + 4 = \square$$

$$8 + 2 = \square$$

$$4 + 3 = \square$$

$$6 + 4 = \square$$

$$5 + 5 = \square$$

Get the full-sized worksheet at the link below




Get the full-sized worksheet
at the link below

<https://www.happypapertime.com/downloads/pirate-paper-hat-for-coloring/>



Cut and glue to letter Q or use our own jewel stickers





Help the pirate to his ship!
COUNTING 1-10



Get the full-sized worksheet
at the link below

Source:

<https://www.totschooling.net/2019/04/pirate-theme-skip-counting.html>