

Weekly Lesson Plan THEME: Camping

	Theme & Letter	Language & Literacy	Math	Music & Movement	ART	Story Time	Sharing Time
MON	Intro to Camping theme T is for Tent Letter T sound Write letter T Decorate like tree	-ing sing wing ding king ring	Camping themed addition worksheet	A Camping We Will Go song/actions	Construction paper tent scene (see next page for picture)	Pete the Cat Goes Camping by James Dean	Have you ever been camping?
TUE	B is for Bird Letter B sound Write letter B Decorate w/ feathers	/ch/ as in chirp chip itch chap chat inch	Adding Birds worksheet	Fly Like a Bird song	Bird Watching Binoculars w/ toilet rolls	Curious George Goes Camping Margaret and H.E. Reyes	Rename all the birds we found i n class
WED	W is for Woods Letter W sound Write letter W Decorate brown	/ir/ like the growl of an animal such as a bear bird dirt firm stir	Measuring Marshmallows	Forest Dance	Woods at night Art project (black construction paper, glue brown tree trunks, use marshmallow to stamp leaves, add wiggly eyes)	Scare a Bear by Kathy-jo Wargin	How would you scare a bear?
TH	R is for Row (Fishing) Letter R sound Write letter R Decorate with fish stickers	/sh/ like in fish fish wish dish cash mash	Fishing Time (telling time)	Fish Song	Foil fish	Let's Go Fishing by Erica Silverman	Everyone will get a chance to "fish" for an alphabet fish and tell the letter
FRI	S is for S'more Letter S sound Write letter S Decorate with mini marshmallows	Blending with S Sa Se Si So Su	S'more Cover Up worksheet	Camping song	S'more Craft w/ cardboard, black paper, cotton balls, marker	Ned and Ted Go Camping	Show-N-Tell

SUPPLY LIST: (Optional - for your convenience)


Monday –

2 paper plates, tent and tree printables (or draw your own), brad



Tuesday –

2 empty toilet paper rolls (or just roll regular paper into Cylinder), tape, stickers to decorate (optional)



Wednesday –

black paper, brown paper, marshmallow or Cotton ball, green paint, wiggly eyes (optional) scissors

Thursday –

Heavy paper or cardboard cut like a fish (cereal box cardboard works great), kitchen foil (aluminum foil), markers



Friday – brown cardboard, black paper, 2 cotton balls, glue, black marker



I've done all the work of finding related worksheets online, but since they are not my creations, I'll need to direct you to where to go get them. 😊

	+		<input type="text"/>
	+		<input type="text"/>
	+		<input type="text"/>
	+		<input type="text"/>
	+		<input type="text"/>


<input type="text" value="3"/>	<input type="text" value="8"/>	<input type="text" value="6"/>	<input type="text" value="4"/>	<input type="text" value="7"/>
--------------------------------	--------------------------------	--------------------------------	--------------------------------	--------------------------------

Get this worksheet here:

<https://www.teacherspayteachers.com/Product/Camping-themed-Math-Addition-preschool-printable-game-Daycare-curriculum-1514580>


This one costs 95 cent.

PAPER PLATE CAMPING CRAFT




Get this worksheet here:

<https://nontoygifts.com/paper-plate-camping-craft/>



©Renee Dooly Fantastic First Grade Froggies

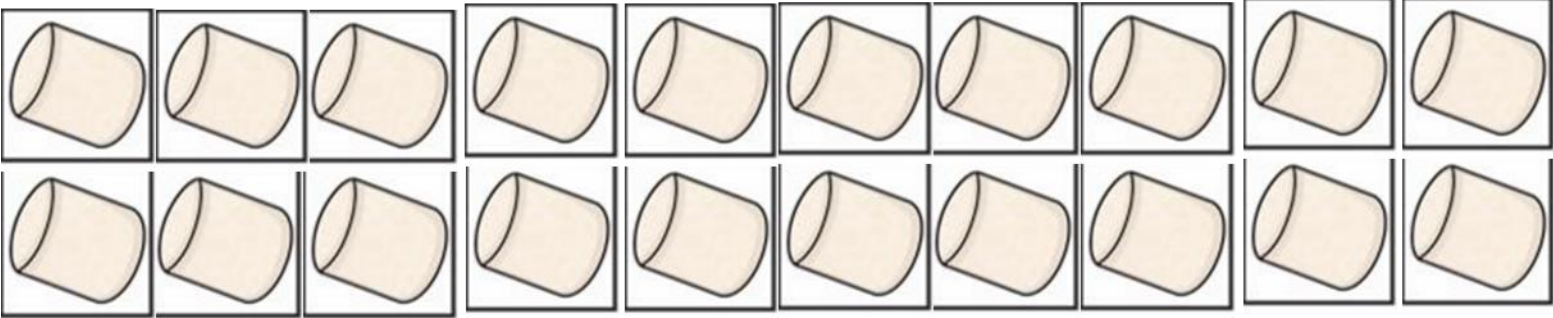


©Renee Dooly Fantastic First Grade Froggies

Get this worksheet here:


<https://www.teacherspayteachers.com/Product/Camping-Math-Centers-1224405>

For Wednesday



Source: <https://www.teacherspayteachers.com/Product/Camping-Math-Centers-1224405>

For Friday



Source: <http://kindergartenchaos.com/smoes-coverall-game-recipe-teaching/>

Name _____

Fishing Time!



Write the time next to each clock.



:



:



:



:



:



:



:



:

Get this worksheet here:

<https://www.teacherspayteachers.com/Product/Camping-MathCenters-1224405>

