

Weekly Lesson Plan Week 35, V-Z

	Theme & Letter	Phonics & Language	Sight Words	Math	Music & Movement	Science/ Social Studies	Art	Story Time
MON	Vv – Volcano Decorate upside down with red lava (marker) coming from point	V says /v/ as in violin Blend: va, ve, vi, vo, vu Words: van, vet, vi, vo, vu	n/a	Time concepts (before/after)	Dance Explode Volcano song https://www.youtube.com/watch?v=pNnLCdsc11g	Science: All About Volcanos Make a baking soda/vinegar volcano in class	Paper volcano	Vladimir The Volcano
TUE	Ww – Wiggly Worm Decorate w/ yarn “worms”	W says /w/ as in wake up Blend: wa, we, wi, wo, wu Words: wave, wet, with	we where	Making 10	Wiggly Woo song https://www.youtube.com/watch?v=l_niYGh2mEY	Science: All About Worms (observe real worms in class)	Paper worm craft	Wonderful Worms
WED	Xx – X-Ray Fish Decorate with white crayon/black paint	X says /ks/ as in water squirter Words: Max, six, box, tux	n/a	Counting Fish (on screen activity) https://iteachto.com/digital-math-activities-for-kids/	Fish song	Science: How do fish breath underwater experiment https://littlebinsforlittlehands.com/how-do-fish-breathe/	X-Ray fish craft	X is for X-Ray Fish
TH	Yy – Yacht Decorate with waves drawn with crayon	Y says /y/ as in yell Blend: ya, ye, yi, yo, yu Words: yes, yip, yum	yellow you	Identifying the bigger numbers	Row Row Row Your Boat song	Science: Sink/float activity	Paper plate yacht (boat)	Row Row Row Your Boat by Jane Cabrera
FRI	Zz – Zoo Decorate with zoo animal stickers	Z says /z/ as in a bee buzzing Blend: za, ze, zi, zo, zu	n/a	Comparing sizes	Zoo Movements song https://www.youtube.com/watch?v=xxqdLtUC8sA	Science: Habitats	Cardboard box zoo	The View at the Zoo

Supply List:

(You do not need to buy these things. This list is for your convenience in case you want to do any of the activities I demonstrate at home. I try to use common household items, so you won't have to buy many things. You may want to stock up on common art supplies such as glue, construction paper, and washable paint.)

Monday (Volcano)

Brown paper, red/yellow/orange tissue paper (or colored paper)



Tuesday (Worm)

Colored paper, scissors, marker




Wednesday ()

Paper fish, white paper lines, scissors, glue



Thursday (yacht)


Plastic dish, straw, paper flag, playdough (to hold flag)



Friday ()


Cardboard box, string, colorful duct tape (optional)






What comes first?

Label each picture with a B for before or an A for after.















Get this worksheet here:

Source:

<https://www.allkidsnetwork.com/sequencing/before-after-worksheet.asp>



Let's Make Ten

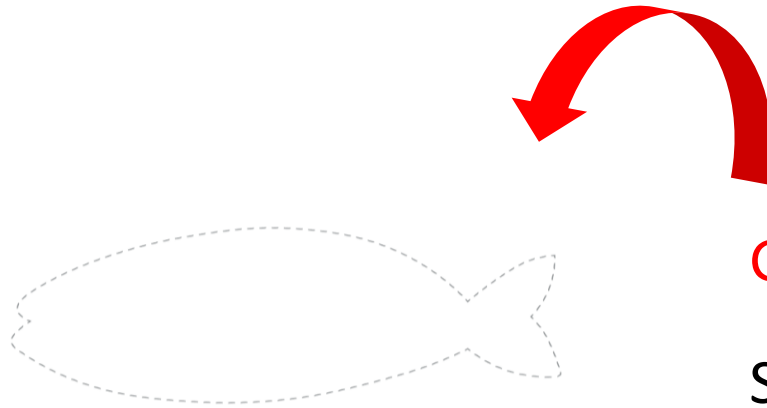
1		9
2		8
3		7
4		6
5		5
6		4
7		3
8		2
9		1

© From the Pond

Get this worksheet here:

Source:


<https://www.teacherspayteachers.com/FreeDownload/Making-10-Addition-Poster-6062693>



Get this template here:

Source:

<https://blog.allaboutlearningpress.com/letter-x-craft-x-ray-fish/>



VOWEL FISH Color the fish the correct color



cut ten nap

cop pin pot

hen hut hat

net sad rot

run sip pen


Name: _____

The Literacy Library

Get this worksheet here:

Source:



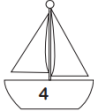




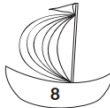
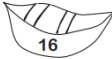



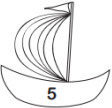





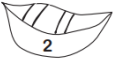

<https://thekindergartencconnection.com/fish-short-vowel-activity/>



Name _____ Date _____

Catch the Greater Boat


Compare the boats, then color the one containing the larger number.

 11	 6	 4	 14
 3	 7	 20	 8
 16	 15	 1	 3
 5	 10	 19	 8
 17	 12	 2	 6

Get this worksheet here:









Source:

<https://www.education.com/worksheets/article/catch-the-greater-boat-2018/>



Get this worksheet here:

COLOR BY SIZE

Color the longest snake. 	Color the tallest giraffe. 
Color the littlest monkey. 	Color the smallest penguin. 
Color the shortest ostrich. 	Color the largest bear. 
Color the biggest elephant. 	Color the fattest hippo. 

© Homeschool Preschool 2018 - <https://homeschoolpreschool.net>

Source:

<https://homeschoolpreschool.net/zoo-preschool-math-worksheets/>

Pre-Primer Sight Words Checklist

- | | |
|---------------------------------|---------------------------------|
| <input type="checkbox"/> a | <input type="checkbox"/> look |
| <input type="checkbox"/> and | <input type="checkbox"/> make |
| <input type="checkbox"/> away | <input type="checkbox"/> me |
| <input type="checkbox"/> big | <input type="checkbox"/> my |
| <input type="checkbox"/> blue | <input type="checkbox"/> not |
| <input type="checkbox"/> can | <input type="checkbox"/> one |
| <input type="checkbox"/> come | <input type="checkbox"/> play |
| <input type="checkbox"/> down | <input type="checkbox"/> red |
| <input type="checkbox"/> find | <input type="checkbox"/> run |
| <input type="checkbox"/> for | <input type="checkbox"/> said |
| <input type="checkbox"/> funny | <input type="checkbox"/> see |
| <input type="checkbox"/> go | <input type="checkbox"/> the |
| <input type="checkbox"/> help | <input type="checkbox"/> three |
| <input type="checkbox"/> here | <input type="checkbox"/> to |
| <input type="checkbox"/> I | <input type="checkbox"/> two |
| <input type="checkbox"/> in | <input type="checkbox"/> up |
| <input type="checkbox"/> is | <input type="checkbox"/> we |
| <input type="checkbox"/> it | <input type="checkbox"/> where |
| <input type="checkbox"/> jump | <input type="checkbox"/> yellow |
| <input type="checkbox"/> little | <input type="checkbox"/> you |