

Weekly Lesson Plan Week 31, G-K

	Theme & Letter	Phonics & Language	Sight Words	Math	Music & Movement	Science/Social Studies	Art	Story Time
MON	Rr – Rainbow Decorate with crayons connected with rubber band to make rainbow	R says /r/ as in “Rrrrr” like a motorcycle Blend: ra, re, ri, ro, ru	red run	Planting a Rainbow color sort	Rainbow song https://www.youtube.com/watch?v=TsD3yuCRnjw	Science: Color Changing Celery experiment	Make a fork flower painting	Planting a Rainbow by Lois Ehler
TUE	Ss – Strawberry Decorate with red crayon/black dots	S says /s/ as in “Ssss” like a snake Blend: sa, se, si, so, su	said see	Fruit Fractions (sheet)	Berry Berry Strawberry song https://www.youtube.com/watch?v=DUyklB3ZtOU	Science: Virtual Fieldtrip to Strawberry Patch	Strawberry Hand Print craft	The Little Mouse, The Red Ripe Strawberry, and the Big Hungry Bear by Audrey and Don Wood
WED	Tt – Turnip Decorate with purple paint	T says /t/ as in a ticking clock Blend: ta, te, ti, to, tu	the three to two	Finish the Patterns (sheet)	Pushes and Pulls song https://www.youtube.com/watch?v=94zy9gF40pE	Science: Forces- Push/Pull (sheet)	Turnip tissue paper craft	The Enormous Turnip by Alexsei Tolstoy
TH	Uu – Underground Decorate with brown crayon and bug stickers	U says /u/ as in “Uhhh” tummy ache Vowel U	up	Missing Numbers (on screen activity)	Wiggle Like a Worm song https://www.youtube.com/watch?v=OdJE5itVZfw	Science: Explore underground with homemade milk jug scoop; Sediment Jar	Underground Animals diorama	Underground by Denise Fleming
FRI	Earth Day Activities	Earth Day Syllables (on screen)	n/a	Minus 1 Cover Up (sheet)	Reduce Reuse Recycle Song https://www.youtube.com/watch?v=AOvcW8I3RzE	Science: About planet earth/ layers of the earth	Layers of the Earth with Playdough	Biscuit’s Earth Day Celebration by Alyssa-Satin-Capucilli

Supply List:

(You do not need to buy these things. This list is for your convenience in case you want to do any of the activities I demonstrate at home. I try to use common household items, so you won't have to buy many things. You may want to stock up on common art supplies such as glue, construction paper, and washable paint.)

Monday (Rainbow)

white paper, plastic fork (or real fork), paint



Tuesday (Strawberry)

White paper, red paint, green/black paint or marker



Wednesday (Turnip)

Purple paper,

Thursday (Underground)

Small box, brown marker/paint, animal printables, wooden blocks (optional)




Friday (Earth Day)

Playdough

(red, yellow, orange, blue/green)

*Use the colors you already have





Name _____

Planting a Rainbow

red	orange	yellow	green	blue	purple


by Still Playing School for Pre-K Pages

Get this worksheet here:

Source: <https://www.pre-kpages.com/planting-a-rainbow-color-sort/>

Fruit Fractions

Color 1 whole strawberry



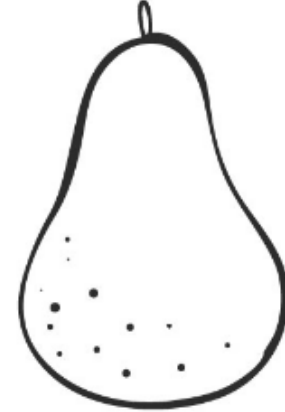
1

Color $\frac{1}{4}$ of the apple




$\frac{1}{4}$

Color $\frac{1}{2}$ of the plum



$\frac{1}{2}$

Color $\frac{1}{2}$ of the plum




$\frac{1}{2}$

Color 1 whole pineapple




1


Color $\frac{1}{2}$ of the watermelon



$\frac{1}{2}$



© teachingwithchildrensbooks.com



Get this worksheet here:

Source:







<https://teachingwithchildrensbooks.com/enormous-turnip-craft/>






Name: _____ Date: _____




Can you complete the patterns?





							
---	---	---	---	---	--	--	--

							
--	---	---	---	---	---	--	--

							
---	---	---	---	--	--	--	--

		
---	---	---

	
---	---

		
---	---	---



Push or Pull?

Name _____



Cut and sort the action pictures that show either a push or a pull.

push	pull



Get this worksheet here:

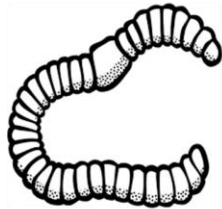
Source:
<https://thekindergartenconnection.com/push-or-pull-sort/>




Get this worksheet here:

Source:

<https://www.preschoolactivities.us/queen-worksheet-for-kids/free-printable-crown-worksheet-1/>





Get this worksheet here:

Source:

<https://www.recipeforteaching.com/2016/04/earth-day-math-games.html>

Pre-Primer Sight Words Checklist

- | | |
|---------------------------------|---------------------------------|
| <input type="checkbox"/> a | <input type="checkbox"/> look |
| <input type="checkbox"/> and | <input type="checkbox"/> make |
| <input type="checkbox"/> away | <input type="checkbox"/> me |
| <input type="checkbox"/> big | <input type="checkbox"/> my |
| <input type="checkbox"/> blue | <input type="checkbox"/> not |
| <input type="checkbox"/> can | <input type="checkbox"/> one |
| <input type="checkbox"/> come | <input type="checkbox"/> play |
| <input type="checkbox"/> down | <input type="checkbox"/> red |
| <input type="checkbox"/> find | <input type="checkbox"/> run |
| <input type="checkbox"/> for | <input type="checkbox"/> said |
| <input type="checkbox"/> funny | <input type="checkbox"/> see |
| <input type="checkbox"/> go | <input type="checkbox"/> the |
| <input type="checkbox"/> help | <input type="checkbox"/> three |
| <input type="checkbox"/> here | <input type="checkbox"/> to |
| <input type="checkbox"/> I | <input type="checkbox"/> two |
| <input type="checkbox"/> in | <input type="checkbox"/> up |
| <input type="checkbox"/> is | <input type="checkbox"/> we |
| <input type="checkbox"/> it | <input type="checkbox"/> where |
| <input type="checkbox"/> jump | <input type="checkbox"/> yellow |
| <input type="checkbox"/> little | <input type="checkbox"/> you |