

Weekly Lesson Plan Week 31, G-K

| | Theme & Letter | Language & Literacy | Pre-K Sight Words | Math | Music & Movement | SCIENCE/ SOCIAL STUDIES | ART | STORY Time |
|------------|---|---|-----------------------------------|--|--|--|---------------------------|---|
| MON | Nn – Nest Decorate with yarn, cotton, broom straw, hay, etc. (things in the book used to build a nest) | N says /n/ as in “Noooo” (Play Headbands) Blend: na, ne, ni, no, nu | not | Nest Patterns | Birds Movement Cards/Actions | Science: Explore bird beaks using tweezers | Paper bag bird’s nest | My Nest is Best by P.D. Eastman |
| TUE | Oo – Octopus Decorate with paper arms like an octopus | O says /o/ as in “Ahhhh” (sore throat) Vowel O | one | Number recognition 1-20 Dot to dot sheet | The Octopus song by The Learning Station | Social Studies: Map skills | Toilet paper roll octopus | My Octopus Arms by Keith Baker |
| WED | Pp – Pizza Decorate with | P says /p/ as in popcorn Blend: pa, pe, pi, po, pu | play | Count and add toppings Sizes: 1 whole, ½, ¼ | Pizza Man song by Jack Hartmann | Science: Solar Oven | Paper plate pizza | Pete the Cat and the Perfect Pizza Party by Kimberly and James Dean |
| TH | Qq – Queen and King Decorate with jewels | Q says /q/ as in “Quiet” Q’s best friend u (qu are usually together) | n/a | Count and match jewels on crowns | Castle song | Science: Melting Castle Science experiment | Paper plate crown craft | The Queen of Kindergarten |
| FRI | | | Easter Themed Learning Activities | | | | | |

Supply List:

(You do not need to buy these things. This list is for your convenience in case you want to do any of the activities I demonstrate at home. I try to use common household items, so you won't have to buy many things. You may want to stock up on common art supplies such as glue, construction paper, and washable paint.)

Monday (Nest)

paper bag, Easter grass or paper to fill nest, plastic egg for bird (optional)



Tuesday (Octopus)

Toilet paper roll, paint (optional), scissors



Wednesday (Pizza)

Paper plate, red paint or crayon, colorful paper for pizza toppings, glue




Thursday

Brown paper (or white and color it), scissors, glue/tape/staple


Friday

TBA





Circle or stamp the picture that completes the pattern.





Clip Art designed by Goodness & Fun

© 2014 teachingmama.org

Get this worksheet here:

Source:

[https://teachingmama.org/letter-n-
printables/](https://teachingmama.org/letter-n-
printables/)





kidadl

Get this worksheet here:

Source:

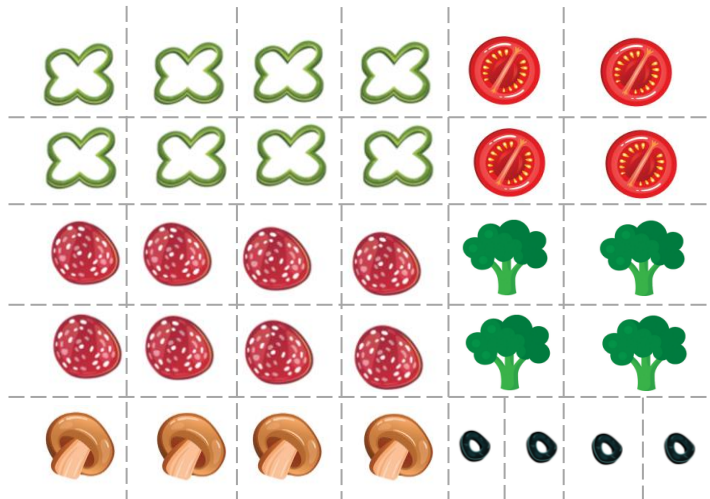
<https://kidadl.com/free-dot-to-dot-printables/animals/octopus-easy>



Get these printables
here:

Source:


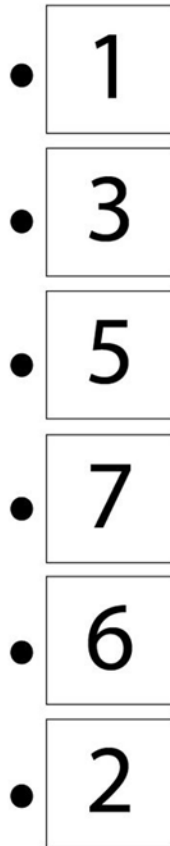

<https://www.mrsmerry.com/make-a-pizza-printable-cutouts/>



For decorating letter Q

Thurs.





Get this worksheet here:

Source:

<https://www.preschoolactivities.us/queen-worksheet-for-kids/free-printable-crown-worksheet-1/>

Pre-Primer Sight Words Checklist

- | | |
|---------------------------------|---------------------------------|
| <input type="checkbox"/> a | <input type="checkbox"/> look |
| <input type="checkbox"/> and | <input type="checkbox"/> make |
| <input type="checkbox"/> away | <input type="checkbox"/> me |
| <input type="checkbox"/> big | <input type="checkbox"/> my |
| <input type="checkbox"/> blue | <input type="checkbox"/> not |
| <input type="checkbox"/> can | <input type="checkbox"/> one |
| <input type="checkbox"/> come | <input type="checkbox"/> play |
| <input type="checkbox"/> down | <input type="checkbox"/> red |
| <input type="checkbox"/> find | <input type="checkbox"/> run |
| <input type="checkbox"/> for | <input type="checkbox"/> said |
| <input type="checkbox"/> funny | <input type="checkbox"/> see |
| <input type="checkbox"/> go | <input type="checkbox"/> the |
| <input type="checkbox"/> help | <input type="checkbox"/> three |
| <input type="checkbox"/> here | <input type="checkbox"/> to |
| <input type="checkbox"/> I | <input type="checkbox"/> two |
| <input type="checkbox"/> in | <input type="checkbox"/> up |
| <input type="checkbox"/> is | <input type="checkbox"/> we |
| <input type="checkbox"/> it | <input type="checkbox"/> where |
| <input type="checkbox"/> jump | <input type="checkbox"/> yellow |
| <input type="checkbox"/> little | <input type="checkbox"/> you |