

## Weekly Lesson Plan Week 31, G-K

	Theme & Letter	Language & Literacy	Pre-K Sight Words	Math	Music & Movement	SCIENCE/ SOCIAL STUDIES	ART	STORY Time
<b>MON</b>				-----Spring Break-----				
<b>TUE</b>				-----Spring Break-----				
<b>WED</b>				-----Spring Break-----				
<b>TH</b>	Ll – Little Red Riding Hood  Decorate with red crayon	L says /l/ as in lalala (Favorite Color song) Blend: la, le, li, lo, lu lad, let, lip, lot, luck	little look	Same size	Little Red Riding hood song (Pink Fong)	Social Studies: Map skills	Paper basket craft	Little Red Riding Hood by Lady Bird
<b>FRI</b>	Mm –  Decorate like a mouse (printable included)	M says /m/ as in mmmmm Blend: ma,me, mi, mo, mu man, men, mid, mop, mud	make me my  /ou/ sound as in mouse and /ow/ sound as in brownie	3D Shapes  Rectangular Prism brownie craft	I’m a Mouse action song	Science: Mice	Toilet paper roll mouse	If You Give a Mouse a Brownie by Laura Numeroff

## Supply List:

(You do not need to buy these things. This list is for your convenience in case you want to do any of the activities I demonstrate at home. I try to use common household items, so you won't have to buy many things. You may want to stock up on common art supplies such as glue, construction paper, and washable paint.)

Monday

Tuesday


Wednesday


Thursday

Brown paper (or white and color it), scissors, glue/tape/staple

Friday

Toilet roll mouse (brown, blue, pink paper, marker)





**Observing Sizes** Circle the items in the right column that are the same size as the one in the 1st column.  
www.123homeschool4me.com

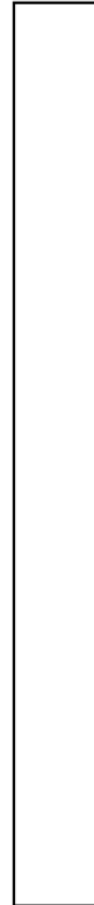


Get this free worksheet here:

Source:

[https://www.123homeschool4me.com/free-little-red-riding-hood-worksheets\\_13/](https://www.123homeschool4me.com/free-little-red-riding-hood-worksheets_13/)



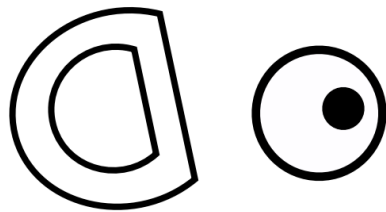

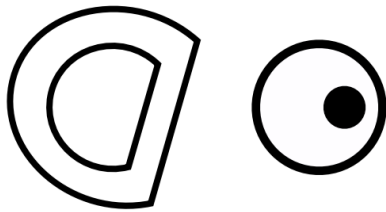
For personal and classroom use ONLY



Get this free worksheet here:

Source:


<https://www.teatimemonkeys.com/paper-basket-craft/>



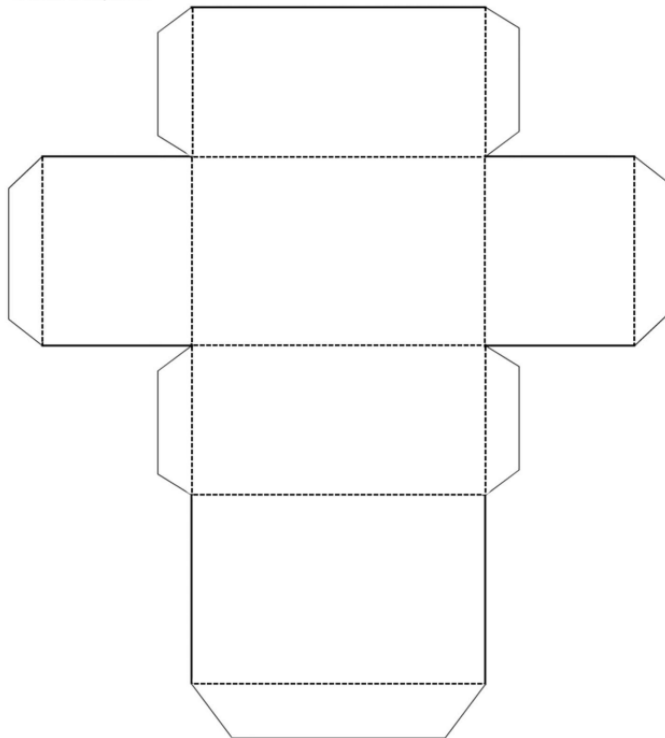
Get this free worksheet here:

Source:

<https://www.adabofgluewilldo.com/animal-alphabet-m-is-for-mouse-craft/>



1. Color the shape (optional).
2. Cut on solid lines.
3. Fold on dashed lines.
4. Glue it together.



Get this free worksheet here:  
Source:  
<http://bluebirdplanet.com/printables6.html>

# Pre-Primer Sight Words Checklist

- |                                 |                                 |
|---------------------------------|---------------------------------|
| <input type="checkbox"/> a      | <input type="checkbox"/> look   |
| <input type="checkbox"/> and    | <input type="checkbox"/> make   |
| <input type="checkbox"/> away   | <input type="checkbox"/> me     |
| <input type="checkbox"/> big    | <input type="checkbox"/> my     |
| <input type="checkbox"/> blue   | <input type="checkbox"/> not    |
| <input type="checkbox"/> can    | <input type="checkbox"/> one    |
| <input type="checkbox"/> come   | <input type="checkbox"/> play   |
| <input type="checkbox"/> down   | <input type="checkbox"/> red    |
| <input type="checkbox"/> find   | <input type="checkbox"/> run    |
| <input type="checkbox"/> for    | <input type="checkbox"/> said   |
| <input type="checkbox"/> funny  | <input type="checkbox"/> see    |
| <input type="checkbox"/> go     | <input type="checkbox"/> the    |
| <input type="checkbox"/> help   | <input type="checkbox"/> three  |
| <input type="checkbox"/> here   | <input type="checkbox"/> to     |
| <input type="checkbox"/> I      | <input type="checkbox"/> two    |
| <input type="checkbox"/> in     | <input type="checkbox"/> up     |
| <input type="checkbox"/> is     | <input type="checkbox"/> we     |
| <input type="checkbox"/> it     | <input type="checkbox"/> where  |
| <input type="checkbox"/> jump   | <input type="checkbox"/> yellow |
| <input type="checkbox"/> little | <input type="checkbox"/> you    |