

Weekly Lesson Plan Week 29, Y-B & Saint Patrick's Day

	Theme & Letter	Language & Literacy	Pre-K Sight Words	Math	Music & Movement	SCIENCE/ SOCIAL STUDIES	ART	STORY Time
MON	Gg – Grass Decorate with green strips of paper “grass”	G says /g/ as in gulping water Blend: ga, ge, gi, go, gu Words – gap, get, got, gum	go	Counting 1-20 Feed the hippo grass game (on screen)	The Green Grass Grew all Around song	Science: All about grass/plant grass	Grass head friend	In the Tall Tall Grass
TUE	Hh – Hippo Decorate gray like a hippo	H says /h/ as in running/breathing Blend: ha, he, hi, ho, hu Words-had, hen, his, hop, hum	help here	Letter maze- count the spaces right/left/up/down	Happy Hippo song	Science: All about Hippos	Hippo paper bag puppet	Hippo Has a Hat
WED	li – Icecream Decorate with sprinkles	I says /i/ as in itchy dots Long/short I sounds	I in is It	Ice Cream Patterns	Ice Cream song	Social Studies: Make homemade icecream	Paper plate ice cream cone	Splat the Cat, I Scream for Ice Cream
TH	Jj – Jellyfish Decorate with tissue paper strips	J says /j/ as in jump Blend: ja, je, ji, jo, ju jam, jet, jig, job, jug	jump	Jellyfish Number Order by 10's	Jellyfish song	Science: All about Jellyfish	Paper plate jellyfish	Peanut Butter and Jellyfish
FRI	Kk – Kites Decorate with	K says /k/ as in kick Blend: ka,ke, ki, ko, ku	n/a	Simple kite word problems	Kites song	Science: Wind power	Colorful paper kite	Kite Day

Wear a hat on Tuesday!

Supply List:

(You do not need to buy these things. This list is for your convenience in case you want to do any of the activities I demonstrate at home. I try to use common household items, so you won't have to buy many things. You may want to stock up on common art supplies such as scissors, glue, and washable paint.)

Monday

Paper cup, face printables, scissors, dirt, grass seed



Tuesday

Paper bag, hippo printable, glue, scissors



Wednesday

Brown paper, paper plate, "sprinkles"



Thursday


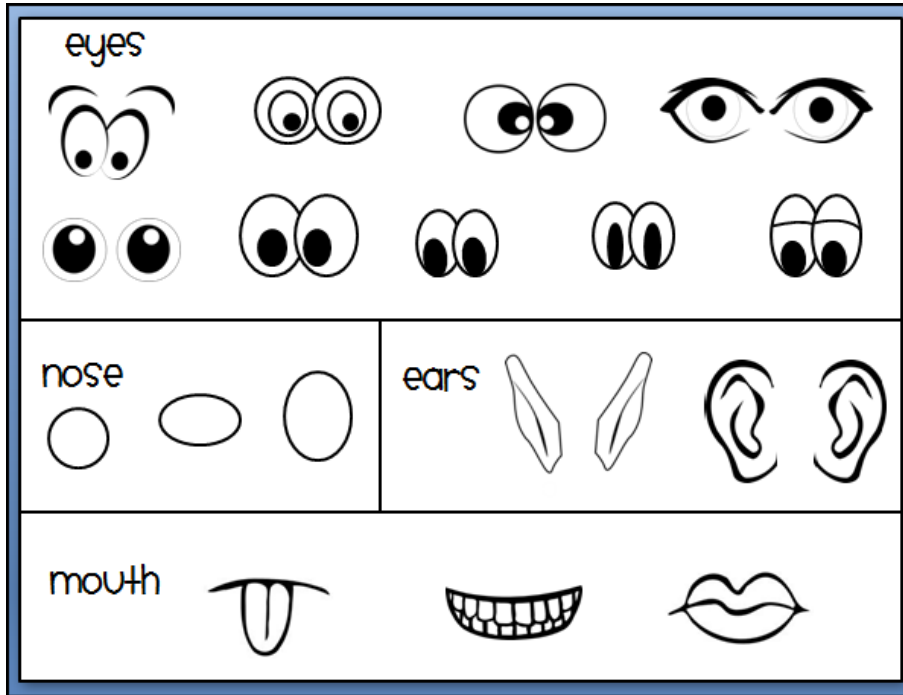
Paper plate, ribbon, paint (optional)



Friday

Colorful paper, glue





Get this printable here:


Source:

<http://ofprimaryimportance.blogspot.com/2012/04/plants-and-some-word-work.html>



Letter Maze Find: H h

Using a marker, crayon, or do-a-dot bingo marker, find your way by marking both upper and lowercase letters to complete the maze!

a	b	H	h	H	H	h	k	J	o
a	f	h	e	c	H	H	a	g	w
w	B	H	h	H	B	h	O	M	Q
START →	H	c	V	h	q	h	e	n	r
b	h	b	h	H	E	H	t	s	i
H	H	p	H	m	C	h	H	H	d
h	c	h	H	x	e	G	c	h	END! 
h	H	h	o	s	C	q	o	m	f


Copyright 2019 © Erica Made Designs, LLC

www.confessionsofahomeschooler.com

Get this worksheet
here:

Source:

<https://www.confessionsofahomeschooler.com/blog/2010/11/letter-h-for-hippo.html>



©TheTucsonPuppetLady.com
Hippo Paper Bag Puppet Pattern

Get this printable here:





















Source:





<https://thetucsonpuppetlady.com/downloads/free-hippo-paper-bag-puppet/>

Name: _____

Complete the Pattern

Look at each pattern below and then use the box on the right to complete the pattern.

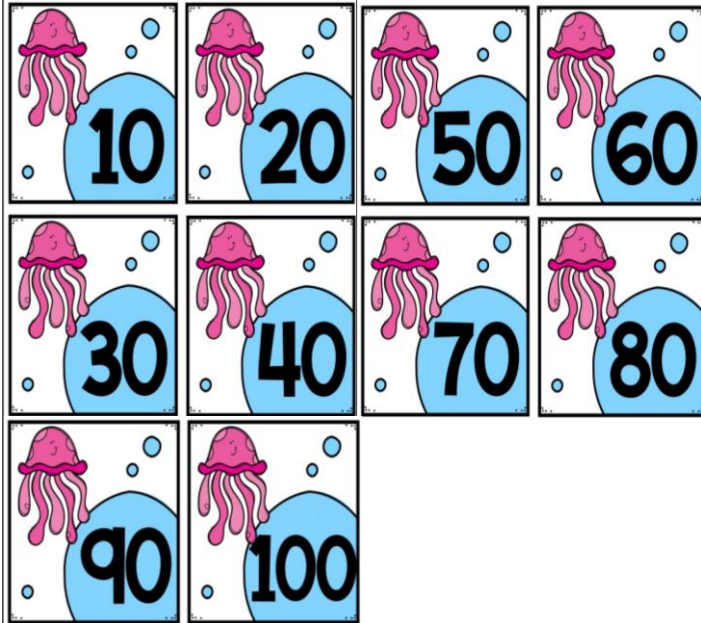
			
---	---	---	---

Copyright www.myteachingstation.com Early Childhood Educational Resources Teaching Station

Get this worksheet here:

Source:

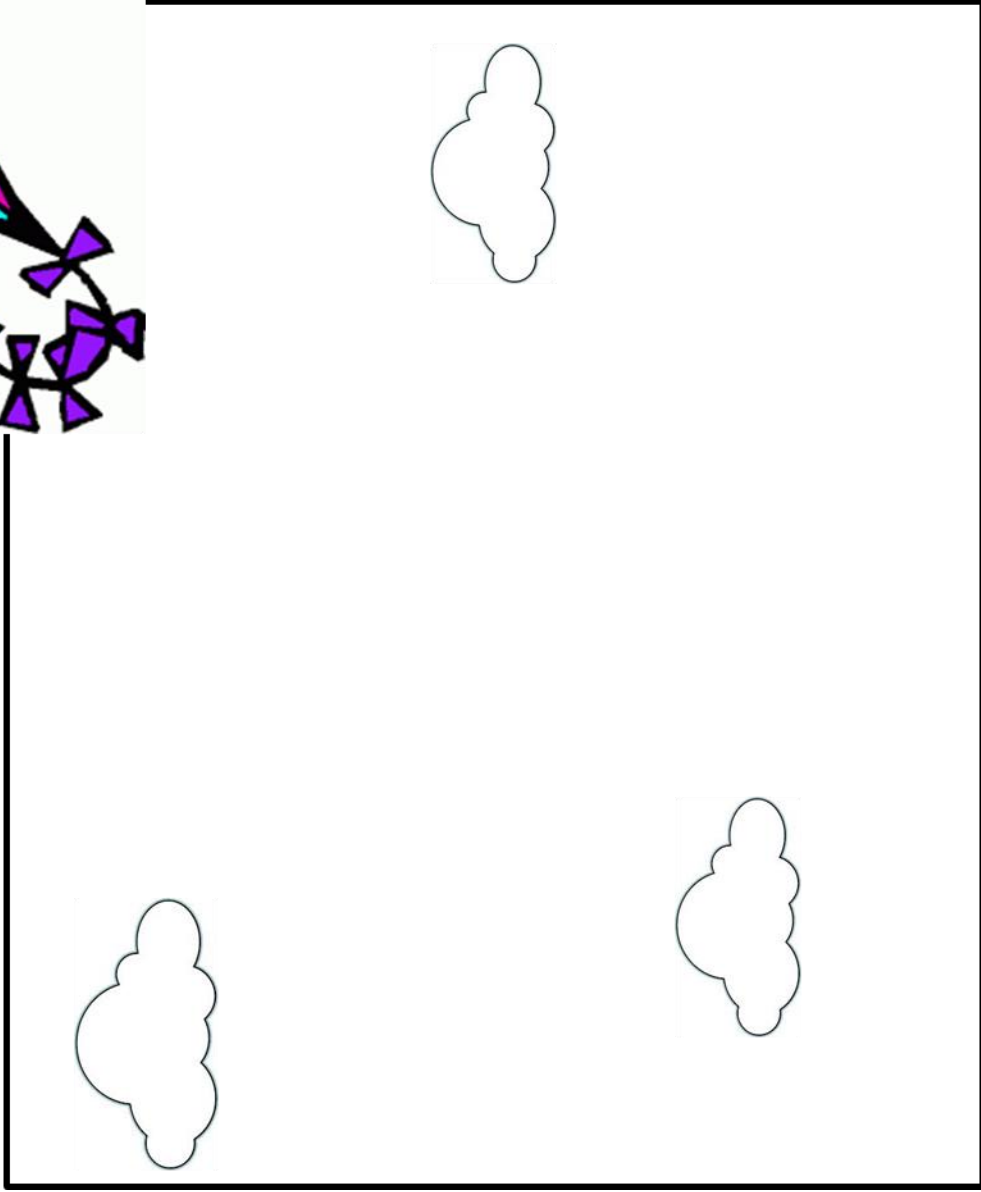
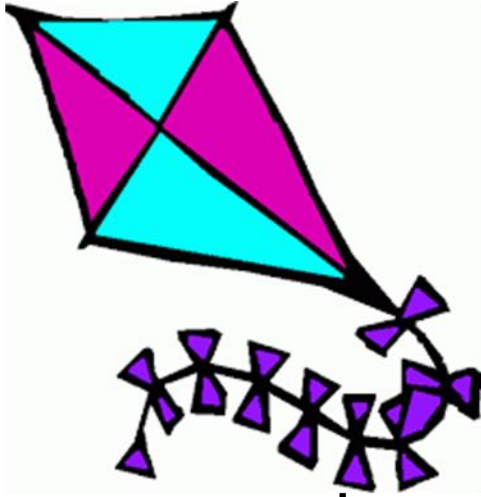
<https://www.myteachingstation.com/math/patterns/complete-the-ice-cream-patterns>



Get these here FREE:

<https://www.teacherspayteachers.com/Product/FREE-Jellyfish-Math-Center-Counting-Ordering-and-Writing-Numbers-to-100-7633776?st=f9c50f134f9483a5525264d4860dec20>

___ kites fly in the sky.
___ come down. How
many are still in the sky?



—
=

Pre-Primer Sight Words Checklist

- | | |
|---------------------------------|---------------------------------|
| <input type="checkbox"/> a | <input type="checkbox"/> look |
| <input type="checkbox"/> and | <input type="checkbox"/> make |
| <input type="checkbox"/> away | <input type="checkbox"/> me |
| <input type="checkbox"/> big | <input type="checkbox"/> my |
| <input type="checkbox"/> blue | <input type="checkbox"/> not |
| <input type="checkbox"/> can | <input type="checkbox"/> one |
| <input type="checkbox"/> come | <input type="checkbox"/> play |
| <input type="checkbox"/> down | <input type="checkbox"/> red |
| <input type="checkbox"/> find | <input type="checkbox"/> run |
| <input type="checkbox"/> for | <input type="checkbox"/> said |
| <input type="checkbox"/> funny | <input type="checkbox"/> see |
| <input type="checkbox"/> go | <input type="checkbox"/> the |
| <input type="checkbox"/> help | <input type="checkbox"/> three |
| <input type="checkbox"/> here | <input type="checkbox"/> to |
| <input type="checkbox"/> I | <input type="checkbox"/> two |
| <input type="checkbox"/> in | <input type="checkbox"/> up |
| <input type="checkbox"/> is | <input type="checkbox"/> we |
| <input type="checkbox"/> it | <input type="checkbox"/> where |
| <input type="checkbox"/> jump | <input type="checkbox"/> yellow |
| <input type="checkbox"/> little | <input type="checkbox"/> you |