

## Weekly Lesson Plan Week 29, Y-B & Saint Patrick's Day

	Theme & Letter	Language & Literacy	Pre-K Sight Words	Math	Music & Movement	SCIENCE/ SOCIAL STUDIES	ART	STORY Time
<b>MON</b>	Cc – Caterpillar  Decorate like a caterpillar with pom pom balls	C says /c/ as in cut Blend: ca, ce, ci, co, cu Words – cap, cot, cut (c before e and l says “s”)	Review can come	Measuring (non-standard units)	Hungry Caterpillar song	Science: From Caterpillar to Butterfly	Egg Carton Caterpillar	The Very Hungry Caterpillar by Eric Carle
<b>TUE</b>	Dd – Ducks  Decorate with yellow crayon and an orange paper beak	D says /d/ as in knocking on the door Blend: da, de, di, do, du Words-dad, den, dig, dot, dug	Review down	Rubber Duck Subtraction (on screen)	Little Ducks Dance	Science: Virtual Fieldtrip to Tractor Supply to see the baby ducklings	Paper plate duck pond	Giggle Giggle Quack
<b>WED</b>	Ee – Emu  Decorate with feathers (craft feathers or cut out from paper)	E says /e/ as in “Eh, What’d you say?”  Sneaky e rule	n/a	Telling Time to the Hour	7 Continents song	Social Studies: Continents Emu come from Australia Emu-2 <sup>nd</sup> largest bird	Draw an Emu art project	Edward the Emu by Sheena Knowles
<b>TH</b>	Ff – Frog  Decorate with green crayon	F says /f/ as in frog (Kermit the Frog visits today) Blend: fa, fe, fi, fo, fu fan, fed, fit, fun	Review find for funny	Frog Addition	Five Green and Speckled Frogs song	Science: From Tadpole to Frog	Frog craft with roll out tongue	The Icky Sticky Frog
<b>FRI</b>				Spring Themed Activities				

## Supply List:

(You do not need to buy these things. This list is for your convenience in case you want to do any of the activities I demonstrate at home. I try to use common household items, so you won't have to buy many things. You may want to stock up on common art supplies such as glue, construction paper, and washable paint.)

### Monday

Egg carton, paint or markers, wiggly eyes (optional), pipe cleaner (optional) Note: If you have a shiny egg carton, I will show how to add dots on top with paper



### Tuesday

Paper plate, blue crayon, green paper (optional), paper duck or draw your own, rocks (optional), gem clip, magnet (optional)



### Wednesday

White paper, printable crayons-blue, purple, pink, yellow, green

### Thursday

Paper plate or a cereal box cardboard would work fine, green crayon/marker/paint, red paper





### Friday


TBA





Name \_\_\_\_\_


 Cut. **The Very Hungry Caterpillar**


 Measure.

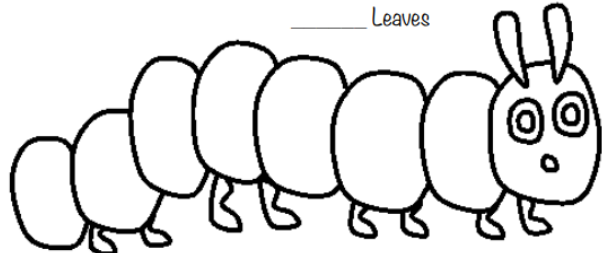
 Write.

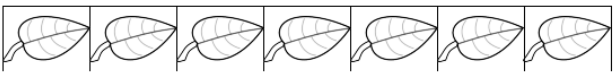
  
\_\_\_\_\_ Leaves

  
\_\_\_\_\_ Leaves

  
\_\_\_\_\_ Leaves


  
\_\_\_\_\_ Leaves

  
\_\_\_\_\_ Leaves

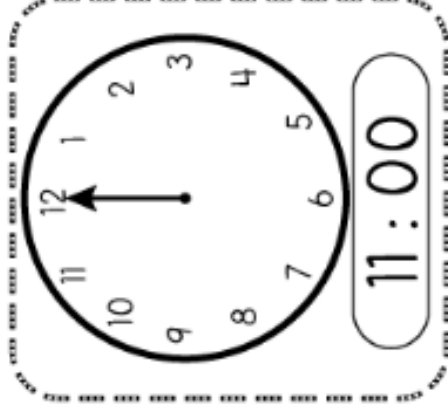

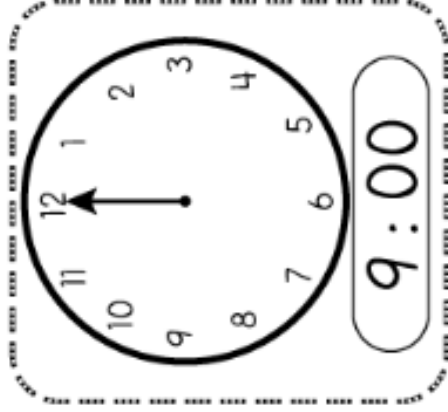
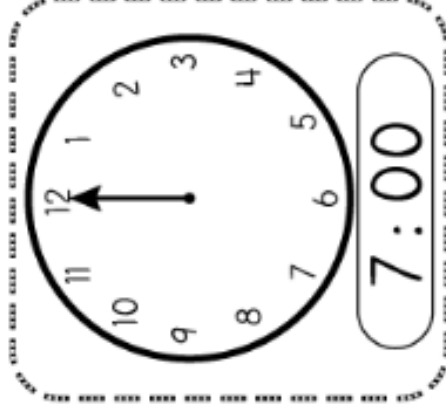
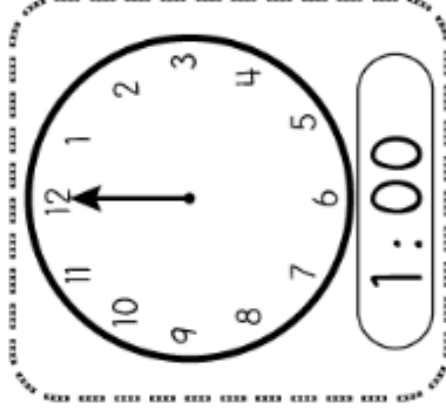
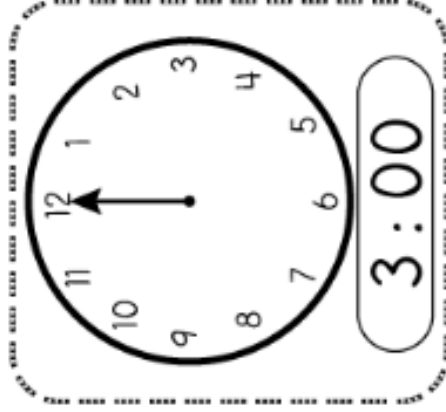
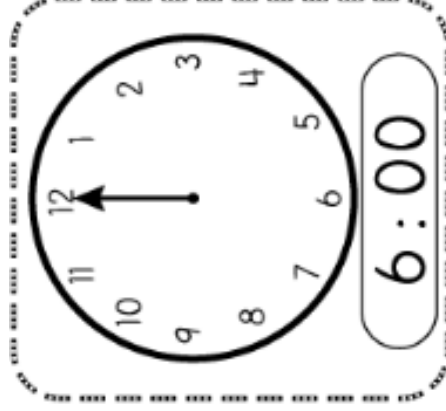
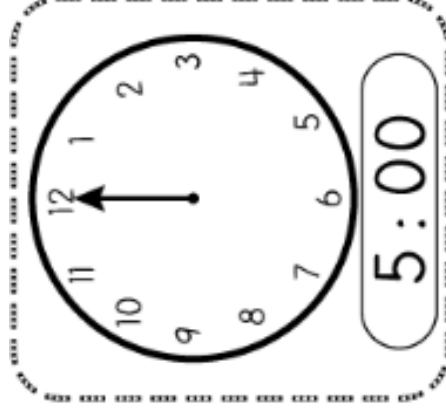
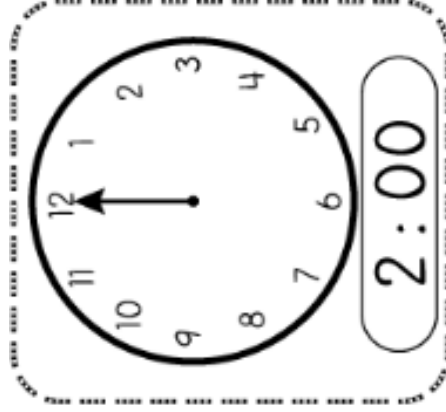


Download this sheet here:

<https://www.teacherspayteachers.com/FreeDownload/The-Very-Hungry-Caterpillar-Measuring-2127924>



# Draw the Time





Name \_\_\_\_\_

Roll the dice. Then add 1.  
Color the matching circle.

©2016 Kindergarten Principles

Download this sheet here:

Source:

<https://www.teacherspayteachers.com/Product/FREEBIE-Roll-and-Color-Frog-Theme-2553368>

# Pre-Primer Sight Words Checklist

- |                                 |                                 |
|---------------------------------|---------------------------------|
| <input type="checkbox"/> a      | <input type="checkbox"/> look   |
| <input type="checkbox"/> and    | <input type="checkbox"/> make   |
| <input type="checkbox"/> away   | <input type="checkbox"/> me     |
| <input type="checkbox"/> big    | <input type="checkbox"/> my     |
| <input type="checkbox"/> blue   | <input type="checkbox"/> not    |
| <input type="checkbox"/> can    | <input type="checkbox"/> one    |
| <input type="checkbox"/> come   | <input type="checkbox"/> play   |
| <input type="checkbox"/> down   | <input type="checkbox"/> red    |
| <input type="checkbox"/> find   | <input type="checkbox"/> run    |
| <input type="checkbox"/> for    | <input type="checkbox"/> said   |
| <input type="checkbox"/> funny  | <input type="checkbox"/> see    |
| <input type="checkbox"/> go     | <input type="checkbox"/> the    |
| <input type="checkbox"/> help   | <input type="checkbox"/> three  |
| <input type="checkbox"/> here   | <input type="checkbox"/> to     |
| <input type="checkbox"/> I      | <input type="checkbox"/> two    |
| <input type="checkbox"/> in     | <input type="checkbox"/> up     |
| <input type="checkbox"/> is     | <input type="checkbox"/> we     |
| <input type="checkbox"/> it     | <input type="checkbox"/> where  |
| <input type="checkbox"/> jump   | <input type="checkbox"/> yellow |
| <input type="checkbox"/> little | <input type="checkbox"/> you    |