

Weekly Lesson Plan Week 29, Y-B & Saint Patrick's Day


	Theme & Letter	Language & Literacy	Pre-K Sight Words	Math	Music & Movement	SCIENCE/ SOCIAL STUDIES	ART	STORY Time
MON	Yy – Yoyo Decorate with yellow paper bits	Y says /y/ as in yell Blend: ya, ye, yi, yo, yu Words – yak, yes	yellow	Sequencing by size	Jump Up, Bend Down song	Science: Gravity	Yoyo cupcake liner craft	The Yoyo King
TUE	Zz – ZigZag Lightening and Weather Decorate with zigzag lines	Z says /z/ as in bees Blend: za, ze, zi, zo, zu Words-zip	n/a	Roll a Cloud Number Recognition/ Addition (sheet)	The Weather song	Science: Cloud in a jar experiment	Zig Zag painting	Franklin and the Thunderstorm
WED	Aa – Ant Decorate with fingerprint ants	A says /a/ as in achoo Vowel A Identifying the vowels (sheet)	and	Ant Ten Frames (on screen)	The Ants Go Marching song	Science: Ant Farm	Toilet paper roll ant	Hey Little Ant
TH	Saint Patrick's Day Themed Special Learning Activities							
FRI	Bb – Blueberries Decorate with blue dots	B says /b/ as in bubbles Blend: ba, be, bi, bo, bu Bat, beg, bin, bop, bus	blue	Blueberry Math Greater Than/Less Than	Blueberry song	Science: About blueberries	Blueberry pie craft	Blueberries for Sal

Supply List:

(You do not need to buy these things. This list is for your convenience in case you want to do any of the activities I demonstrate at home. I try to use common household items, so you won't have to buy many things. You may want to stock up on common art supplies such as glue, construction paper, and washable paint.)

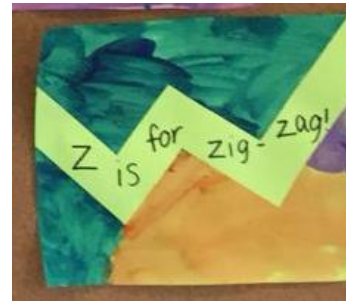
Monday

Colored paper, string, cupcake liner (or cut circle from paper)



Tuesday

Heavy Paper, painters tape (or use paper), paints



Wednesday


1 toilet paper roll, black paint (or paper), wiggly Eyes (or draw), glue, black pipe cleaner (optional)

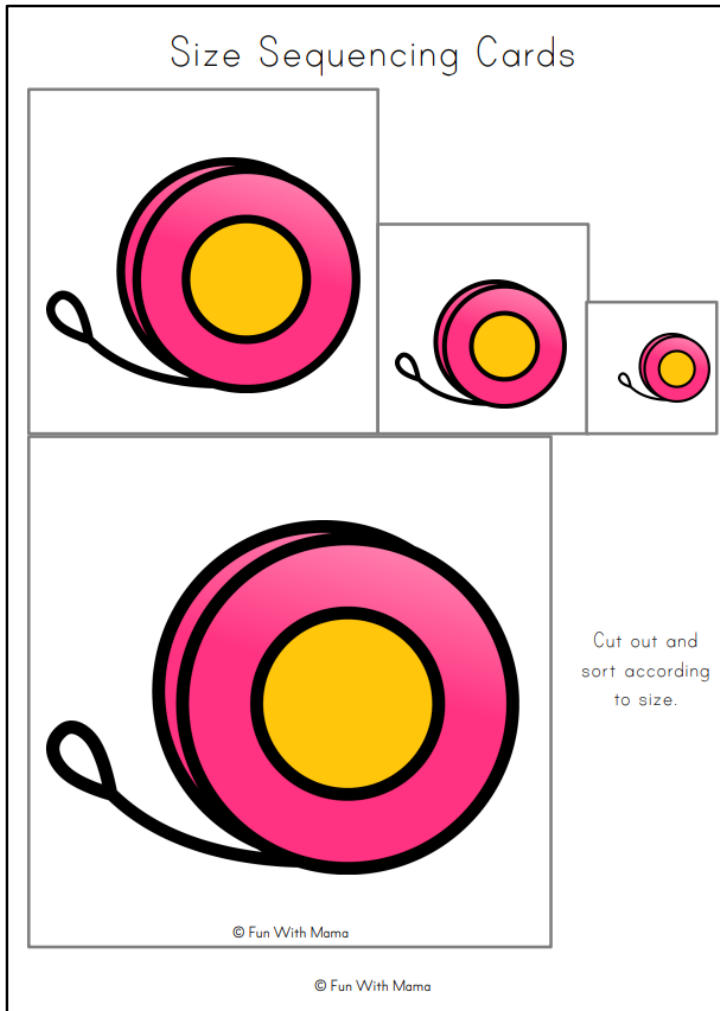
Thursday

TBA

Friday

Paper plate, blue paint (or crayon), brown paper, scissors, glue





Get this worksheet here:

Source:

<https://www.funwithmama.com/letter-y-worksheets-for-preschool/>

Roll a Cloud +5

Name: _____ Roll one time and add 5 to your number. Color in one cloud with the matching number.

11	10	6	8
8	7	11	7
9	9	9	8
10	8	7	10
7	6	11	6

happyteacherhappyykids.com

Get this worksheet here:

Source:
















<http://happyteacherhappyykids.com/cloud-fact-writing-more-freebie/>

Name _____

Date _____

Short Vowels


Color the picture that matches the short vowel sound on each row.

a			
e			
i			
o			
u			

www.cleverlearner.com

Get this worksheet here:

Source <http://cleverlearner.com/letter-sounds/short-vowel-sounds-worksheets.html>





Pre-Primer Sight Words Checklist

- | | |
|---------------------------------|---------------------------------|
| <input type="checkbox"/> a | <input type="checkbox"/> look |
| <input type="checkbox"/> and | <input type="checkbox"/> make |
| <input type="checkbox"/> away | <input type="checkbox"/> me |
| <input type="checkbox"/> big | <input type="checkbox"/> my |
| <input type="checkbox"/> blue | <input type="checkbox"/> not |
| <input type="checkbox"/> can | <input type="checkbox"/> one |
| <input type="checkbox"/> come | <input type="checkbox"/> play |
| <input type="checkbox"/> down | <input type="checkbox"/> red |
| <input type="checkbox"/> find | <input type="checkbox"/> run |
| <input type="checkbox"/> for | <input type="checkbox"/> said |
| <input type="checkbox"/> funny | <input type="checkbox"/> see |
| <input type="checkbox"/> go | <input type="checkbox"/> the |
| <input type="checkbox"/> help | <input type="checkbox"/> three |
| <input type="checkbox"/> here | <input type="checkbox"/> to |
| <input type="checkbox"/> I | <input type="checkbox"/> two |
| <input type="checkbox"/> in | <input type="checkbox"/> up |
| <input type="checkbox"/> is | <input type="checkbox"/> we |
| <input type="checkbox"/> it | <input type="checkbox"/> where |
| <input type="checkbox"/> jump | <input type="checkbox"/> yellow |
| <input type="checkbox"/> little | <input type="checkbox"/> you |

Read



yellow

Build

write

Read

and &

Build

write

Read

blue



Build

write

Read

Build

Write