

Weekly Lesson Plan Week 27, O-S

	Theme & Letter	Language & Literacy	Pre-K Sight Words	Math	Music & Movement	SCIENCE/ SOCIAL STUDIES	ART	STORY Time
MON	Oo – Over in the Meadow Decorate with green crayon/ grass	O says /o/ as in /ahhhh/ at Dr. Vowel O Long/short sounds	n/a Other: Rhyming words	Over in the Meadow counting and tallying (on screen)	Over in the Meadow song with motions	Social Studies: What is a Meadow	Paper plate turtle	Over in the Meadow by Ezra Jack Keats
TUE	Pp – Popcorn Decorate by scribbling popcorn and adding yellow crayon/butter	P says /p/ as in popcorn Blend: pa, pe, pi, po, pu Words – pad, pen, pit, pod, pug	Play Other: My popcorn adventure story	Popcorn math number recognition (like Bingo...cover the number with a piece of popcorn or draw an X)	Popcorn song	Science: Dancing popcorn experiment	Popcorn box with popcorn craft	The Popcorn book by Tomi dePaola
WED	Qq – Quail Decorate like a quail (printables included or draw your own)	Q says /q/ as in quiet Q’s best friend u Special sound “ck” at the end of words Words – quack, quick	n/a	Quail counting/ Number recognition	Flap Your Wings Together song	Science: Egg drop experiment	Paper bag Quail	Quincy the Quail by Barbara Renner
TH	Rr – Race Decorate like road(black or gray with yellow stripes)	R says /rrr/ as in motorcycle Blend: ra, re, ri, ro, ru Words – ran, red, rip, Ron, rub	run	Race track dice game/counting, adding on	Race cars song	Science: Viscosity race	Toilet paper roll race car	George’s Race Car
FRI	Ss – Spaceship Decorate like a martian with green/lots of eyes, etc.	S says /sss/ like a snake Blend: sa, se, si, so, su Words – sad, set, sip, sod, sun	said	Spaceship Patterns	Ten Little Aliens song	Science: All about space	Paper chain snake - long	Three Little Aliens and the Big Bad Robot

Supply List:

(You do not need to buy these things. This list is for your convenience in case you want to do any of the activities I demonstrate at home. I try to use common household items, so you won't have to buy many things. You may want to stock up on common art supplies such as glue, construction paper, and washable paint.)

Monday

Paper plate, paint/markers, green paper, glue



Tuesday

Popcorn box printable (or draw your own), red crayon/marker, yellow/white paper balled up, glue,



Wednesday

Quail printable (or draw your own), paper bag, scrap paper, glue


Thursday

Toilet paper roll, colorful paper or paint, brad (optional) glue

Friday

2 paper plates, items to decorate, Empty Keurig cup or other small paper cup






SAMPLE worksheet


You can get this free worksheet by downloading here:

<https://www.teacherspayteachers.com/FreeDownload/Popcorn-Math-Game-1372666>

NOTE: Worksheets that I do not create or that I purchase for class or that require a subscription, will be displayed as a sample for your inconvenience. Visit the site listed to get a copy for the lesson.





To decorate letter Q



For paper bag quail

Wed.



Name _____

Circle the Number!

Count the quail in each row and then circle the correct number.

0 1 2 3 4 5 6 7 8 9 10

0 1 2 3 4 5 6 7 8 9 10

0 1 2 3 4 5 6 7 8 9 10

0 1 2 3 4 5 6 7 8 9 10

0 1 2 3 4 5 6 7 8 9 10

0 1 2 3 4 5 6 7 8 9 10

SAMPLE worksheet

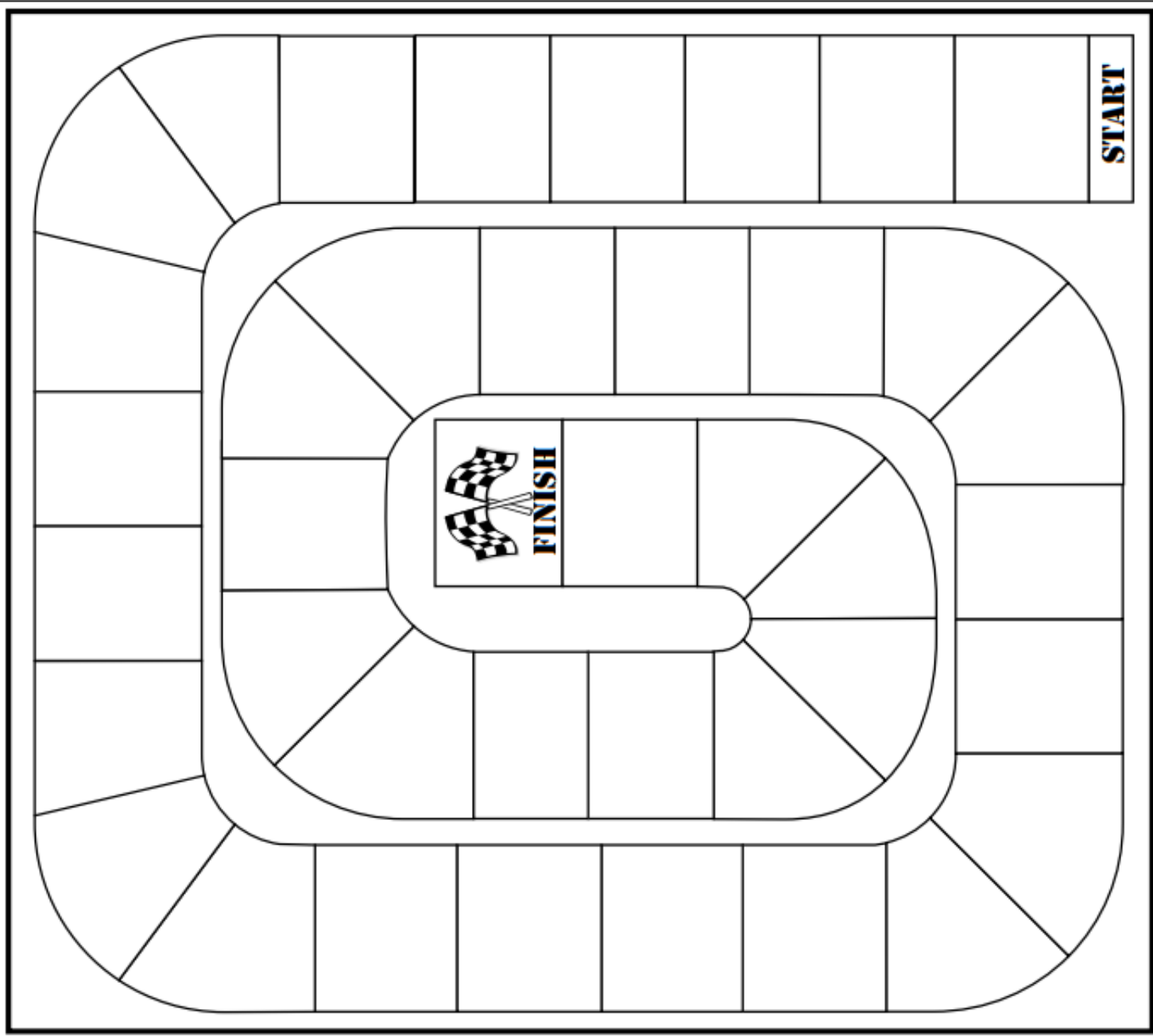
You can purchase this worksheet here for \$1:

<https://www.teacherspayteachers.com/Product/Counting-with-the-Letter-Q-Q-is-for-Quail-Count-to-10-Counting-Worksheets-4864471>







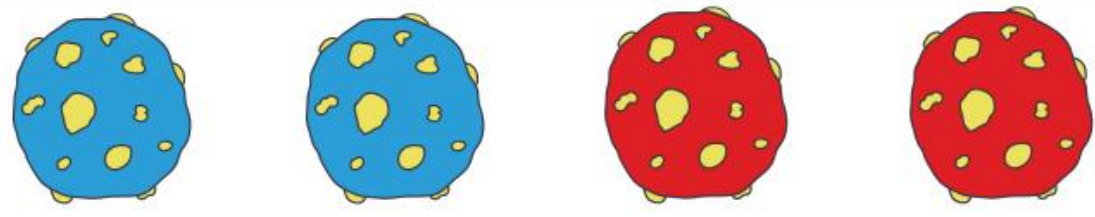

NOTE: Worksheets that I do not create or that I purchase for class or that require a subscription Will be displayed as a sample for your inconvenience. Visit the site listed to get a copy for the lesson.

Pattern for Race Game Track

How to Make: <http://www.auntannie.com/GamesToMake/RaceGame/>



Circle or stamp the picture that completes the pattern.

Pre-Primer Sight Words Checklist

- | | |
|---------------------------------|---------------------------------|
| <input type="checkbox"/> a | <input type="checkbox"/> look |
| <input type="checkbox"/> and | <input type="checkbox"/> make |
| <input type="checkbox"/> away | <input type="checkbox"/> me |
| <input type="checkbox"/> big | <input type="checkbox"/> my |
| <input type="checkbox"/> blue | <input type="checkbox"/> not |
| <input type="checkbox"/> can | <input type="checkbox"/> one |
| <input type="checkbox"/> come | <input type="checkbox"/> play |
| <input type="checkbox"/> down | <input type="checkbox"/> red |
| <input type="checkbox"/> find | <input type="checkbox"/> run |
| <input type="checkbox"/> for | <input type="checkbox"/> said |
| <input type="checkbox"/> funny | <input type="checkbox"/> see |
| <input type="checkbox"/> go | <input type="checkbox"/> the |
| <input type="checkbox"/> help | <input type="checkbox"/> three |
| <input type="checkbox"/> here | <input type="checkbox"/> to |
| <input type="checkbox"/> I | <input type="checkbox"/> two |
| <input type="checkbox"/> in | <input type="checkbox"/> up |
| <input type="checkbox"/> is | <input type="checkbox"/> we |
| <input type="checkbox"/> it | <input type="checkbox"/> where |
| <input type="checkbox"/> jump | <input type="checkbox"/> yellow |
| <input type="checkbox"/> little | <input type="checkbox"/> you |

Read



play

Build

write

Read



run

Build

write

Read



said

Build

write

Read

Build

Write