

## Weekly Lesson Plan Week 26, K-N & Dental Health

	Theme & Letter	Language & Literacy	Pre-K Sight Words	Math	Music & Movement	SCIENCE/ SOCIAL STUDIES	ART	STORY Time
<b>MON</b>	Kk – Kangaroo  Decorate like a kangaroo (brown crayon, kangaroo head)	K says /k/ as in kick Blend: ka, ke, ki, ko, ku Words – Ken, kit	n/a	Number line kangaroo	Jump Like a Kangaroo action song	Science: All about Kangaroo Social Studies: Continents- Kangaroo live n Australia	Kangaroo paper cup/tin can pencil holder	Pouch by David Stein
<b>TUE</b>	Ll – Llama  Decorate like a llama (the vertical part is the neck, the horizontal part is the body)	L says /l/ as in singing Blend: la, le, li, lo, lu Words – lad, let, lip	little	Ordinal numbers (first, second, third, fourth, fifth)	Llama Song	Science: Magic trick with water/paper	Decorate your own pajamas	Llama Llama Red Pajama by Anna Dewdney
<b>WED</b>	Mm – Magic  Decorate with markers	M says /m/ as in something yummy Blend: ma, me, mi, mo, mu Words – man, met, mop, mud	me	How Many Rings Numbers to 20 (on screen)	Magic Carpet Ride action song	Science: Magic Letters experiment	Magician’s Hat craft	Pete the Cat and His Magic Sunglasses
<b>TH</b>	Nn – Nap  Decorate like napping	N says /n/ as in “no” Blend: na, ne, ni, no, nu Words – nap, net, nod	not	Sequencing (from the story)	The Napping House song	Science: Balancing activity	Popsicle stick house	The Napping House by Audrey Wood
<b>FRI</b>		<b>Dental Health Month is February – Special activities planned</b>						

Note: For sight word practice, I recommend using magnetic letters. For your convenience, I have included a blank sight word sheet in case you want to put it into a sheet protector and reuse with a washable marker. This is optional since we will do it on the screen.

## Supply List:

(You do not need to buy these things. This list is for your convenience in case you want to do any of the activities I demonstrate at home. I try to use common household items, so you won't have to buy many things. You may want to stock up on common art supplies such as glue, construction paper, and washable paint.)

### Monday

Kangaroo sheet, paper cup or tin can, glue, scissors, popsicle stick for body (optional)



### Tuesday

Pajama sheet, markers/paper/glue for decorating pajamas

### Wednesday

Black paper, tape

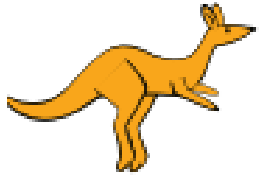


### Thursday

Paper, popsicle sticks, glue, Napping House sheet, scissors

### Friday

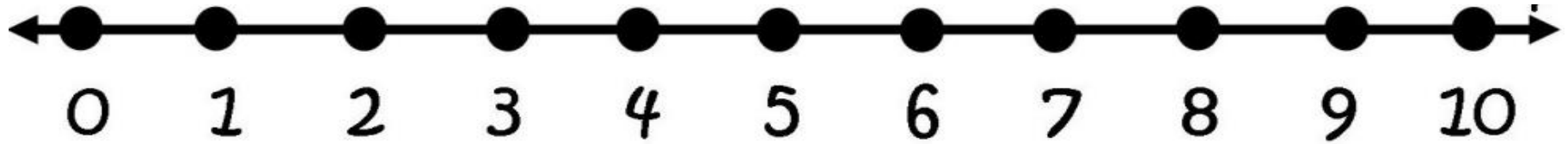




Name: \_\_\_\_\_

# Number Line Kangaroo

The kangaroo is jumping! Add her jumps together and see where she will land. Fill in the blank with the correct answer and circle it on the number line.



$0 + 1 = \underline{\hspace{2cm}}$


$2 + 7 = \underline{\hspace{2cm}}$

$1 + 2 = \underline{\hspace{2cm}}$

$5 + 3 = \underline{\hspace{2cm}}$

$3 + 4 = \underline{\hspace{2cm}}$

$6 + 4 = \underline{\hspace{2cm}}$



Name \_\_\_\_\_

Paste a flower under the second (2) llama and baby.




Paste a flower under the first (1) llama.



Paste a flower under the fourth (4) llama .





for more creative learning ideas  
check out [www.makinglearningfun.com](http://www.makinglearningfun.com)

# Pre-Primer Sight Words Checklist

- |                                 |                                 |
|---------------------------------|---------------------------------|
| <input type="checkbox"/> a      | <input type="checkbox"/> look   |
| <input type="checkbox"/> and    | <input type="checkbox"/> make   |
| <input type="checkbox"/> away   | <input type="checkbox"/> me     |
| <input type="checkbox"/> big    | <input type="checkbox"/> my     |
| <input type="checkbox"/> blue   | <input type="checkbox"/> not    |
| <input type="checkbox"/> can    | <input type="checkbox"/> one    |
| <input type="checkbox"/> come   | <input type="checkbox"/> play   |
| <input type="checkbox"/> down   | <input type="checkbox"/> red    |
| <input type="checkbox"/> find   | <input type="checkbox"/> run    |
| <input type="checkbox"/> for    | <input type="checkbox"/> said   |
| <input type="checkbox"/> funny  | <input type="checkbox"/> see    |
| <input type="checkbox"/> go     | <input type="checkbox"/> the    |
| <input type="checkbox"/> help   | <input type="checkbox"/> three  |
| <input type="checkbox"/> here   | <input type="checkbox"/> to     |
| <input type="checkbox"/> I      | <input type="checkbox"/> two    |
| <input type="checkbox"/> in     | <input type="checkbox"/> up     |
| <input type="checkbox"/> is     | <input type="checkbox"/> we     |
| <input type="checkbox"/> it     | <input type="checkbox"/> where  |
| <input type="checkbox"/> jump   | <input type="checkbox"/> yellow |
| <input type="checkbox"/> little | <input type="checkbox"/> you    |

Read



little

Build

write



Read


me



Build

write

Read

**not** 

Build

write

Read

Build

Write