

Weekly Lesson Plan Week 25, G-J & Valentine's Day

	Theme & Letter	Language & Literacy	Pre-K Sight Words	Math	Music & Movement	SCIENCE/ SOCIAL STUDIES	ART	STORY Time
MON	Valentine Letter BINGO (sheet & on screen)	Valentine's Day Comprehension activity	Mystery Picture (on screen)	Valentine Monster game (on screen)	Valentine Freeze Dance	Science: Candy Hearts Experiment	Love You to Pieces Craft	Click Clack Moo, I Love You by Doreen Cronin
Valentine's Day – Special Activities								
TUE	Gg – Gumballs Sticker dots	G says /g/ as in gulping water Blend: ga, ge, gi, go, gu Words – gal, get, got, gum	go	Gumball machine money - penny, nickel, dime, quarter (on screen)	Gumball song	Science: gumball experiment	Gumball finger painting	Bubblegum, Bubblegum by Lisa Wheeler
WED	Hh – Horses Decorate with brown crayon	H says /h/ as in running fast Blend: ha, he, hi, ho, hu Words – hat, hen, him, hop, hut	help	Horse Addition/ Subtraction Math Mat	A Horse of Course action song	Science: All About Horses	Horse with clothespin legs	Clip Clop
TH	li – Igloo Decorate with lots of colors (like Elmer elephant)	I says /i/ as in an icky sticky lollipop Vowel i Long/short i sounds	in	Domino Math	Fun Phonics Fitness song	Science: How igloos stay warm inside	Milk Jug Igloo	Curious George Builds an Igloo by H.A. Rey
FRI	Jj – Jacket Decorate	J says /j/ as in jump Blend: ja, je, ji, jo, ju Words – jam, jet, jig, job	jump	Clothes Sorting for seasons	Seasons action song	Science: The Four Seasons	Winter Hat paper plate craft	The Jacket I Wear in the Snow

Note: For sight word practice, I recommend using magnetic letters. For your convenience, I have included a blank sight word sheet in case you want to put it into a sheet protector and reuse with a washable marker. This is optional since we will do it on the screen.

Supply List:

(You do not need to buy these things. This list is for your convenience in case you want to do any of the activities I demonstrate at home. I try to use common household items, so you won't have to buy many things. You may want to stock up on common art supplies such as glue, construction paper, and washable paint.)

Monday

Heart printable or draw your own, red paper, glue
BINGO board and pieces (optional)



Tuesday

No class

Wednesday

Horse printable, 2 clothespins

Thursday

Colorful paper, scissors, glue, elephant printable (optional)

Friday

Paper plate, markers, cotton ball (optional)




Optional ideas:

Magnetic letters for sight word practice


Valentine

BINGO

C	R	Z	U	E
M	D	Q	N	J
I	W	FREE	S	V
P	T	H	A	F
B	K	Y	G	L



I love you



to pieces!

Name: _____

Candy Heart

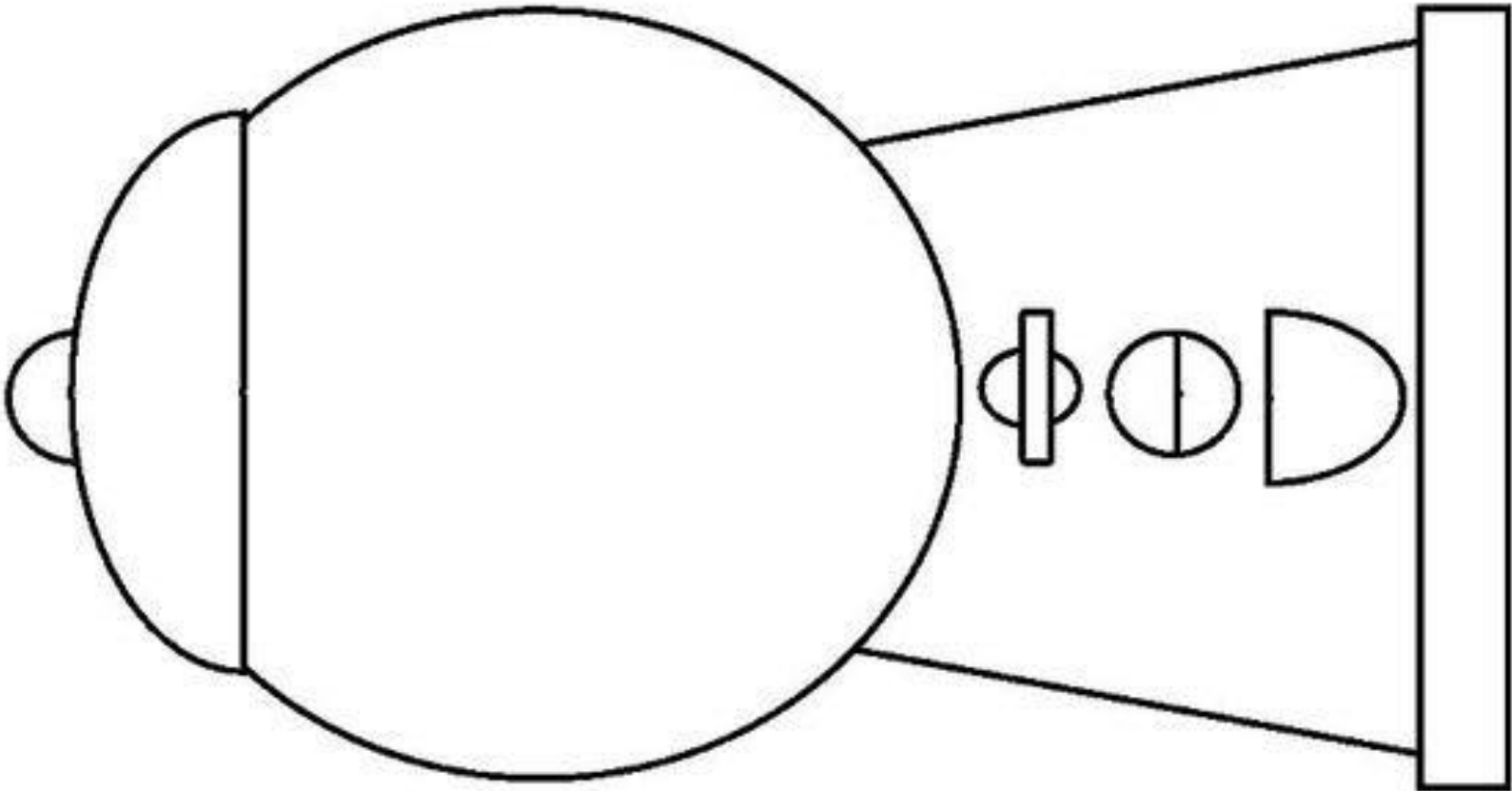



Directions: Draw what happened to the candy hearts after they were placed in each liquid.

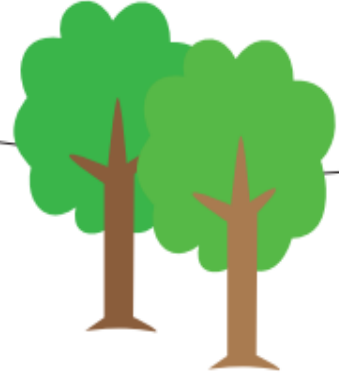
water










soda

vinegar





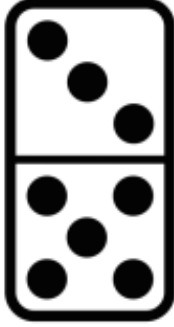




DOMINO MATH

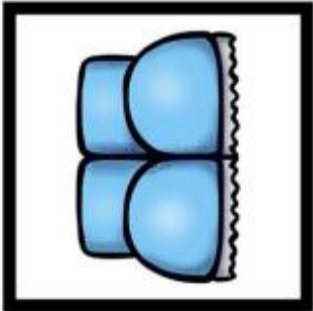
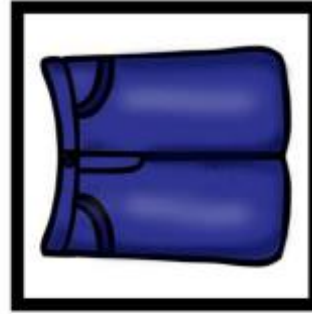

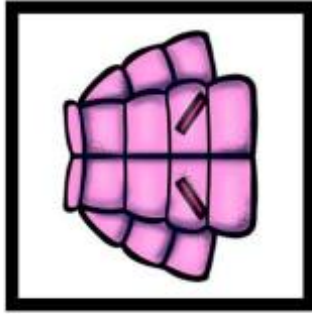
Name: _____

1. Pick a domino.
2. Draw it below.
3. Count the dots.
4. Draw a picture to match.



Write about your picture.






Pre-Primer Sight Words Checklist

- | | |
|---------------------------------|---------------------------------|
| <input type="checkbox"/> a | <input type="checkbox"/> look |
| <input type="checkbox"/> and | <input type="checkbox"/> make |
| <input type="checkbox"/> away | <input type="checkbox"/> me |
| <input type="checkbox"/> big | <input type="checkbox"/> my |
| <input type="checkbox"/> blue | <input type="checkbox"/> not |
| <input type="checkbox"/> can | <input type="checkbox"/> one |
| <input type="checkbox"/> come | <input type="checkbox"/> play |
| <input type="checkbox"/> down | <input type="checkbox"/> red |
| <input type="checkbox"/> find | <input type="checkbox"/> run |
| <input type="checkbox"/> for | <input type="checkbox"/> said |
| <input type="checkbox"/> funny | <input type="checkbox"/> see |
| <input type="checkbox"/> go | <input type="checkbox"/> the |
| <input type="checkbox"/> help | <input type="checkbox"/> three |
| <input type="checkbox"/> here | <input type="checkbox"/> to |
| <input type="checkbox"/> I | <input type="checkbox"/> two |
| <input type="checkbox"/> in | <input type="checkbox"/> up |
| <input type="checkbox"/> is | <input type="checkbox"/> we |
| <input type="checkbox"/> it | <input type="checkbox"/> where |
| <input type="checkbox"/> jump | <input type="checkbox"/> yellow |
| <input type="checkbox"/> little | <input type="checkbox"/> you |

Read



go

Build

write

Read




help

Build

write

Read


in



Build

write

Read



jump

Build

write

Read

Build

Write