

Weekly Lesson Plan Week 24, C-F

	Theme & Letter	Language & Literacy	Pre-K Sight Words	Math	Music & Movement	SCIENCE/ SOCIAL STUDIES	ART	STORY Time
MON	Cc – Clue The Case of the Missing Cookies! Decorate with question marks (sheet)	C says /c/ as in clue Blend: ca, ce, ci, co, cu Words – cat, cob, cup	can	How many cookies – count to 20 Google Slide Game	Who Took the Cookie from the Cookie Jar song	Science: 3 Types of Fingerprints: whorl, arch, and loop	Cookie Detective Craft	Who Stole the Cookies by Judith Moffatt
TUE	<p>No class today. Teacher will be out of town.</p> <p>Students will be reimbursed for this day.</p>							
WED	Dd – Donuts Decorate with brown crayon and confetti (sprinkles)	D says /d/ as in knocking on the door Blend: da, de, di, do, du Words – dad, did	down	Number recognition Game – Roll and advance to that number (game board sheet)	Donuts like Dancing	Science: Yeast growth science experiment	Paper plate donut	If You Give a Dog a Donut
TH	Ee– Elephant Decorate with lots of colors (like Elmer elephant)	E says /eh/ as in “What did you say?” Vowel e Long/short e sounds	--	Graphing our favorite colors	Elephant Dance song	Science: Mentos and Diet Coke (spews out like an elephant squirts water with its trunk)	Elephant mosaic (tiny pieces of colorful paper)	Elmer the Patchwork Elephant
FRI	Ff – Fishing Decorate with paper fins, tail, lips (sheet)	F says /f/ as in firefly Blend: fa, fe, fi, fo, fu Words – fan, fig, fun	funny	Subtraction up to 12 fishing activity (sheet)	Go Fishing game	Science: Swimming Fish experiment	Water bottle fish	Let’s Go Fishing by Erica Silverman

Note: For sight word practice, I recommend using magnetic letters. For your convenience, I have included a blank sight word sheet in case you want to put it into a sheet protector and reuse with a washable marker.

Supply List:

(You do not need to buy these things. This list is for your convenience in case you want to do any of the activities I demonstrate at home. I try to use common household items, so you won't have to buy many things. You may want to stock up on common art supplies such as glue, construction paper, and washable paint.)

Monday

Yellow and brown construction paper, markers, scissors, glue



Tuesday

No class

Wednesday

2 paper plates, paint, sequins or sprinkles (optional), glue, tape




Thursday

Colorful paper, scissors, glue, elephant printable (optional)

Friday


Empty water bottle, paint (to squirt into the bottle)



Optional ideas:

Magnetic letters for sight word practice

Decorate letter C with these question marks or draw your own.





start

Five empty rectangular boxes arranged in a horizontal row at the top of the maze.

If You Give a Dog a Donut

A maze structure composed of light blue rectangular boxes. The path starts from the 'start' area, goes down the left side, then right across the bottom, then up the right side, and finally left across the top. There are several dead-end paths branching off from the main path.




finish

Graphing Colors|

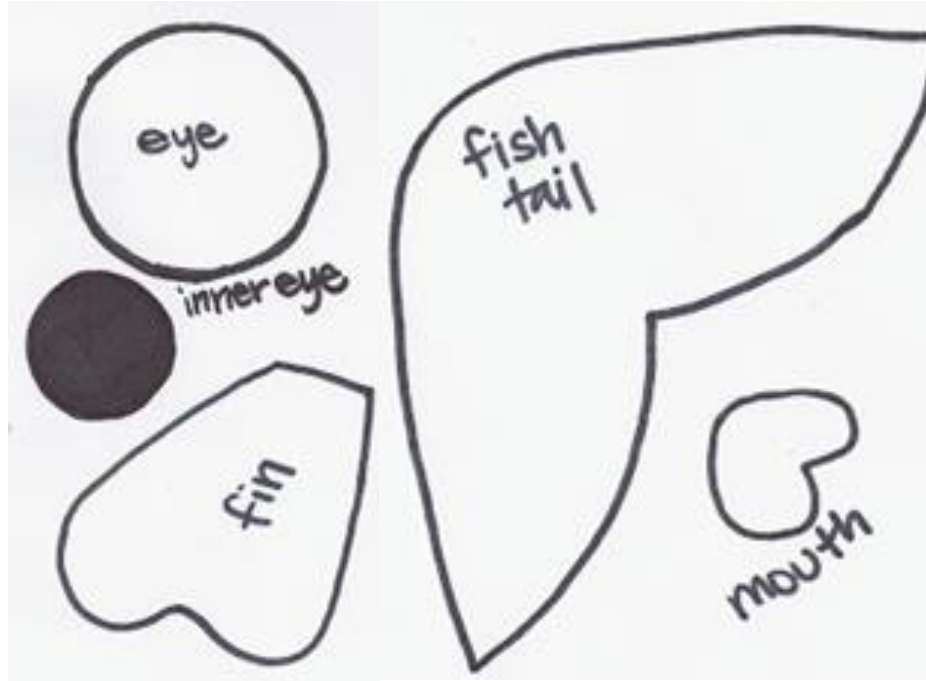
10									
9									
8									
7									
6									
5									
4									
3									
2									
1									
	Red	Orange	Yellow	Green	Blue	Purple			

Stay At Home Educator

Wed.




Patterns for decorating letter F like a fish



How many fish in the sea today?

Let's roll the dice and see what they say





Pre-Primer Sight Words Checklist

- | | |
|---------------------------------|---------------------------------|
| <input type="checkbox"/> a | <input type="checkbox"/> look |
| <input type="checkbox"/> and | <input type="checkbox"/> make |
| <input type="checkbox"/> away | <input type="checkbox"/> me |
| <input type="checkbox"/> big | <input type="checkbox"/> my |
| <input type="checkbox"/> blue | <input type="checkbox"/> not |
| <input type="checkbox"/> can | <input type="checkbox"/> one |
| <input type="checkbox"/> come | <input type="checkbox"/> play |
| <input type="checkbox"/> down | <input type="checkbox"/> red |
| <input type="checkbox"/> find | <input type="checkbox"/> run |
| <input type="checkbox"/> for | <input type="checkbox"/> said |
| <input type="checkbox"/> funny | <input type="checkbox"/> see |
| <input type="checkbox"/> go | <input type="checkbox"/> the |
| <input type="checkbox"/> help | <input type="checkbox"/> three |
| <input type="checkbox"/> here | <input type="checkbox"/> to |
| <input type="checkbox"/> I | <input type="checkbox"/> two |
| <input type="checkbox"/> in | <input type="checkbox"/> up |
| <input type="checkbox"/> is | <input type="checkbox"/> we |
| <input type="checkbox"/> it | <input type="checkbox"/> where |
| <input type="checkbox"/> jump | <input type="checkbox"/> yellow |
| <input type="checkbox"/> little | <input type="checkbox"/> you |

Read




can

Build

write

Read



down

Build

write

Read

funny



Build

write

Read

Build

Write