

Weekly Lesson Plan Week 23, Y-Z, Groundhog's Day, A-B

	Theme & Letter	Language & Literacy	Pre-K Sight Words	Math	Music & Movement	SCIENCE/ SOCIAL STUDIES	ART	STORY Time
MON	Yy – Yak Decorate with yuck! (trash-candy wrapper, gum paper, etc.)	Y says /y/ like yell Yell Yum/Yuck game Blend: ya, ye, yi, yo, yu Words – yam, yes	Come, here, you Flashcards Letter Y reader	Number Maze Counting 1-20	Animal Alphabet Move and Groove song	Science: molding bread (yuck)	Toilet Roll Yak craft	The Yak Who Yelled Yuck by Carol Pugliano-Martin
TUE	Zz – Zoomer Decorate with brown with black spots (like Zoomer the dog from the story)	Z says /z/ as in bees buzzing Blend: za, ze, zi, zo, zu Words – zig, zag	Come, here, you Flashcard review Letter Z reader	Bubble Bump number recognition 1-11 (mixed order)	Zoom Zoom Zoom song	Science: Bubble experiment	Stand up paper dog	Zoomer by Ned Young
WED	Letter sounds review	Handwriting- Name practice	Groundhog Day – special activities			Science: All about Groundhogs	Paper cup groundhog craft	Substitute Groundhog by Pat Miller
TH	Aa– Alligator Decorate green with teeth	A says /ah/ as in “achoo” Vowel A Long/short sounds	Flashcard review	Great than/Less than	Alligator Chomp song	Science:	3D Paper Alligator	Five Little Monkeys by Eileen Christelow
FRI	Bb – Bear (Polar Bear) Decorate with cotton “fur”	B says /b/ as in bubbles Blend: ba, be, bi, bo, bu Words – bag, bet, bib, bop, bud	Flashcard review	Polar Bear Addition (sheet)	Paw Paw Polar Bear action song	Science: Polar Bears	Polar bear blot painting	Polar Bear, Polar Bear What do You See? By Eric Carle

Supply List:

(You do not need to buy these things. This list is for your convenience in case you want to do any of the activities I demonstrate at home. I try to use common household items, so you won't have to buy many things. You may want to stock up on common art supplies such as glue, construction paper, and washable paint.)

Monday

Toilet paper roll, pink/white paper, yarn, marker, scissors, yarn (optional)




Tuesday

Thin cardboard (cereal box), scissors, markers



Wednesday

Paper cup, groundhog printable, popsicle stick, green paper (grass)-optional



Thursday

Paper plate, brown paint, light brown paper, 2 craft sticks, glue, wiggly eyes (optional)



Friday

Blue paper, white
Paint, cotton ball
(or Kleenex rolled
into a ball)




Name: _____

1-20

Number Sequence Maze

Follow the correct number sequence to help the monkey find a tree.



16	15	14	13	
17	7	11	12	
18	19	10	9	1
2	20	4	9	2
		14	10	3
		5	11	4



BUBBLE BUMP



2	8	4	12
5	11	9	
6	3	7	10



20		
19		
18		
17		
16		
15		
14		
13		
12		
11		
10		
9		
8		
7		
6		
5		
4		
3		
2		
1	Yes, he will see his shadow.	No, he will not see his shadow.


Will the GROUNDHOG see His SHADOW?




My answer

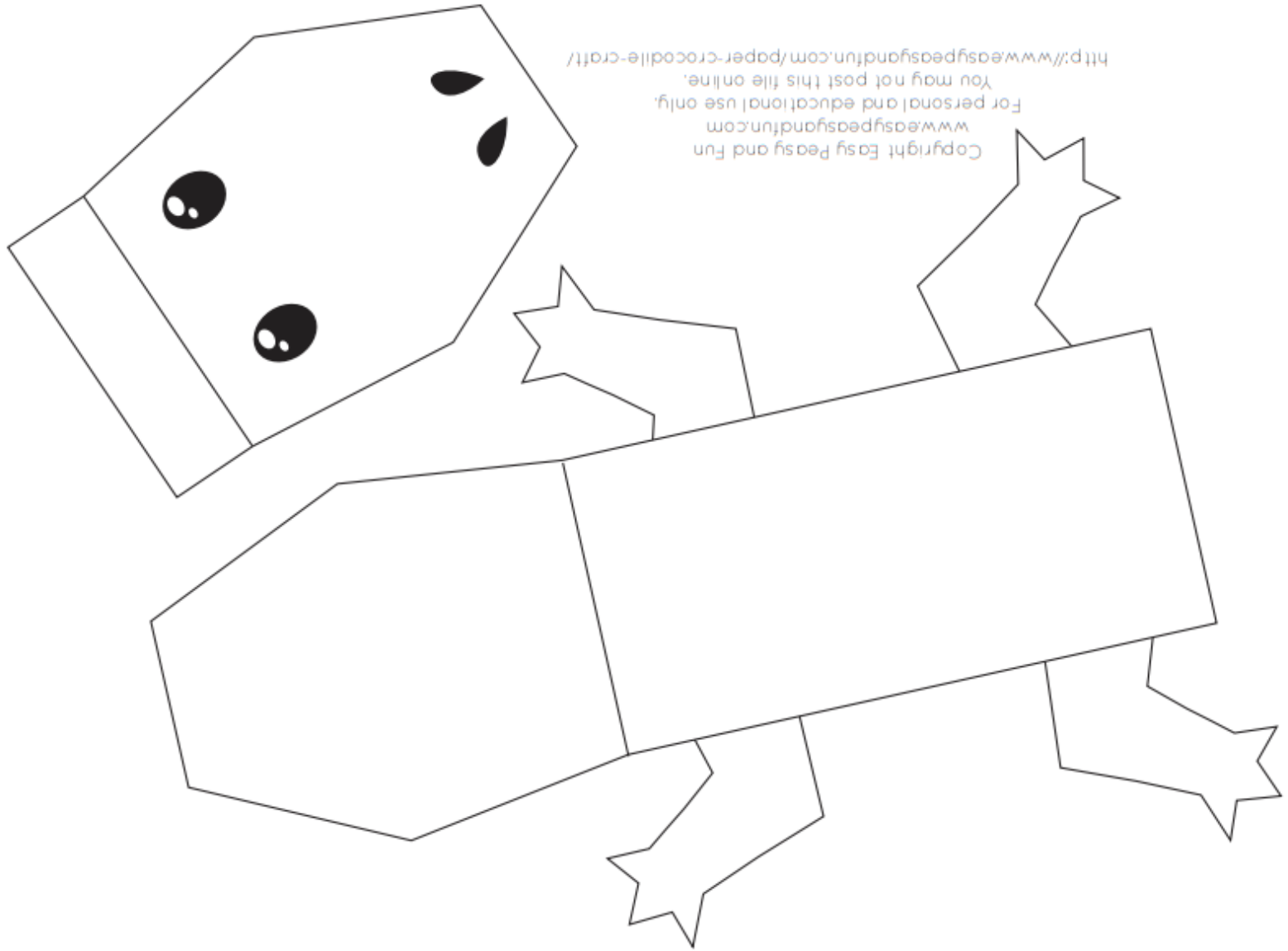
yes no

_____ students say yes!

_____ students say no!







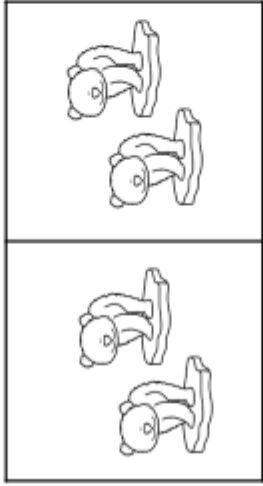
Copyright Easy Peasy and Fun
www.easypeasyandfun.com
For personal and educational use only.
You may not post this file online.
<http://www.easypeasyandfun.com/paper-crocodile-craft/>

Polar Bears

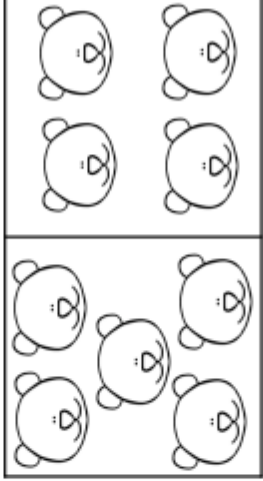
Name _____

Addition


Use the pictures to add. Write the numbers.




$$\quad + \quad =$$



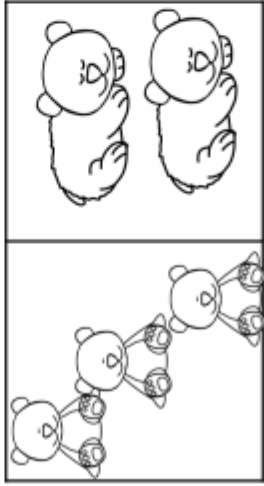
$$\quad + \quad =$$




$$\quad + \quad =$$



$$\quad + \quad =$$






$$\quad + \quad =$$



$$\quad + \quad =$$


Bear for Kleenex box Art project. Choose the size that works best for the box you have.



MY Yy BOOK



Come here you _____
● ● ●



Come here you _____
● ● ●



Come here you _____
● ● ●

MY Zz BOOK



Come here you _____
● ● ●



Come here you _____
● ● ●



Come here you _____
● ● ●