

## Weekly Lesson Plan Week 19, F-J

	Theme & Letter	Language & Literacy	Pre-K Sight Words	Math	Music & Movement	SCIENCE/ SOCIAL STUDIES	ART	STORY Time
<b>MON</b>	Ff – Family  Decorate F with fingerprints	F says /f/ as in “friends” (shake hands) Blend: fa, fe, fi, fo, fu Words-fad, fed, fin, fun	It, is, a  Flashcards  Letter F reader	Hidden Number- Using a Number line (Peppa Pig sheet)	We Are a Family action song	Science: Ivory Soap Experiment	Family picture with popsicle stick frame (optional)	The Story of Peppa Pig
<b>TUE</b>	Gg – Goats (Three Billy Goats Gruff)  Decorate G with grass or green paper	G says /g/ as in gulping water Blend: ga, ge, gi, go, gu Words-get, got, gum	It, is, a  Flashcard review  Letter G reader	Billy Goats Gruff addition (sheet)	Marching song	Science – Bridge challenge	Paper Bridge scene and retelling pieces	Three Billy Goats Gruff
<b>WED</b>	Hh – Heroes  Decorate H w/ super hero stickers	H says /h/ as in running/breathing hard Blend: ha, he, hi, ho, hu Words-hat, hit, hot	It, is, a  Flashcard review  Letter H reader	Superhero count and circle (sheet)	Super hero freeze dance	Science: Buoyancy-Make a Superhero float	Superhero city scape	The Three Little Super Pigs by Claire Evans
<b>TH</b>	Ii – Ice & Snow  Decorate I with Snowflakes (Qtip dipped in light blue paint)	I says /i/ as in itchy dots Vowel I (Icky I Vowel People puppet) Middle sounds	It, is, a  Flashcard review  Letter I reader	Snowy Subtraction (paper cup & cotton balls)	Snowman dance	Science: Crystal snowflake experiment (using Borax) -- 2 Day experiment --	Cotton ball snow man  Bonus: Paper snowflake tutorial	The Snowy Day by Ezra Jack Keats
<b>FRI</b>	Jj – January & Winter  Decorate J w/	J says /j/ as in jump Blend: ja, je, ji, jo, ju Words-jam, jet, job, jug	It, is, a  Flashcard review  Letter J reader	Winter patterns (sheet)	Winter Hokey Pokey	Science: Check on our Science experiment from yesterday	Winter tree with snow art project	Snowy Blowy Winter by Judy Stead

Sight words: It, is, a

## Supply List:

(You do not need to buy these things. This list is for your convenience in case you want to do any of the activities I demonstrate at home. I try to use common household items, so you won't have to buy many things. You may want to stock up on common art supplies such as glue, construction paper, and washable paint.)


Monday –

5 popsicle sticks, glue, paper, markers



Tuesday –

Green, blue, brown paper, glue/tape, scissors  
story printables (optional)



Wednesday –

White paper, black or dark colored paper, colorful squares, crayons, glue,  
scissors

Thursday –

Blue paper (or any color), cotton balls,  
glue

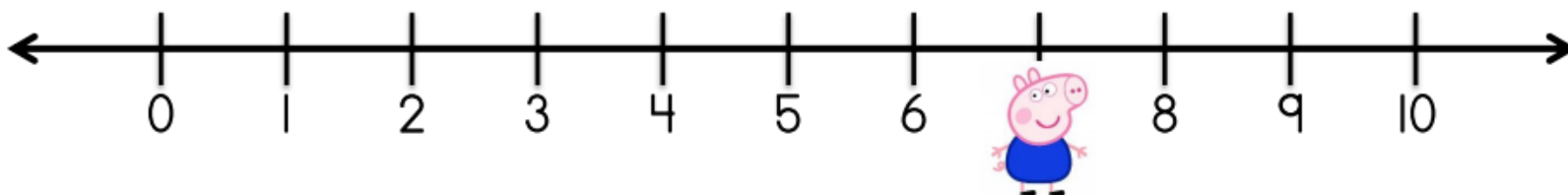

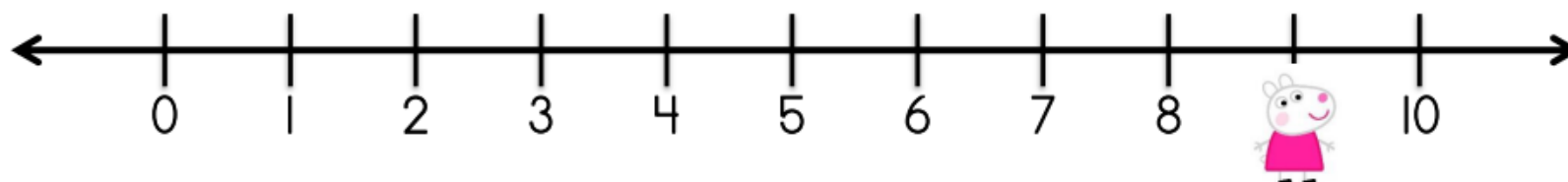
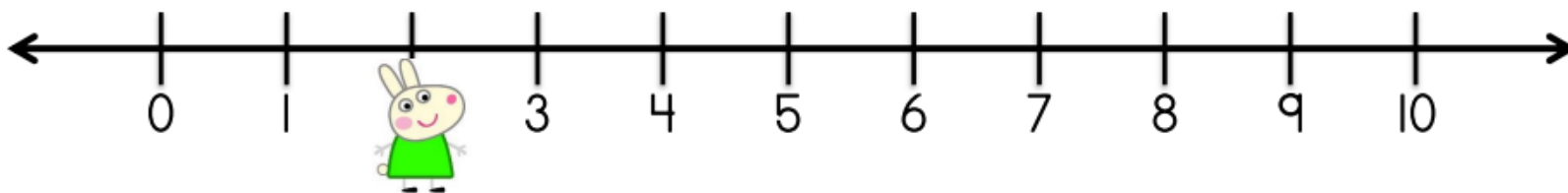


Friday –





Paper, stick, glue/tape, Qtip, white paint



Which number is hidden?





# Addition — Shade the circle with the correct answer.

    + =




2                      2

3     2     1

  + =

1                      3

7     8     6


   + =

2                      1

3     5     4

# Addition —

Shade the circle with the correct answer.



4



+

2

=

8

6

7



4

+

1

=

5

6

4



3

+

2

=

8


5


7



Source: <https://www.funwithmama.com/three-billy-goats-gruff-activities/>

# Retelling pieces (for Art)









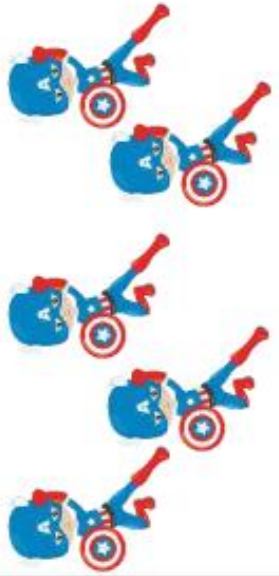



# Super Hero Counting


Count the pictures in each box. Color the matching number.


	<input type="text" value="10"/>	<input type="text" value="8"/>	<input type="text" value="7"/>
--	---------------------------------	--------------------------------	--------------------------------

	<input type="text" value="5"/>	<input type="text" value="6"/>	<input type="text" value="1"/>
---	--------------------------------	--------------------------------	--------------------------------


	<input type="text" value="9"/>	<input type="text" value="5"/>	<input type="text" value="3"/>
---	--------------------------------	--------------------------------	--------------------------------

	<input type="text" value="4"/>	<input type="text" value="6"/>	<input type="text" value="3"/>
--	--------------------------------	--------------------------------	--------------------------------


	<input type="text" value="2"/>	<input type="text" value="5"/>	<input type="text" value="1"/>
--	--------------------------------	--------------------------------	--------------------------------

	<input type="text" value="4"/>	<input type="text" value="10"/>	<input type="text" value="7"/>
---	--------------------------------	---------------------------------	--------------------------------






Color the pictures. Cut and paste the pictures to complete the patterns.



MY  
Ff  
BOOK



It is a \_\_\_\_\_  
• • •



It is a \_\_\_\_\_  
• • •



It is a \_\_\_\_\_  
• • •

# MY Gg BOOK



It is a \_\_\_\_\_  
• • •



It is a \_\_\_\_\_  
• • •



It is a \_\_\_\_\_  
• • •


MY  
Hh  
BOOK



It is an \_\_\_\_\_  
• • •




It is an \_\_\_\_\_  
• • •



It is an \_\_\_\_\_  
• • •


# MY Ii BOOK



It is an \_\_\_\_\_  
• • •




It is an \_\_\_\_\_  
• • •




It is an \_\_\_\_\_  
• • •


# MY Jj BOOK



It is a \_\_\_\_\_  
• • •



It is a \_\_\_\_\_  
• • •



It is a \_\_\_\_\_  
• • •