

Weekly Lesson Plan Week 12, A-E


	Theme & Letter	Language & Literacy	Math	Music & Movement	Shape	SCIENCE/ SOCIAL STUDIES	ART	STORY Time
MON	Aa – Alligator Decorate A like an alligator	A says /a/ as in achoo Vowel A	More/Less Alligator	Row Row Row Your Boat (with a twist)	Parallelogram	Science: All About Alligators	Alligator craft	Five Little Monkeys Sitting in a Tree
TUE	Bb–Birds Decorate with watercolor	B says /b/ as in bubbles Blending: ba, be, bi, bo, bu	Bird Addition	Flap Your Wings song https://www.youtube.com/watch?v=VaARSaHa5GA&t=0s	Parallelogram	Science: Explore Bird Beaks	Binoculars (2 toilet rolls) Common Bird Identification	Are You My Mother? By P.D. Eastman
WED	Cc – Cat Decorate C like a cupcake with sprinkles (glitter)	C says /c/ as in a cut Blending: ca, ce, ci, co, cu	Cupcake Liner Counting	Shake bottles of sprinkles like a morocco while music plays	Parallelogram	Science Experiment: Rainbow in a jar	Decorate a muffin (sheet or make your own)	If You Give a Cat a Cupcake by
TH	Dd – Dog Decorate D with dots	D says /d/ as in knocking on a door Blending: da, de, di, do, du	Subtraction to 5 (dog house sheet, cut out dogs)	Whistle Song https://youtu.be/NYqB-IUUt6I?t=15	Parallelogram	Science: Sound vibrations; make a simple whistle	Dog Cityscape	Whistle for Willie by Ezra Jack Keats
FRI	Ee – Ear Decorate letter E with ears cut from magazines	E says /e/ as in “Eh, What’d you say?” Vowel E	Sorting Loud/Quiet	Guess the Sound	Review 2D Shapes	Science: How Ears work Inner Ear Playdough Mat	Ears Headband	The Ear Book

Supply List:

(You do not need to buy these things. This list is for your convenience in case you want to do any of the activities I demonstrate at home. I try to use common household items, so you won't have to buy many things. You may want to stock up on common art supplies such as glue, construction paper, and washable paint.)


Monday –

Green paper, glue, scissors



Tuesday –

Blue paper or feathers, glue, 2 toilet rolls, tape, stickers (optional)



Wednesday –

Cupcake liners, marshmallows or cereal pieces, paper for the art cupcake, items to decorate the cupcake

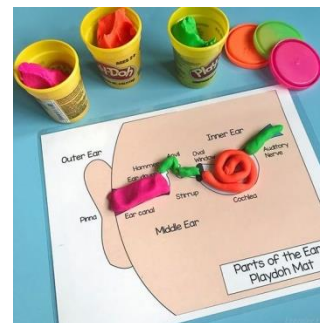



Thursday –




Black paper, glue, a sheet from a newspaper or magazine, straw, scissors

Friday –

Ears printout or draw, construction paper for headband, tape or glue








Math Addition



+




+



+



+



+



4

2

6

8

10



Name _____



kidsnex



kids_nex





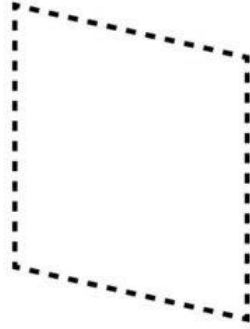






kidsnex





kidsnex

Date _____

Tracing Parallelogram







Please visit this link to get this FREE Resource.

<https://www.teacherspayteachers.com/Product/LoudSoft-Sorting-WorksheetCenter-for-Practice-or-Assessment-1363901>



Teachers Pay Teachers

Search

EASELBY TPT Kathy

20,519 Downloads

Loud/Soft Sorting (Worksheet/Center for Practice or Assessment)

★★★★★ 88 Ratings

Grade Levels: PreK - 1st, Homeschool

Subjects: Music, Vocal Music, Other (Music)

Resource Type: Worksheets, Activities, Fun Stuff

Formats Included: Zip

Pages: 4 pages

FREE

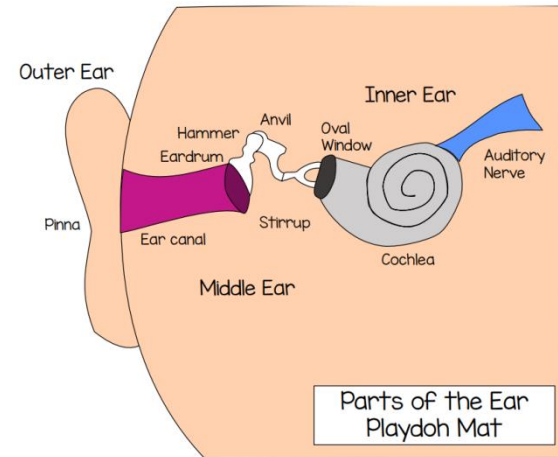
Download

You downloaded this on 1/8/2021

Share this resource

Report this resource to TpT

Mrs Stouffer's Music Room
4.6k Followers Follow



Since this is a paid resource, please visit the link to purchase for \$3.

Source:

<https://www.teacherspayteachers.com/Product/Parts-of-the-Ear-Self-Advocacy-Activities-for-DHH-Students-3639420>

