

Weekly Lesson Plan Week 11, V-Z

	Theme & Letter	Language & Literacy	Math	Color	Shape	ART	SCIENCE/ SOCIAL STUDIES	STORY Time
MON	Vv – Vroom (Transportation) Decorate V with tire tracks	V says /v/ as in vroom Vroom song Blending va, ve, vi, vo, vu	Ten Frame Schoolbus	Pink – Cotton Candy, Fat Pink Pigs. Girls with socks and bows. PINK, PINK that is how it goes. Bubblegum...	Road Signs – Octagon stop sign, Triangle warning sign, Pentagon school ahead sign, Rectangle hospital sign	Car Wash craft	Explore science with ramps https://www.prekinders.com/science-ramps/	Pete the Cat Go Pete Go
TUE	Ww–Water Decorate with watercolor	W says /w/ as in wake up	Review 1-10 Sorts by color, shape, and size	Pink	Heart – make heart with pipe cleaner	Ocean in a bottle craft	Water Cycle	Water Up, Down and All Around by Natalie Rosinsky
WED	Xx – Fox Decorate X with x's	X says /ks/ as in a water spray bottle Game: Words that end w/ x	1-10 – Count socks (pair) Directional concepts (up/down, right/left, over/under)	Pink	Heart –Tracing	Heart Fox Craft	All about Foxes	Fox in Socks by Dr. Seuss
TH	Yy – Yes (learn to spell yes/no) Decorate Y with “yes”	Y says /y/ as in yell Blending: ya, ye, yi, yo, yu	Guess and write a number 1-10 Ask, Is your number ___? Yes/No	Pink	Is it a ___ (shape)? Yes/No (Hold up different shapes)	Can you make art with milk? “Yes!” https://www.youtube.com/watch?v=zEdtZzJSU4Y	Science behind the Art project (milk art)	Yes Day by Amy Krouse Rosenthal
FRI	Zz – Zoo Decorate letter Z with zebra stripes	Zoo animal patterns https://teachingmama.org/letter-z-printables/	Trace the shapes around zoo animals https://teachingmama.org/letter-z-printables/	Color by Number animals https://www.kindergartenworksheetsandgames.com/2019/06/zoo-animals-color-by-number-worksheets.html	Review	In my Zoo, I would have a ___. Draw picture and cover popsicle stick “cage.”	Social Studies - Zoo map skills Play animal charades	Never Play Music Right Next to the Zoo by John Lithgow

Supply List:

(You do not need to buy these things. This list is for your convenience in case you want to do any of the activities I demonstrate at home. I try to use common household items, so you won't have to buy many things. You may want to stock up on common art supplies such as glue, construction paper, and washable paint.)

Monday –

Hot wheel car, black paint, small box, car wash printable (or simply cut lines in paper)
Scissors, tape or glue



Tuesday –

Water bottle, blue food coloring (optional), items for bottle such as beads/glitter/shells

Wednesday –

Heart fox printable or other paper to cut, scissors, glue




Thursday –

Markers, milk and food coloring


Friday –

Black paint, q-tip, popsicle sticks and paper




10-Frames Cut and Paste

Paste the kids into the 10-frames according to the number on top of the school bus.










Trace the shapes
and add pumpkin faces.

heart



Heart Fox

<http://www.housingaforest.com/heart-fox-craft/>



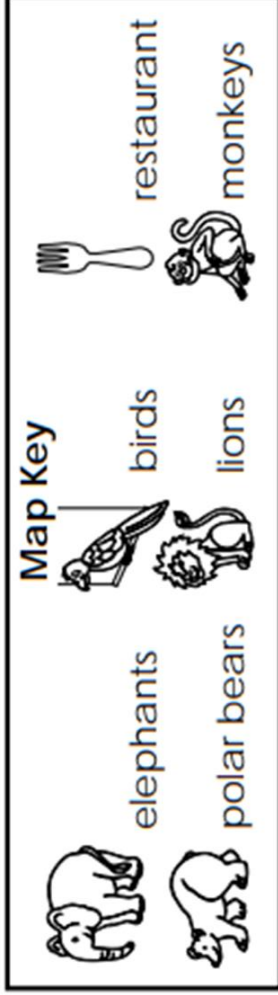
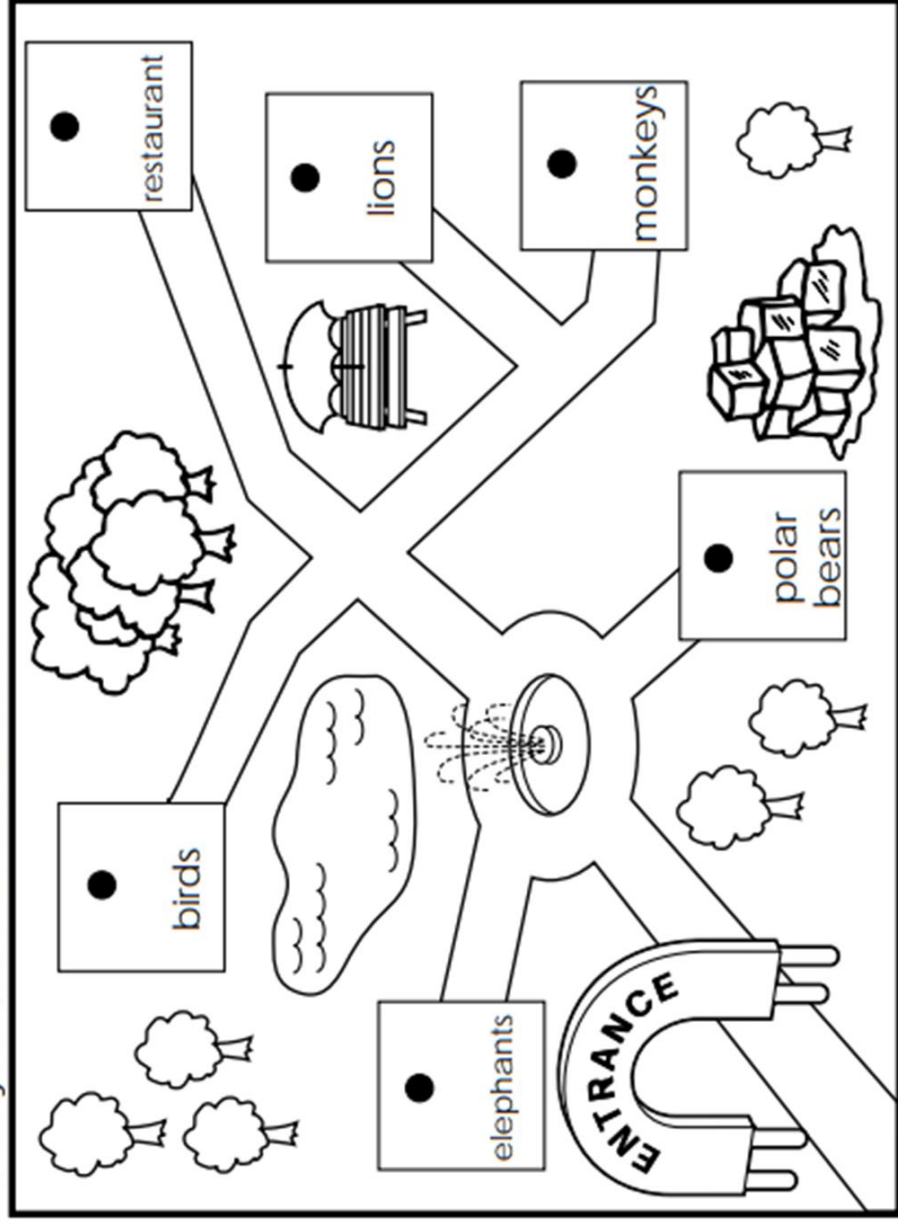
housingaforest.com

Name _____

Using map symbols

A Trip To The Zoo

Follow your teacher's directions.



Bonus Box: Color each symbol on the map key to match the symbols on the map.

© The Education Center, Inc. • www.themailboxcompanion.com • Feb/Mar 2003

