

## Weekly Lesson Plan Week 9, M-Q

	Theme & Letter	Language & Literacy	Math	Color	Shape	ART	SCIENCE/ SOCIAL STUDIES	STORY Time
<b>MON</b>	Mm – Moose  Decorate M with markers	M says /mmm/ as in eating something yummy (look at pictures and decide if it's yummy or yucky) Blending ma, me, mi	Introduce number 9 Write number 9  Roll and add blueberries (sheet)  Favorite Muffin Poll	White – WHITE that spells white, sing with me. Milk is white and so is glue. Ghosts are white and they say BOO! The clouds above, the snow below. Santa's beard, Ho, ho, ho!	Hexagon – poem 6 sides	Paper plate muffin	All About Moose	If You Give a Moose a Muffin By Felicia Bond
<b>TUE</b>	Nn – Ninja  Decorate N with noodles	N says /n/ as in "no"  Blending: na, ne, ni	Review number 9	White	Hexagon	Toilet roll nun chucks	SS – Ninja facts and song (mask sheet)	Hello Ninja by N.D. Wilson
<b>WED</b>	Oo – Ox  Decorate O with	J says /j/ as in jump  Vowel People puppet-Sore Throat O	Review number 9	White	Hexagon	Ox Cart paper crafts (sheet)	SS - Discuss months of the year- All in a Year graphic organizer sheet	Ox-Cart Man
<b>TH</b>	Pp – Pumpkins  Decorate P with	P says /p/ as in popcorn  Blending: pa, pe, pi, po	Count 9  Measuring  Five Little Pumpkins poem	White	Hexagon	Paper bag pumpkin	Parts of a pumpkin Carve a pumpkin in class	The Pumpkin Patch Parable by Liz Curtis Higgs
<b>FRI</b>	Qq – Quarter (Money)  Decorate Q with coin rubbings	Q says /q/ as in quiet (Quiet Game) Blending: q's best friend=letter u	Review writing number 9  Coin identification/values	Review	Review all shapes learned thus far	Homemade bank	How Coins are Made	The Forgotten Penny

## Supply List:

(You do not need to buy these things. This list is for your convenience in case you want to do any of the activities I demonstrate at home. I try to use common household items, so you won't have to buy many things. You may want to stock up on common art supplies such as glue, construction paper, and washable paint.)

Monday – paper plate, brown paper, glue

Tuesday – 2 toilet rolls, string, paint (optional)


Wednesday – oxcart paper printables, scissors,  
Glue or tape

Thursday – Paper bag, newspaper, orange paint or marker, green pipe cleaner (optional)


Friday – Potato chip canister or other container for a bank,  
supplies to decorate the bank

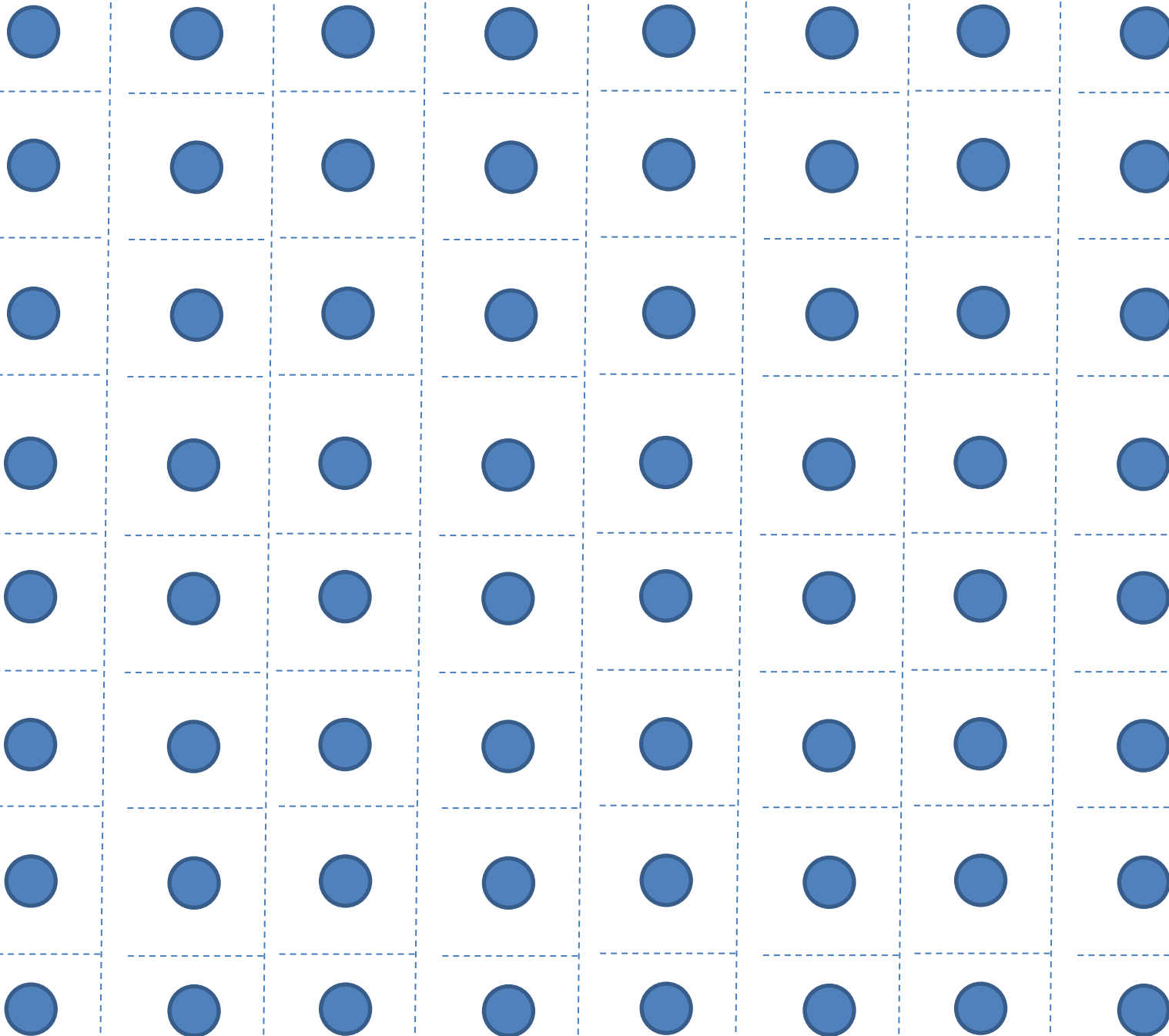


# Muffin Math Mat

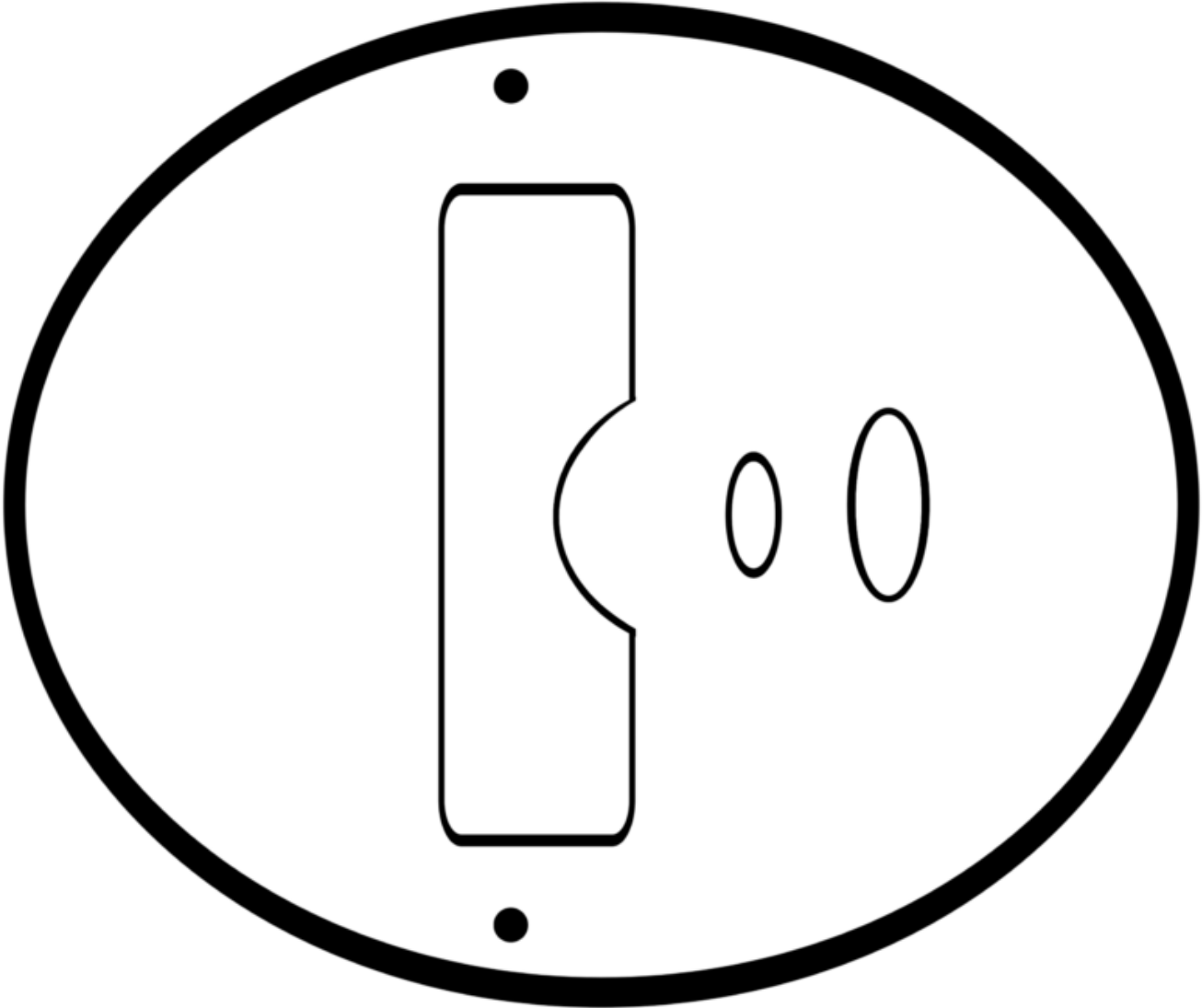


Roll the dice and add blueberries to the muffin.









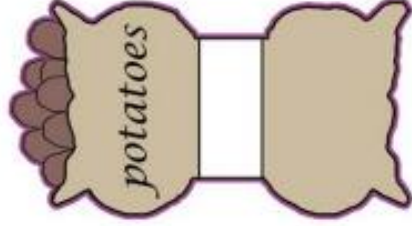
# Oxcart Man Craft



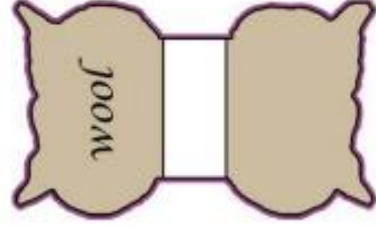
mittens



broom



potatoes



wool


## Additional Materials

- \* Scissors
- \* Tape
- \* Cotton Ball

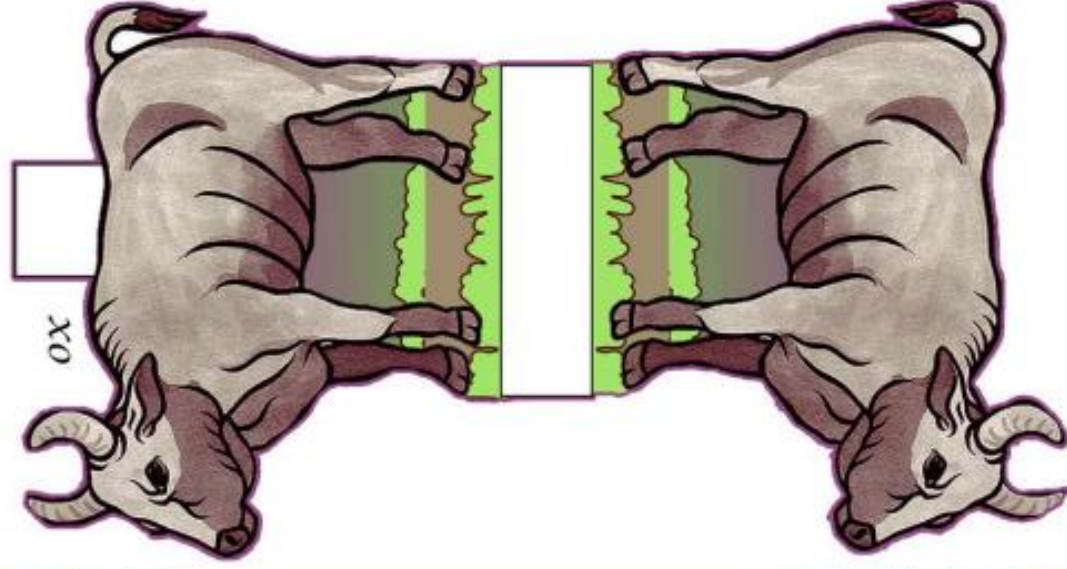
## Instructions

1. Cut out all the objects by following the purple outlines.
2. The oxen, wool and potatoes, should be folded up at the white base and then taped, to be held together.
3. Glue one cotton ball into the wool bag.
4. Fold one half of the broom (the brush part) back and tape it.
5. What other items could be made to outfit this oxcart for trading?

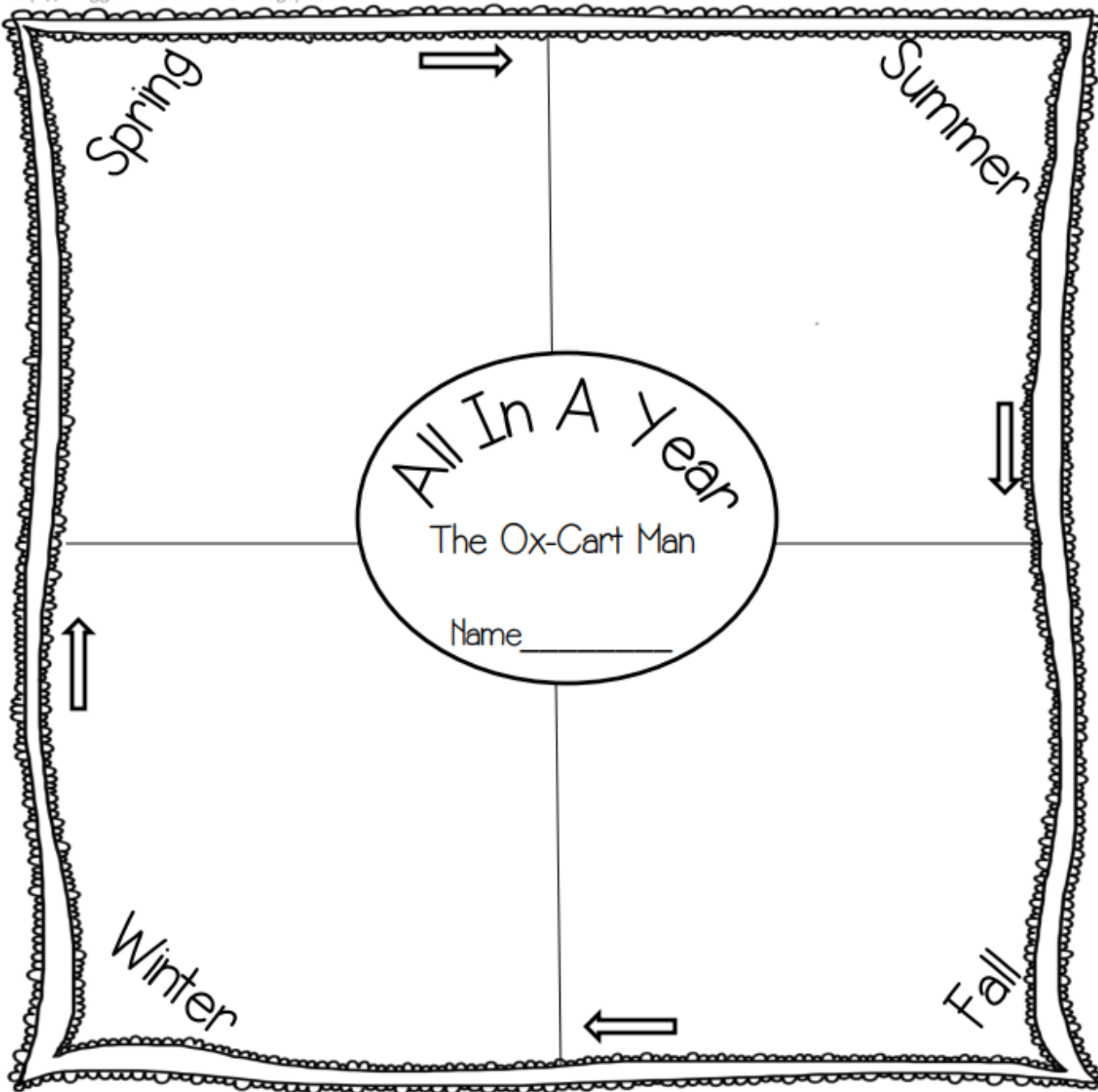
oxcart



ox



Cut pictures out and paste in an appropriate season.



sheer sheep



make honey



to market



Pick apples



Cabbage grew



feathers



baby ox



maple sap