

## Weekly Lesson Plan Week 7, C-G

	Theme & Letter	Language & Literacy	Math	Color	Shape	ART	SCIENCE/ SOCIAL STUDIES	STORY Time
<b>MON</b>	Cc – Camping Decorate C with cotton (looks like marshmallows) Camping Animals song	C says /c/ as in cut. Blending ca.	Introduce number 7 Write number 7 Introduction to Measuring (marshmallows)	Purple – PURPLE, purple, purple. PURPLE, purple is what that spells.	Trapezoid – Travis Trapezoid poem	Paper plate campground day/night setting	All About Camping/ Animals we might see, things we might do	Curious George Goes Camping
<b>TUE</b>	Dd – Detective Decorate D with footprints made with thumbprint, Q-tip and black paint	D says /d/ as in knocking on the door  Everyone will get a turn for us to “visit” them	Review number 7  Count 7 footprints/clues	Purple – Mix red and blue to make purple	Trapezoid - poem	Homemade magnifying glass using a 2L soda bottle	Using a Magnifying glass – explore leaves, a bug, etc. Fingerprint detective activity; enlarge fingerprint with a balloon	Detective Dog and the Disappearing Donuts
<b>WED</b>	Ee – Envelope (Letters) Decorate E with stamps (printable)	E says /e/ as in “Eh, what’d you say?”	Review number 7  Count 7 envelopes	Purple – paint with purple paint in Art	Trapezoid – Trace Trapezoids sheet	Envelope letter E art (glue 4 long envelopes like letter E and paint with water color paints)	How Mail Works – getting mail from place to place, Post Office, etc.	Millie Waits for the Mail by Alexander Steffensmeier
<b>TH</b>	Ff – Fire Safety (Fire Safety Week) Decorate F with red, yellow, orange construction paper pieces	F says /f/ as in firefly  Fire Safety find the letter F’s sheet	Count 7  Patterns fire safety sheet	Purple – review song	Trapezoid – Build a trapezoid with popsicle sticks	Toilet paper fire breathing dragon OR Paper plate fire hat	Discuss fire and fire safety. Experiment-put out a candle by placing jar on top	No Dragons for Tea by Jean Pendziwol
<b>FRI</b>	Gg – Garbage (Recycling)  Decorate G with	B says /b/ as in bubbles Introduce Blending: ba (beginning reading skill)	Review writing number 7  Sizes-Large, Medium, Small	Review (Each week, we will review any colors/shapes we have learned in past weeks)	Review all shapes learned thus far	Recycled Art – make something from recycled things	Landfills and Recycling and Composting	I Stink by Kate and Jim McMullen

## Supply List:

(You do not need to buy these things. This list is for your convenience in case you want to do any of the activities I demonstrate at home. I try to use common household items, so you won't have to buy many things. You may want to stock up on common art supplies such as glue, construction paper, and washable paint.)

Monday –

Paper plate, Black paper, chalk or white crayon, Q-tips, glue



Tuesday –

Black paint, Q-tip, soda bottle, water



Wednesday –

4 envelopes, water color paints or markers, 1 piece of construction paper (any color), glue

Thursday –

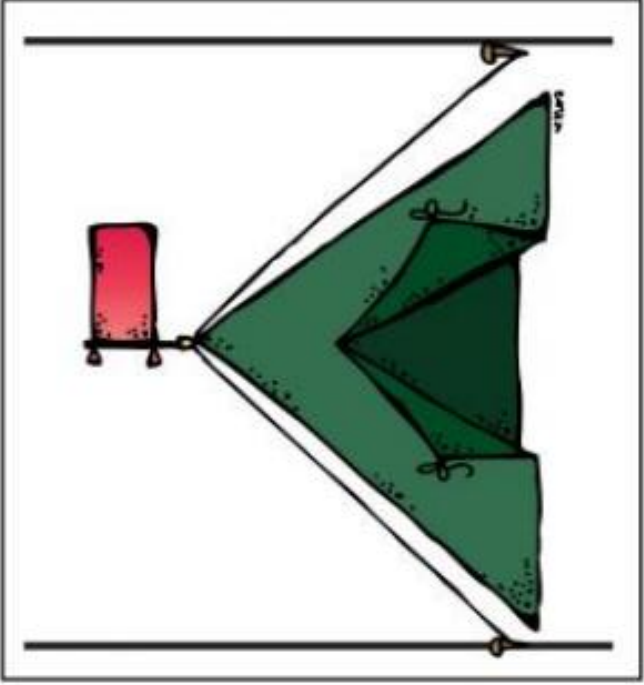
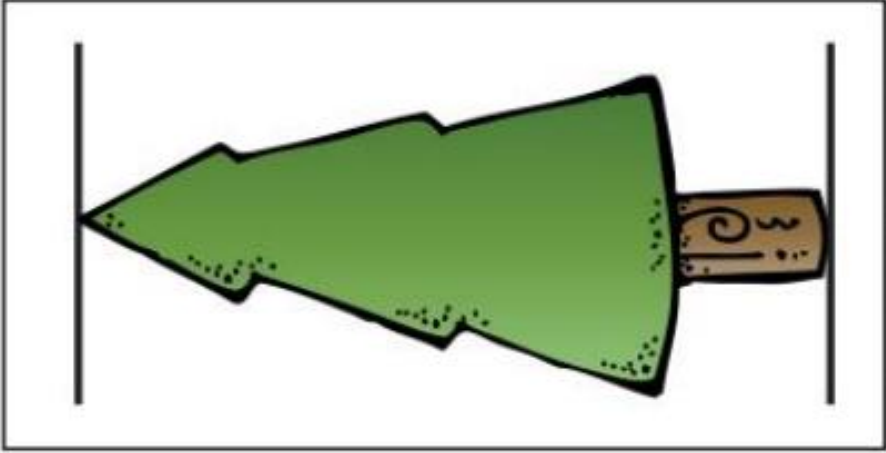
red, yellow, orange construction paper, glue, paper plate, red paint, Scissors, toilet roll, tissue paper, tape/glue, green paint or marker



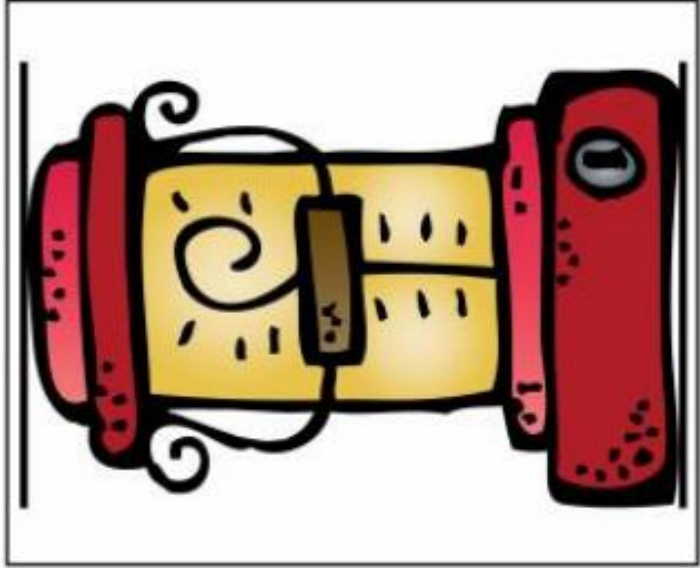
Friday –

Various items to recycle and create an art project



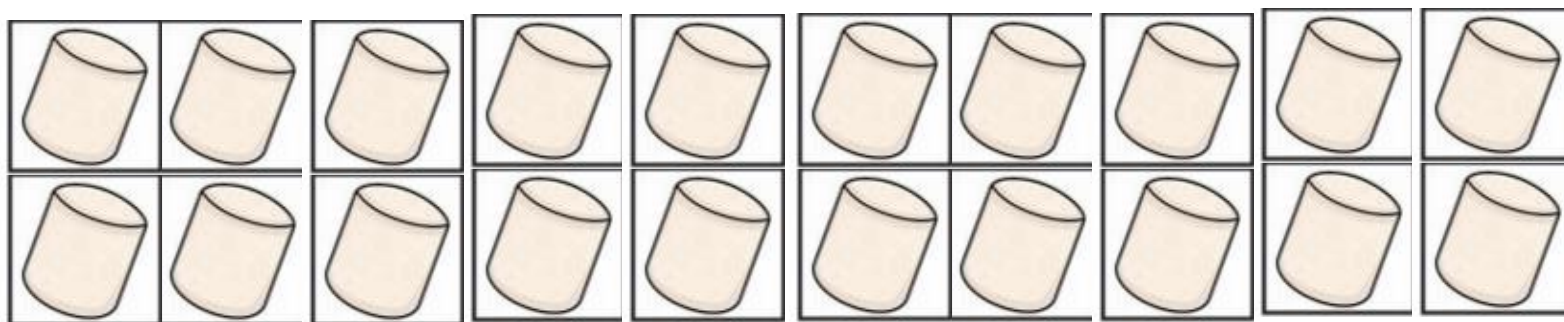


©Kenee Dooly Fantastic First Grade Froggies


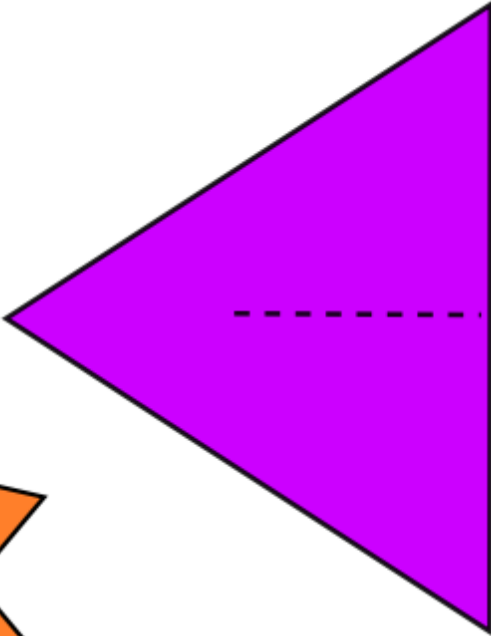




©Kenee Dooly Fantastic First Grade Froggies

Tools for measuring- leave as a strip (for ruler measuring) or cut apart. You can even use real marshmallows.. Have the students use the different tools and predict the lengths.



PAPER PLATE CAMPING CRAFT




Name \_\_\_\_\_



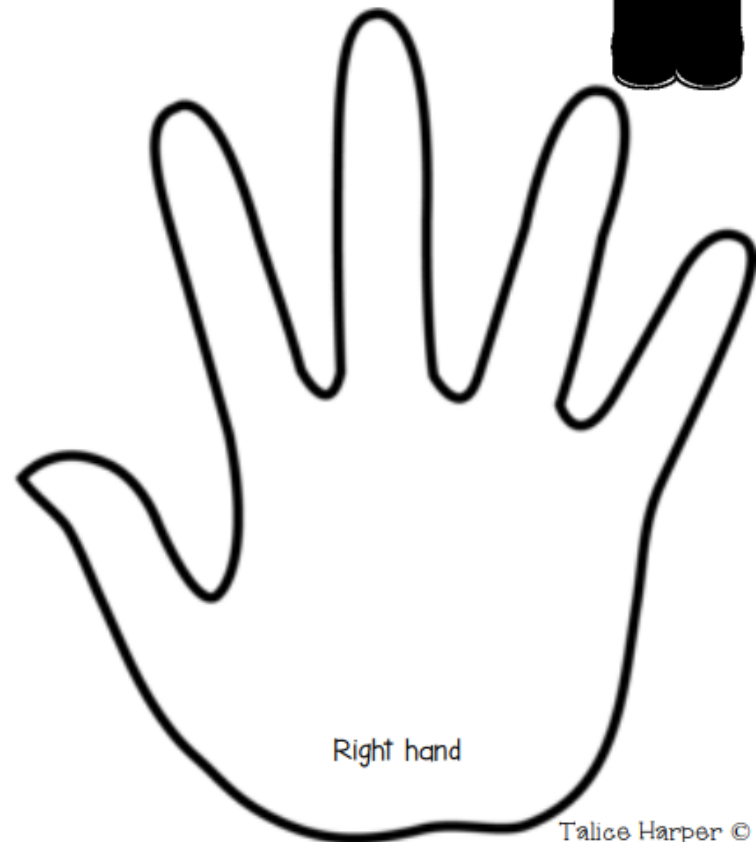
# Investigating Fingerprints



Police officers are community helpers. They can solve some crimes by investigating fingerprints. Investigating means to look at closely. Today, you are going to be a police officer and investigate your fingerprints.



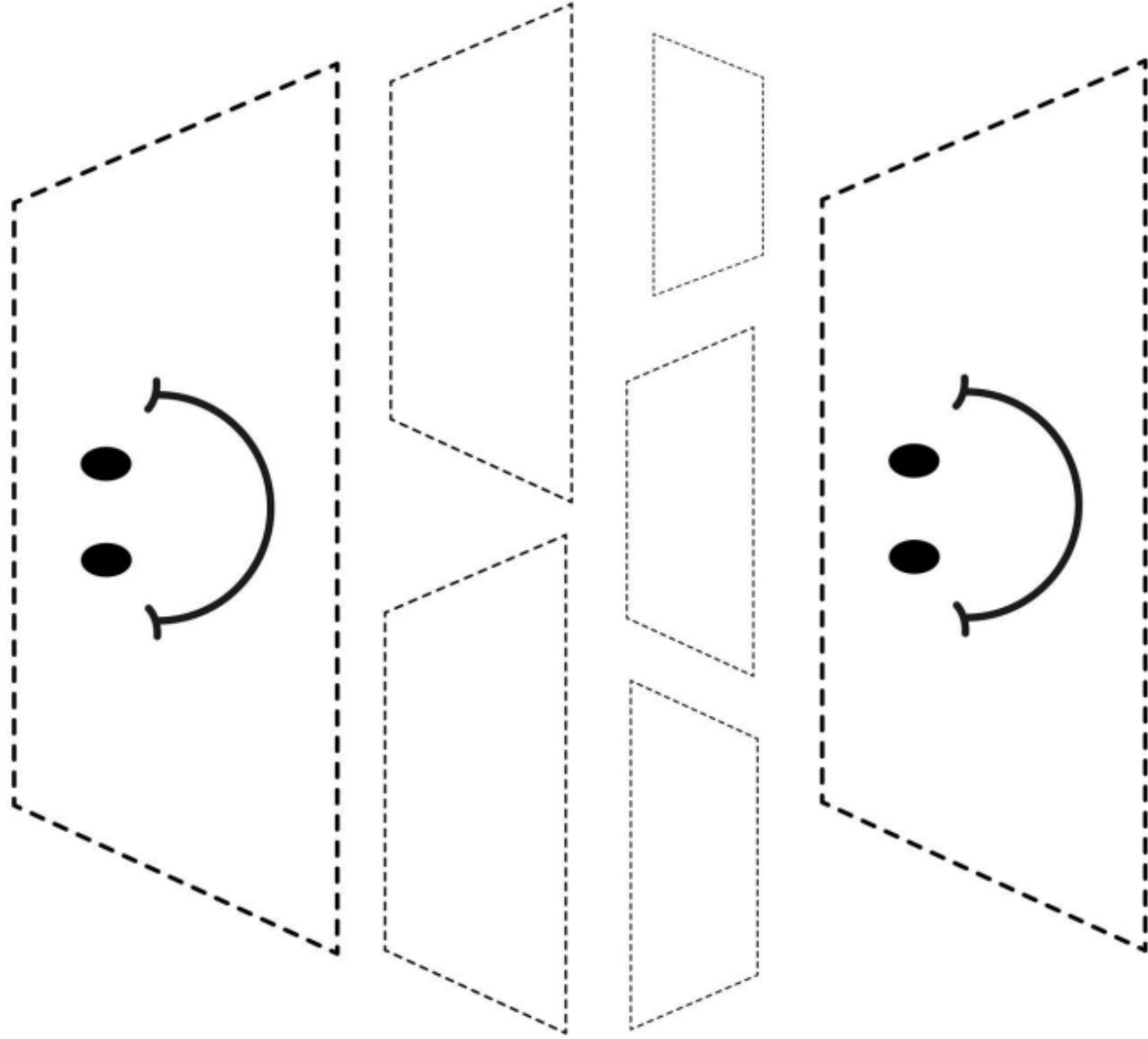
Left hand



Right hand


Talice Harper ©

Trace the trapezoids:



How many did you trace? \_\_\_\_\_

It's important to learn about fire safety. You should never, ever play with fire. Circle the picture below that you should NOT play with.

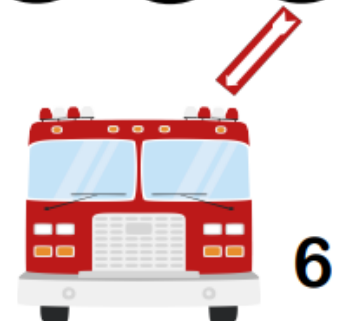


1

Help the firefighter find the firetruck by following the letter F.



F	R	V	A	P
F	F	F	F	C
P	T	F	Y	F
C	D	F	W	V
A	W	F	F	F






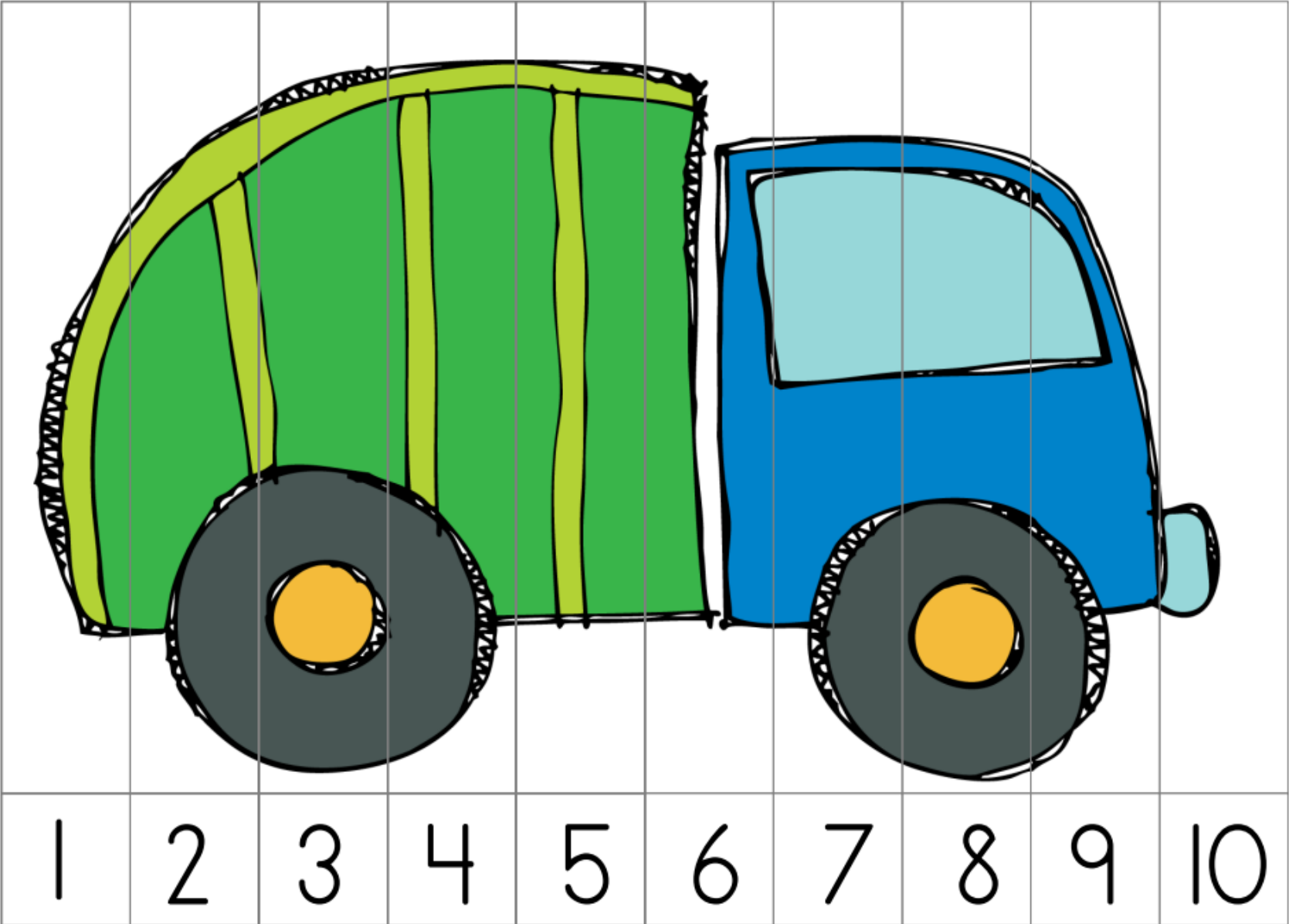
6



Name \_\_\_\_\_

# What Comes Next





Color all the large garbage trucks yellow.  
Color all the medium garbage trucks blue.  
Color all the small garbage trucks green.

