

Weekly Lesson Plan Week 4, P-S

	Theme & Letter	Language & Literacy	Math	Color	Shape	ART	SCIENCE/ SOCIAL STUDIES	STORY Time
MON	Pp – Pig Decorate P with small puzzle pieces	P says /p/ as in popcorn Play “Popcorn” by popping up when you see letter Pp	Introduce number 4 Write number 4	Green – GREEN, GREEN, I know how to spell green, GREEN.	Rectangle – Introduce Ricky Rectangle (poem)	Muddy Pig painting (pig coloring sheet)	Science: The Three Little Pigs STEM Activity	The Three Little Pigs
TUE	----- No Class today – Teacher will be absent -----							
WED	Qq – Quiet Cricket Decorate Q with pieces of fabric like a quilt	Q says /q/ as in quiet Quiet Game	Number 4; review how to write Hop 4 times	Green – repeat song; I Spy	Rectangle – build rectangle with popsicle sticks or crayons	Cricket headband	Science: Parts of a Cricket worksheet & observe a real cricket in class	The Very Quiet Cricket by Eric Carle
TH	Rr – Rocks Decorate R with rice	R says /r/ like the sound a motorcycle makes (Take a pretend ride)	Form number 4 with rocks; count 4 rocks	Green – Mix yellow and blue	Rectangle – Construction paper robot	Mini Rock Garden	Science: Rocks/Look at types of rocks	Ricky the Rock that Couldn’t Roll by Mr. Jay
FRI	Ss – Snakes Decorate S with string (yarn)	S says /s/ as in snake	Review writing number 4, Make a playdough snake and form it into the number 4; Count 4 toy snakes	Review (Each week, we will review any colors/shapes we have learning in past weeks)	Review all the shapes we have learned so far (circle, square, triangle, rectangle)	Paper plate snake	Science: All About Snakes	The Day Jimmy’s Boa Ate the Wash by Trinka Noble

Supply List:

(You do not need to buy these things. This list is for your convenience in case you want to do any of the activities I demonstrate at home. I try to use common household items, so you won't have to buy many things. You may want to stock up on common art supplies such as glue, construction paper, and washable paint.)

Monday –

Small puzzle pieces, glue, brown paint, toothpicks, gum drops or mini-marshmallows



Tuesday – No Class

Wednesday –

Various fabric cut into small squares, glue, green paper, 2 red pipe cleaners, cricket eyes printable


Thursday –

Rice, glue, construction paper rectangles of various sizes, disposable pie pan or any shallow dish, dirt, rocks, and anything you want to decorate a mini rock garden (kind of like a fairy garden)



Friday –

String or yarn, glue, paper plate, crayons, scissors





Label a cricket



L. Hamlin 2013

Name

legs

wings

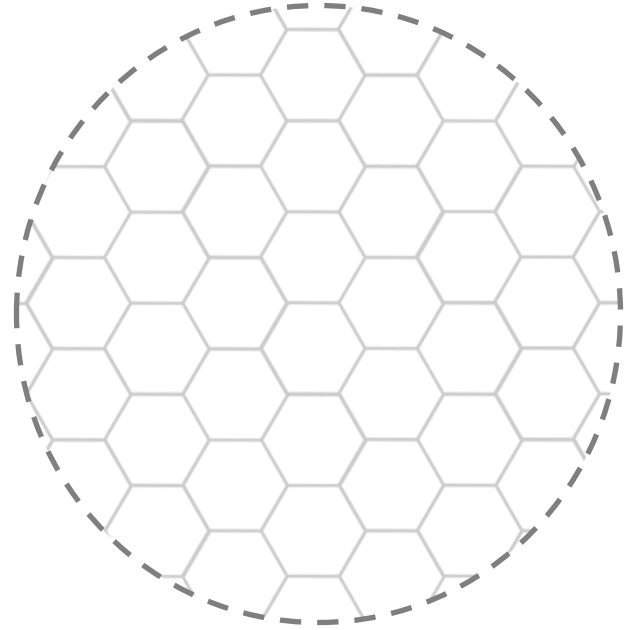
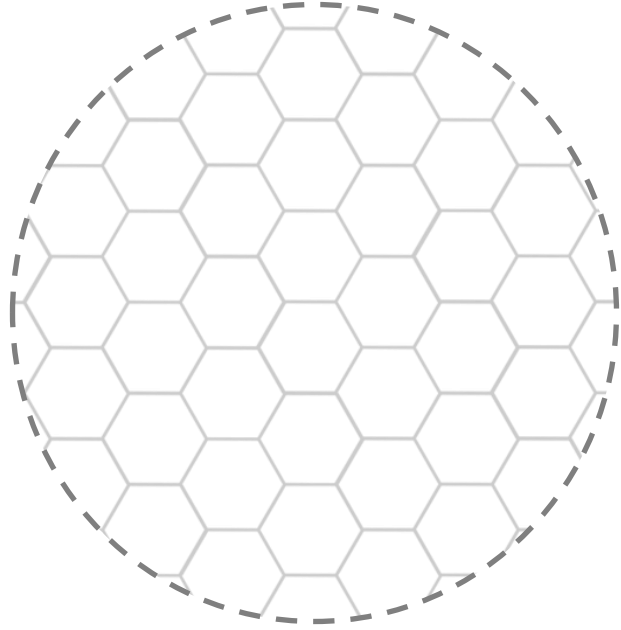
thorax

abdomen

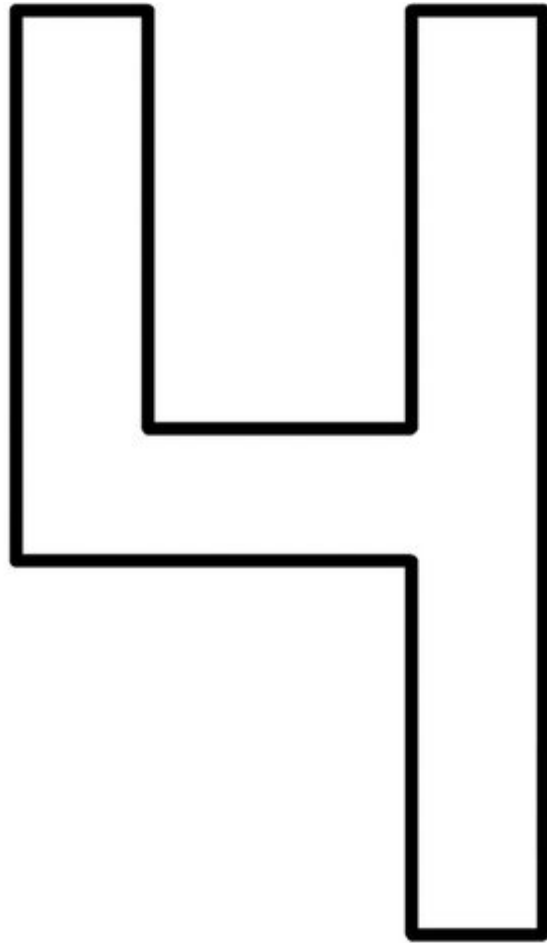
antennae

Compound eye

head



For cricket headband



Form number 4 with rocks